

# The Florida Legislature



Fiscal Analysis in Brief

2023 Legislative Session

**General Appropriations Act  
Chapter 2023-239, Laws of Florida  
Adjusted for Vetoes and Supplementals**

## **FISCAL ANALYSIS IN BRIEF**

### **For Fiscal Year 2023-24**

The Fiscal Analysis in Brief is an annual report prepared by the Florida Legislature to summarize fiscal and budgetary information affecting the 2023-24 fiscal year. Actions relating to appropriations and measures affecting revenue from the 2023 Regular Session are included in this report.

The document contains graphical depictions and detailed listings of appropriations, fund sources, nonrecurring issues, vetoed items, financial outlooks, and legislation affecting revenues.

It also includes the Truth in Bonding Statement used to support the General Appropriations Act. The document reflects appropriated funds only and does not include local revenue for educational entities such as local property tax revenue and student fees.

Various sources were used to prepare this document. Among the most important were data from the Legislative Appropriations System / Planning and Budgeting Subsystem (LAS/PBS), multiple consensus estimating conferences, the General Appropriations Act and other fiscal-related legislation, the Governor's Veto Message, and explanatory information used during the appropriations process.

*Published August 2023*

## TABLE OF CONTENTS

Overview and Summaries	Page
<b>Chart 1</b> - Appropriations by Fund Source	<b>1</b>
<b>Chart 2</b> - Appropriations by Program Area	<b>2</b>
<b>Chart 3</b> - Appropriations by Expenditure Type	<b>3</b>
<b>Chart 4 and Chart 5</b> - Appropriations History	<b>4</b>
<b>Chart 6</b> - Appropriations by Program Area, By Fund Source	<b>5</b>
<b>Chart 7</b> - General Revenue Appropriations by Program Area	<b>6</b>
<b>Chart 8</b> - Summary of Appropriations by Fund Source	<b>7</b>
Appropriations by Detail Fund	<b>8</b>
Nonrecurring Appropriations	<b>12</b>
Vetoed Appropriations	<b>34</b>

### Revenue Sources and Financial Outlooks

<b>Chart 9</b> - Projected Recurring General Revenue Sources	<b>46</b>
<u>General Revenue Fund</u> - Consensus Revenue Estimating Conference Retrospect, FY 2020-21 and FY 2021-22	<b>47</b>
<u>General Revenue Fund</u> - Financial Outlook Statement, FY 2022-23 through FY 2027-28	<b>49</b>
<u>Educational Enhancement Trust Fund</u> - Consensus Revenue Estimating Conference Retrospect, FY 2020-21 and FY 2021-22	<b>54</b>
<u>Educational Enhancement Trust Fund</u> - Financial Outlook Statement, FY 2022-23 through FY 2027-28	<b>56</b>
<u>State School Trust Fund</u> - Consensus Revenue Estimating Conference Retrospect, FY 2020-21 and FY 2021-22	<b>58</b>
<u>State School Trust Fund</u> - Financial Outlook Statement, FY 2022-23 through FY 2027-28	<b>59</b>
<u>Tobacco Settlement Trust Fund</u> - Consensus Revenue Estimating Conference Retrospect, FY 2020-21 and FY 2021-22	<b>61</b>
<u>Tobacco Settlement Trust Fund</u> - Financial Outlook Statement, FY 2022-23 through FY 2027-28	<b>62</b>

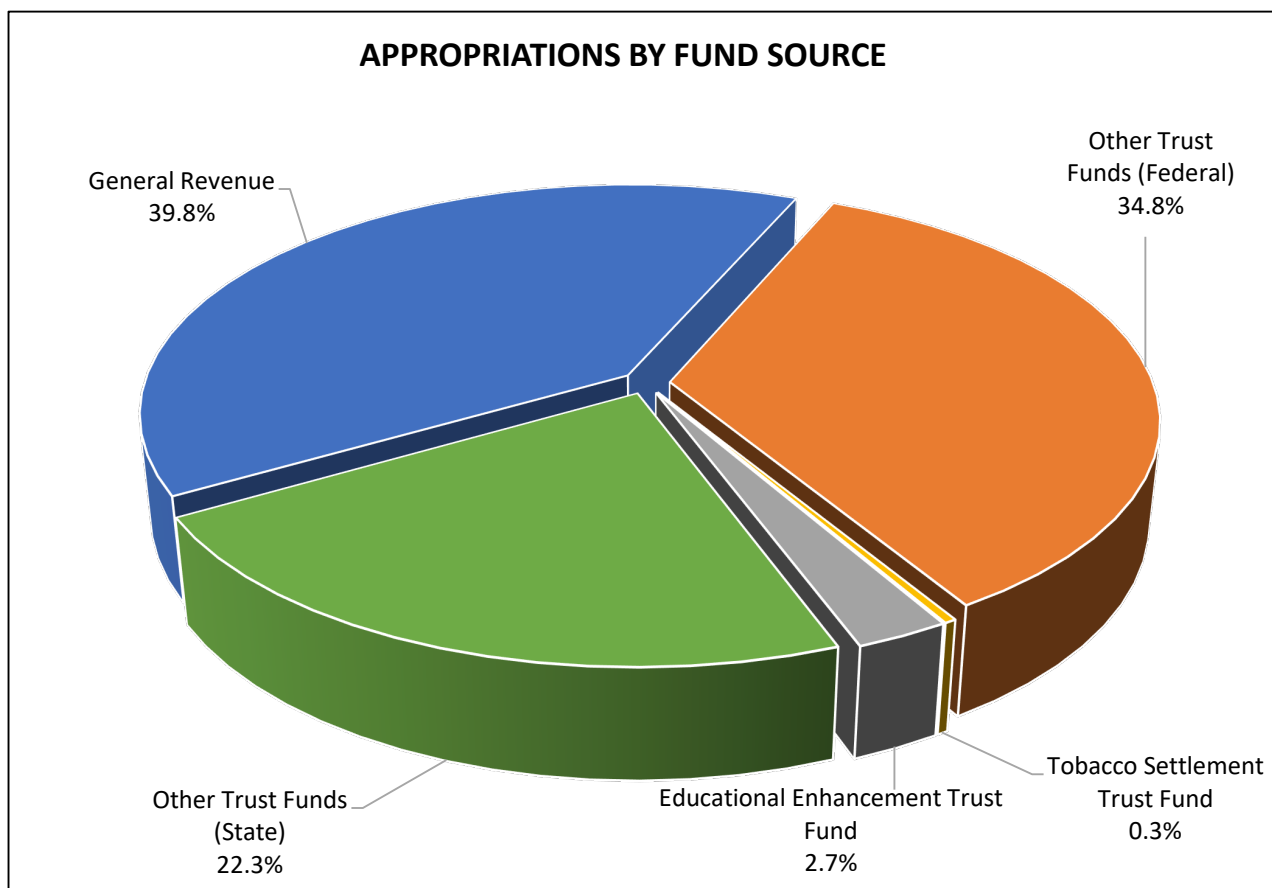
### Other Related Information

Measures Affecting Revenue and Tax Administration	<b>64</b>
Bills with Supplemental Appropriations	<b>69</b>
Truth in Bonding Statement FY 2023-24	<b>71</b>

**Chart 1**  
**Senate Bill 2500, Chapter 2023-239, Laws of Florida**  
**Appropriations by Fund Source for Fiscal Year 2023-24**  
**Adjusted for Vetoes, Supplementals**  
**(Dollars in Millions)**

Funding Source	Dollars	Percent
General Revenue	47,252.4	39.8%
Other Trust Funds (Federal)	41,302.6	34.8%
State Trust Funds		
Tobacco Settlement Trust Fund	404.1	0.3%
Educational Enhancement Trust Fund	3,156.1	2.7%
Other Trust Funds (State)	26,512.8	22.3%
<b>Total</b>	<b>118,628.1</b>	<b>100.0%</b>

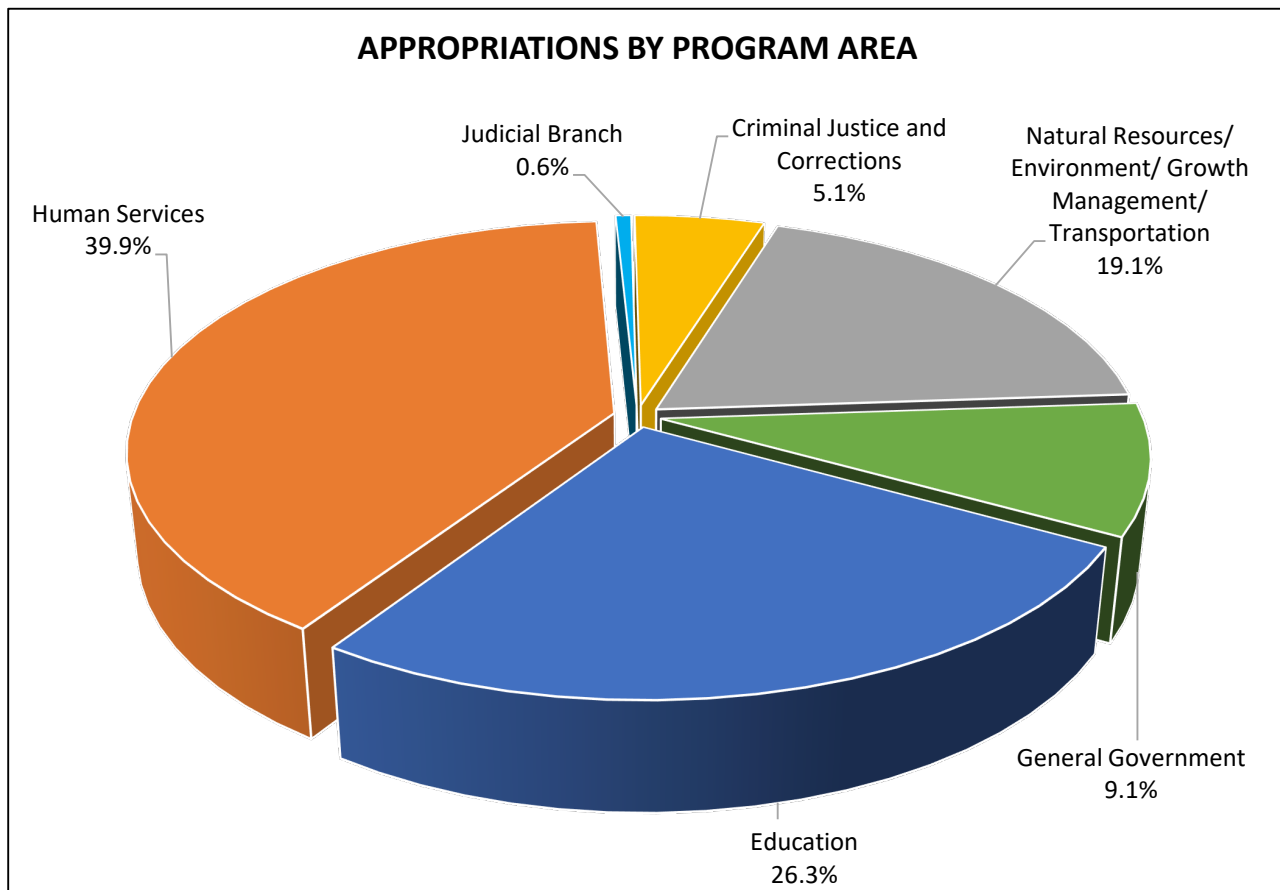
Note: Subtotals and totals may not add due to rounding.



**Chart 2**  
**Senate Bill 2500, Chapter 2023-239, Laws of Florida**  
**Appropriations by Program Area for Fiscal Year 2023-24**  
**Adjusted for Vetoes, Supplementals**  
**(Dollars in Millions)**

Program Area (Section of General Appropriations Act)	Dollars	Percent
Education	31,156.5	26.3%
Human Services	47,288.2	39.9%
Judicial Branch	710.7	0.6%
Criminal Justice and Corrections	6,004.9	5.1%
Natural Resources/ Environment/ Growth Management/ Transportation	22,614.3	19.1%
General Government	10,853.4	9.1%
<b>Total</b>	<b>118,628.1</b>	<b>100.0%</b>

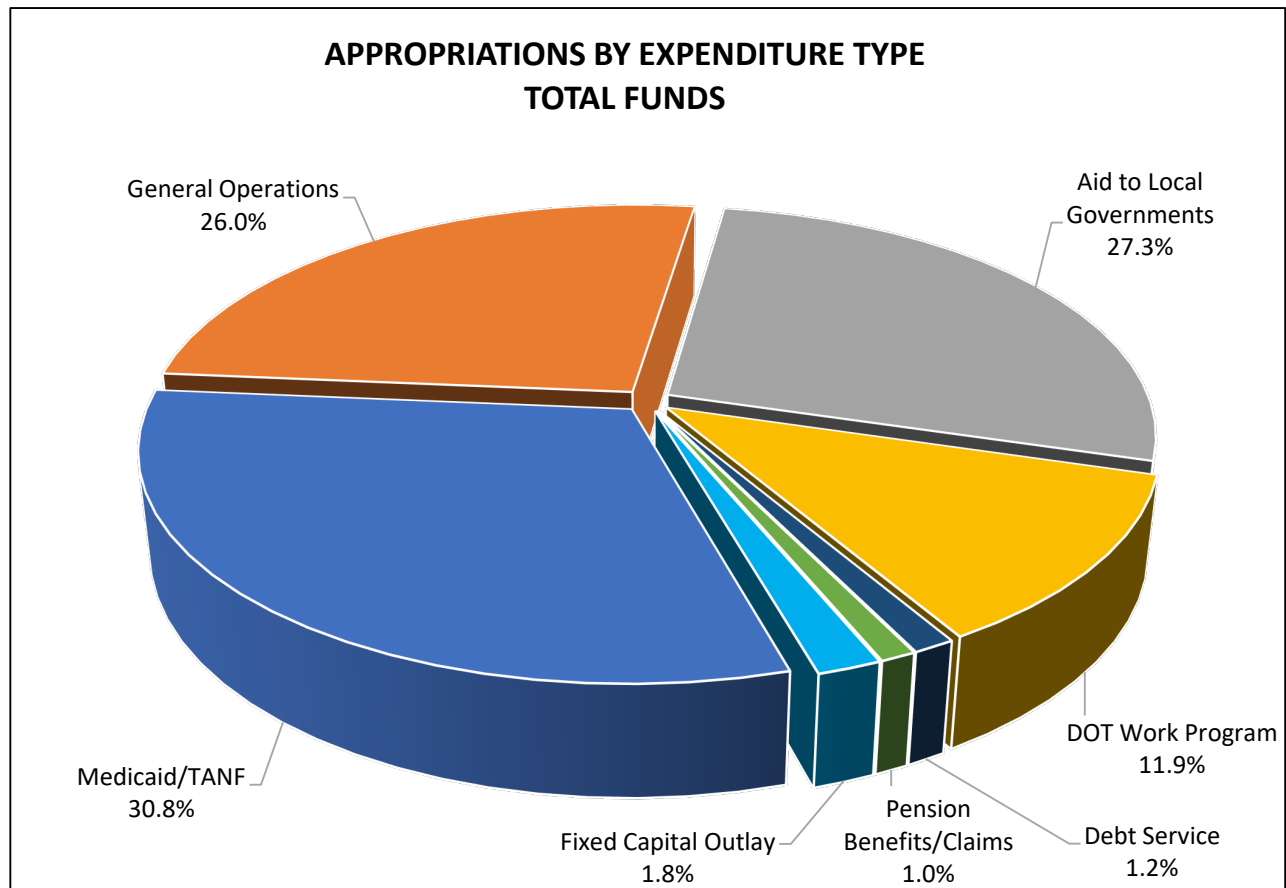
Note: Subtotals and totals may not add due to rounding.



**Chart 3**  
**Senate Bill 2500, Chapter 2023-239, Laws of Florida**  
**Appropriations by Expenditure Type for Fiscal Year 2023-24**  
**Adjusted for Vetoes, Supplementals**  
**(Dollars in Millions)**

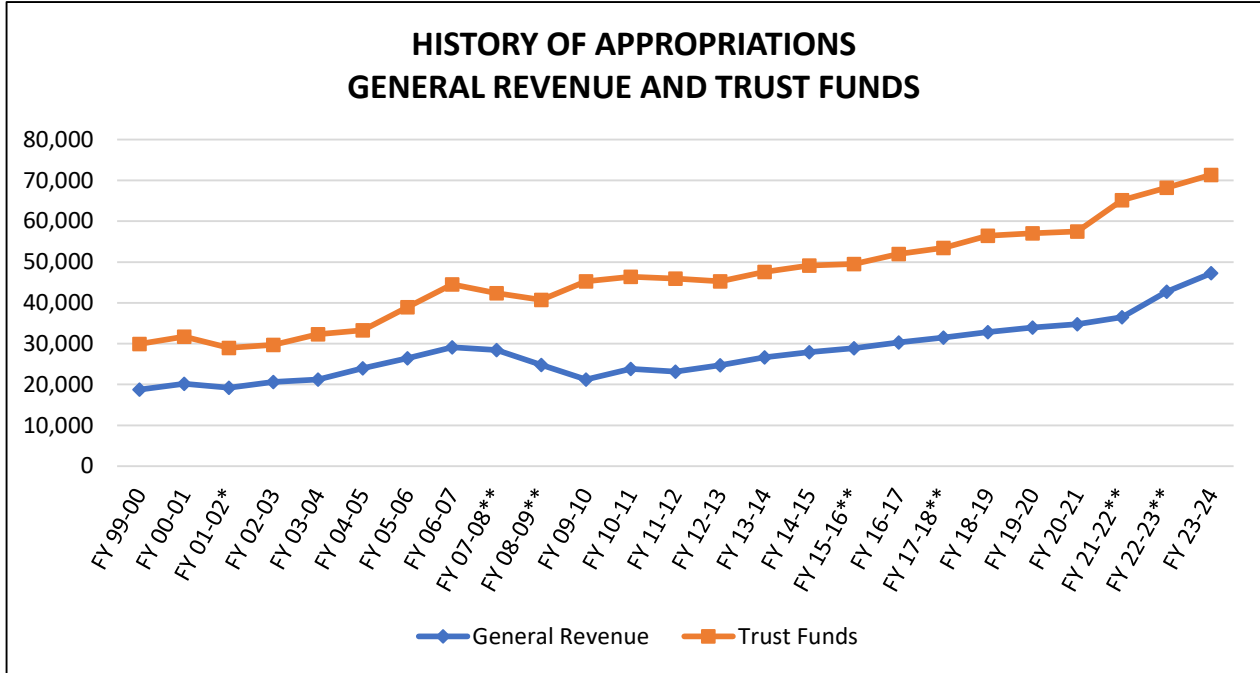
Expenditure Type	Dollars	Percent
Medicaid/TANF	36,558.0	30.8%
General Operations	30,806.3	26.0%
Aid to Local Governments	32,340.1	27.3%
DOT Work Program	14,162.0	11.9%
Debt Service	1,413.8	1.2%
Pension Benefits/Claims	1,199.4	1.0%
Fixed Capital Outlay	2,148.4	1.8%
<b>Total</b>	<b>118,628.1</b>	<b>100.0%</b>

Note: Subtotals and totals may not add due to rounding.

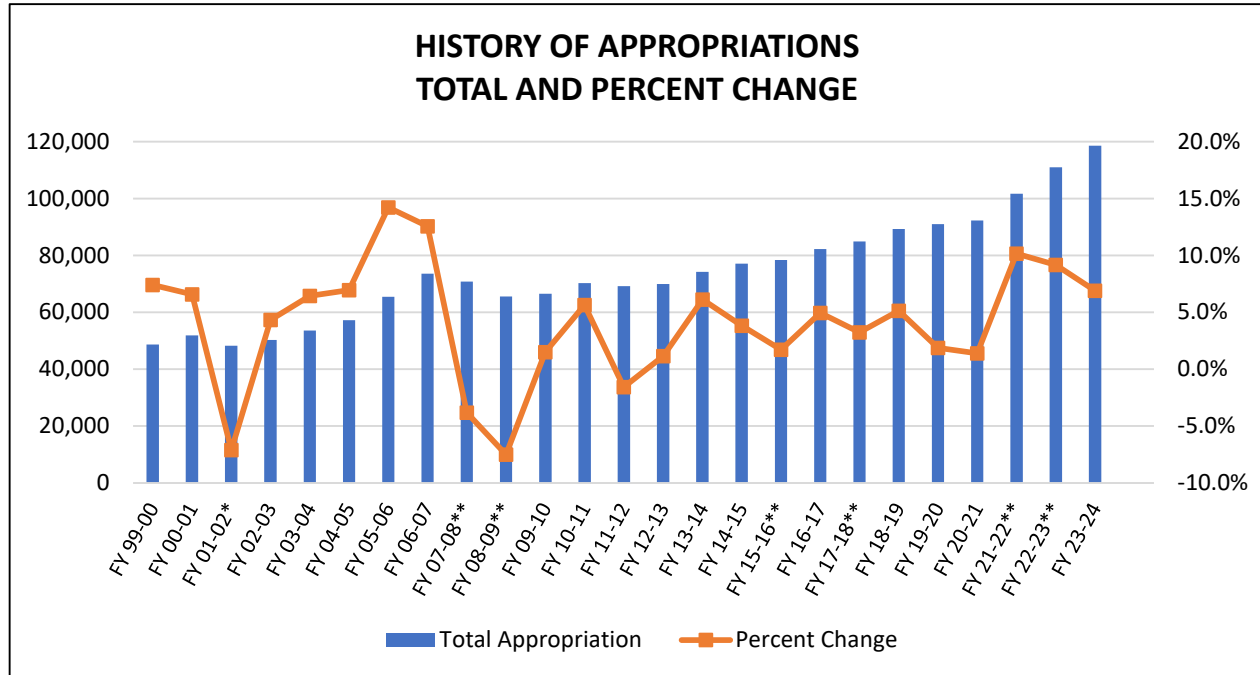


**Charts 4 and 5**  
**Senate Bill 2500, Chapter 2023-239, Laws of Florida**  
**Appropriations History**  
**Adjusted for Vetoes, Supplementals**  
**(Dollars in Millions)**

**Chart 4**



**Chart 5**



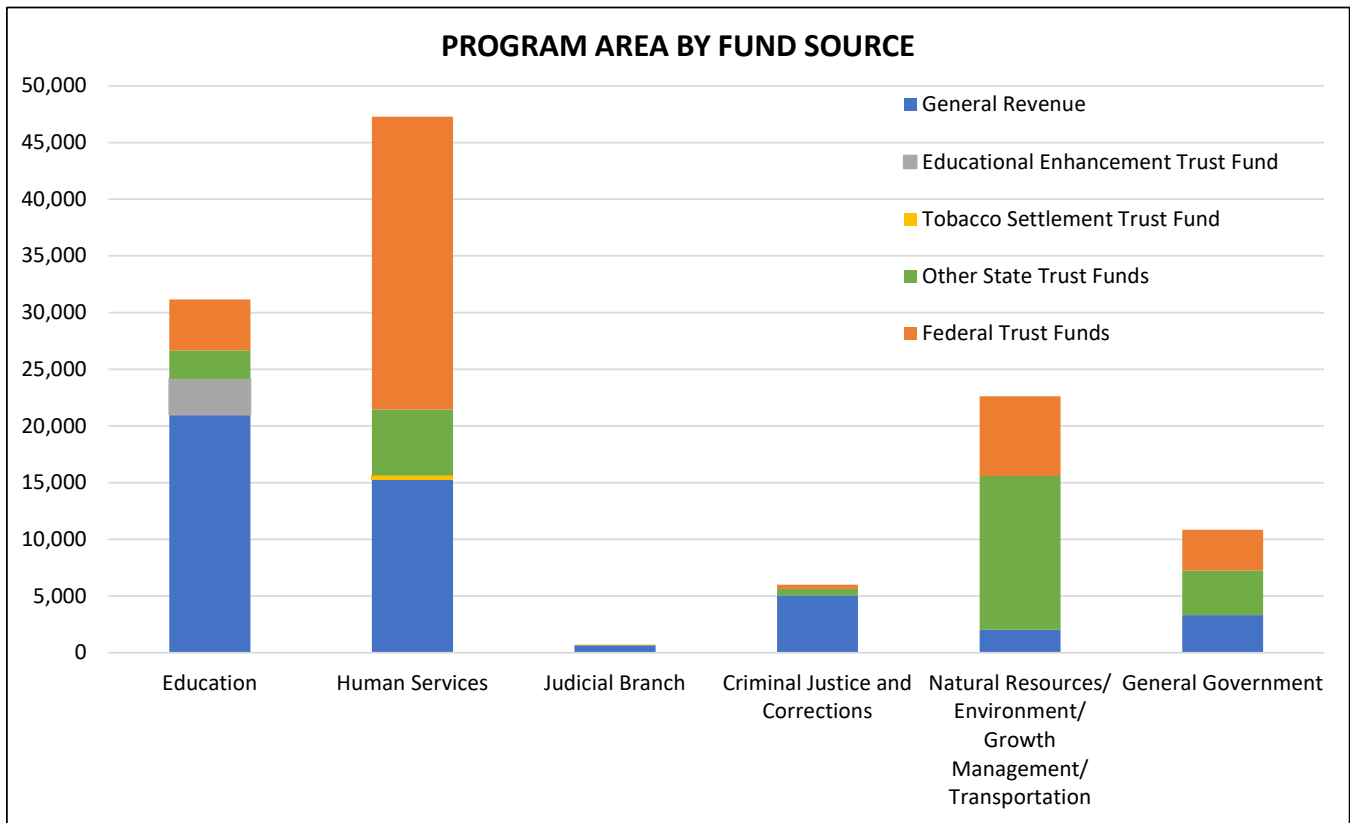
\*Adjusted for Special Session. In addition, \$6,367.9 million in statutory appropriations were removed from the operating budget.

\*\*Adjusted for Special Session(s).

**Chart 6**  
**Senate Bill 2500, Chapter 2023-239, Laws of Florida**  
**Appropriations by Program Area by Fund Source for Fiscal Year 2023-24**  
**Adjusted for Vetoes, Supplementals**  
**(Dollars in Millions)**

Program Area (Section of General Appropriations Act)	General Revenue	Educational Enhancement Trust Fund	Tobacco Settlement Trust Fund	Other State Trust Funds	Federal Trust Funds	All Funds
Education	20,992.6	3,156.1	-	2,529.3	4,478.4	31,156.5
Human Services	15,232.7	-	404.1	5,822.8	25,828.7	47,288.2
Judicial Branch	603.4	-	-	95.8	11.6	710.7
Criminal Justice and Corrections	5,067.6	-	-	575.4	361.9	6,004.9
Natural Resources/ Environment/ Growth Management/ Transportation	2,034.4	-	-	13,558.5	7,021.4	22,614.3
General Government	3,321.7	-	-	3,931.0	3,600.7	10,853.4
<b>Total</b>	<b>47,252.4</b>	<b>3,156.1</b>	<b>404.1</b>	<b>26,512.8</b>	<b>41,302.6</b>	<b>118,628.1</b>

Note: Subtotals and totals may not add due to rounding.

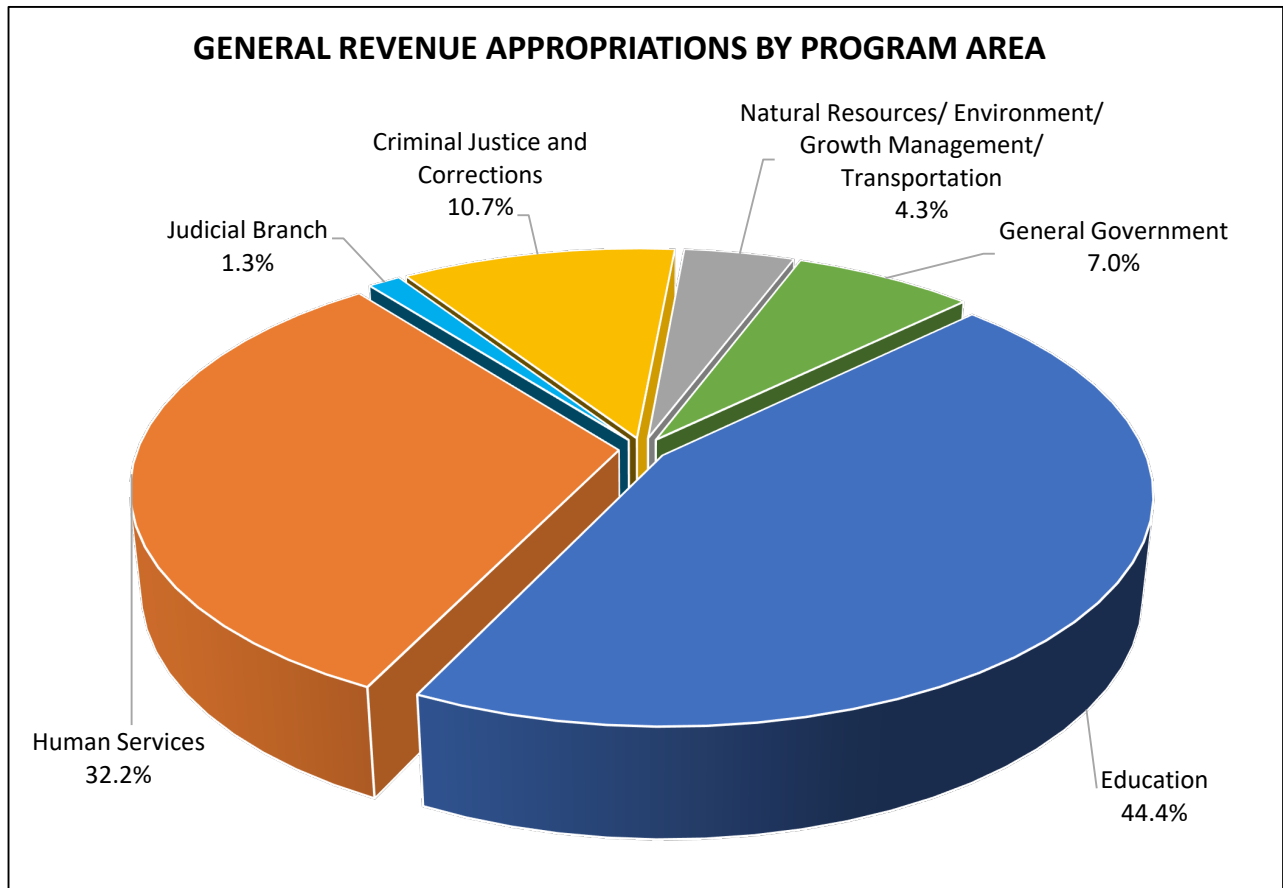




**Chart 7**  
**Senate Bill 2500, Chapter 2023-239, Laws of Florida**  
**General Revenue Appropriations by Program Area for Fiscal Year 2023-24**  
**Adjusted for Vetoes, Supplementals**  
**(Dollars in Millions)**

<b>Program Area (Section of General Appropriations Act)</b>	<b>Dollars</b>	<b>Percent</b>
Education	20,992.6	44.4%
Human Services	15,232.7	32.2%
Judicial Branch	603.4	1.3%
Criminal Justice and Corrections	5,067.6	10.7%
Natural Resources/ Environment/ Growth Management/ Transportation	2,034.4	4.3%
General Government	3,321.7	7.0%
<b>Total</b>	<b>47,252.4</b>	<b>100.0%</b>

Note: Subtotals and totals may not add due to rounding.



**Chart 8**  
**Summary of Fiscal Year 2023-24 Appropriations by Fund Source**  
**Senate Bill 2500, Chapter 2023-239, Laws of Florida**  
**and Other Legislative Actions**  
**(Dollars in Millions)**

Legislation	General Revenue	Educational Enhancement Trust Fund	PECO Trust Fund	Tobacco Settlement Trust Fund	Other State Trust Funds	Federal Trust Funds	All Funds
<b>I. Conference Report on Senate Bill 2500, Chapter 2023-239, Laws of Florida, General Appropriations Act for Fiscal Year 2023-24</b>							
<i>Sections 1 - 7</i>	46,504.6	3,156.1	1,865.9	404.1	24,089.3	41,006.7	117,026.7
<i>Sections 8 - 248</i>	350.7				10.0	315.0	675.7
<i>Less Vetoed Items</i>	(440.1)		(26.6)		(15.1)	(29.1)	(510.9)
<i>Less Failed Contingencies</i>							-
Net Fiscal Year 2023-24 Appropriations in the General Appropriations Act	46,415.3	3,156.1	1,839.3	404.1	24,084.2	41,292.6	117,191.6
<b>II. Fiscal Year 2023-24 Supplemental Appropriations</b>							
<i>Bills with Appropriations</i>	837.2				589.3	10.0	1,436.5
<i>Less Vetoed Appropriations in Supplemental Bills</i>							-
<i>Less Failed Contingencies</i>							-
<b>SUBTOTAL</b>	<b>47,252.4</b>	<b>3,156.1</b>	<b>1,839.3</b>	<b>404.1</b>	<b>24,673.5</b>	<b>41,302.6</b>	<b>118,628.1</b>
<b>III. Other Fiscal Year 2023-24 Appropriations and Transfers</b>							
Reappropriations of Reverted Funds (Sections 55, 56, 108, 112, 140, 153, 162)	27.8						27.8
Transfer to State Board of Administration - Debt Reduction (Section 239)	200.0						200.0
Transfer to State Employees' Health Insurance Trust Fund (Section 242)	200.0						200.0
Transfers to Local Government Housing Trust Fund and State Government Housing Trust Fund (Section 243)	110.0						110.0
Transfer to Emergency Preparedness and Response Fund (Section 245)	500.0						500.0
Transfer to Budget Stabilization Fund (Section 246)	1,000.0						1,000.0
<b>Total Effective Fiscal Year 2023-24 Appropriations as Adjusted</b>	<b>49,290.2</b>	<b>3,156.1</b>	<b>1,839.3</b>	<b>404.1</b>	<b>24,673.5</b>	<b>41,302.6</b>	<b>120,665.9</b>

Note: Subtotals and totals may not add due to rounding.

**Fiscal Year 2023-24 Appropriations by Detail Fund  
Adjusted for Vetoes, Supplementals**

Row	Fund Title	Fund Number	State Dollars	Federal Dollars	Total Dollars
1	ADMINISTRATIVE TRUST FUND	2021	262,977,322	144,631,384	407,608,706
2	AG EMERGENCY ERAD TF	2360	27,466,013		27,466,013
3	AIR POLLUTION CONTROL TF	2035	26,816,382	2,414,379	29,230,761
4	ALCOHOL/DRUGABU/MEN HLH TF	2027		318,068,760	318,068,760
5	ALCOHOLIC,BEV,TOBACCO TF	2022	33,265,745		33,265,745
6	ANTI-FRAUD TRUST FUND	2038	200,336		200,336
7	ARCHITECTS INCIDENTAL TF	2033	26,762,009		26,762,009
8	BIOMEDICAL RESEARCH TF	2245	57,280,790		57,280,790
9	BRAIN & SPINAL CORD INJ/TF	2390	13,155,174	346,007	13,501,181
10	CAMP BLANDING MANAGEMNT TF	2069	2,771,003		2,771,003
11	CAP IMPROVEMENTS FEE TF	2071	53,056,167		53,056,167
12	CAPITAL COLLATERAL REG TF	2073	651,843	751,171	1,403,014
13	CERTIFICATION PROGRAM TF	2092	1,493,686		1,493,686
14	CHILD CARE/DEV BLK GRNT TF	2098		1,251,043,223	1,251,043,223
15	CHILD SUPPORT INCENTIVE TF	2075		40,238,479	40,238,479
16	CHILD SUPPORT TRUST FUND	2084	13,406,690	27,000,930	40,407,620
17	CHILD WELFARE TRAINING TF	2083	2,173,055		2,173,055
18	CITRUS ADVERTISING TF	2090	16,419,485	5,000,000	21,419,485
19	CITRUS INSPECTION TF	2093	7,296,640		7,296,640
20	CIVIL RICO TRUST FUND	2095	200,020		200,020
21	CLERKS OF THE COURT TF	2588	47,402,734		47,402,734
22	COASTAL PROTECTION TF	2099	13,719,954		13,719,954
23	COMMUNICATIONS WKG CAP TF	2105	133,508,879		133,508,879
24	CORRECTION WORK PROGRAM TF	2151	31,671,920		31,671,920
25	COUNTY HEALTH DEPT TF	2141	736,636,892	206,057,137	942,694,029
26	COURT EDUCATION TRUST FUND	2146	3,675,892		3,675,892
27	COURT/CSE COLL SYS TF	2115	858,628		858,628
28	CRIM JUST STAND & TRAIN TF	2148	9,742,297		9,742,297
29	CRIME STOPPERS TF	2202	4,805,894		4,805,894
30	CRIMES COMPENSATION TF	2149	22,652,380		22,652,380
31	CSE APP FEE & PROG REV TF	2104	2,968,046		2,968,046
32	DIV OF LICENSING TF	2163	43,435,583		43,435,583
33	DIV UNIV FAC CONST ADM TF	2222	6,494,545		6,494,545
34	DOMESTIC VIOLENCE TF	2157	8,451,772		8,451,772
35	DONATIONS TRUST FUND	2168	59,611,634	147,505,389	207,117,023
36	DRINKING WATER REV LOAN TF	2044		331,593,423	331,593,423
37	ECONOMIC DEVELOPMENT TF	2177	54,170,000		54,170,000
38	ED CERTIFICATION/SVC TF	2176	10,996,974		10,996,974
39	ED MEDIA & TECHNOLOGY TF	2183	133,426		133,426
40	EDUCATIONAL ENHANCEMENT TF	2178	3,156,143,737		3,156,143,737
41	ELECTIONS COMMISSION TF	2511	1,884,469		1,884,469
42	EMER MGMG PREP/ASST TF	2191	17,796,761		17,796,761
43	EMERGENCY MED SVC TF	2192	22,795,349		22,795,349
44	EMPLOYMENT SECURITY ADM TF	2195	201,389	380,788,157	380,989,546
45	EPILEPSY SERVICES TF	2197	819,837		819,837
46	EXEC BR LOBBY REGIS TF	2203	186,524		186,524
47	FED LAW ENFORCEMENT TF	2719		1,542,460	1,542,460
48	FEDERAL GRANTS TRUST FUND	2261	11,118,817	7,177,339,655	7,188,458,472

**Fiscal Year 2023-24 Appropriations by Detail Fund  
Adjusted for Vetoes, Supplementals**

Row	Fund Title	Fund Number	State Dollars	Federal Dollars	Total Dollars
49	FEDERAL REHABILITATION TF	2270	67,701	231,210,756	231,278,457
50	FINANCIAL INST REG TF	2275	13,195,802		13,195,802
51	FL AGRIC PROM CAMPAIGN TF	2920	319,267		319,267
52	FL CONDO/TIMESHARE/MH TF	2289	10,065,497		10,065,497
53	FL FACILITIES POOL CLR TF	2313	16,029,356		16,029,356
54	FL INTER TRADE & PROM TF	2338	5,181,012		5,181,012
55	FL.CRIME PREV TR IN REV TF	2302	860,338		860,338
56	FL.PANTHER RESCH & MAN TF	2299	1,043,339		1,043,339
57	FOOD & NUTRITION SVCS TF	2315		2,192,752,853	2,192,752,853
58	FORFEIT/INVES SUPPORT TF	2316	3,514,528	938,128	4,452,656
59	GAS TAX COLLECTION TF	2319	6,581,199		6,581,199
60	GENERAL INSPECTION TF	2321	82,701,010	98,000	82,799,010
61	GRANTS AND DONATIONS TF	2339	2,590,137,447	1,274,663,611	3,864,801,058
62	HEALTH CARE TRUST FUND	2003	717,205,424	23,601,314	740,806,738
63	HIGHWAY SAFETY OPER TF	2009	567,631,424	11,872,437	579,503,861
64	HOTEL AND RESTAURANT TF	2375	30,327,100		30,327,100
65	INCIDENTAL TRUST FUND	2381	20,167,439		20,167,439
66	INDIGENT CIVIL DEFENSE TF	2976	310,980		310,980
67	INDIGENT CRIM DEFENSE TF	2974	30,636,003		30,636,003
68	INLAND PROTECTION TF	2212	237,845,485		237,845,485
69	INSTITUTE ASSESSMENT TF	2380	5,222,503		5,222,503
70	INSURANCE REG TF	2393	212,866,344		212,866,344
71	INTERNAL IMPROVEMENT TF	2408	29,082,491		29,082,491
72	INVASIVE PLANT CONTROL TF	2030	8,108,423		8,108,423
73	JUV CRIME PREV/ERLY INT TF	2415	1,262,903		1,262,903
74	JUVENILE JUSTICE TRNG TF	2417	1,637,414		1,637,414
75	L/G HF-CT SALES TAX CL TF	2455	34,400,000		34,400,000
76	LAND ACQUISITION TF	2423	1,397,931,342		1,397,931,342
77	LAW ENFORCEMENT RADIO TF	2432	26,060,869		26,060,869
78	LAW ENFORCEMENT TF	2434	746,656		746,656
79	LEGAL AFFAIRS REVOLVING TF	2439	24,408,835		24,408,835
80	LEGAL SERVICES TRUST FUND	2438	26,930,229		26,930,229
81	LEGIS LOBBYIST REGIS TF	2442	323,466		323,466
82	LOCAL GOV HOUSING TF	2250	252,000,000		252,000,000
83	MARINE RESOURCES CONSV TF	2467	90,738,118	1,973,607	92,711,725
84	MARKET IMP WKG CAP TF	2473	4,154,074		4,154,074
85	MAT/CH HLTH BLOCK GRANT TF	2475		20,849,898	20,849,898
86	MEDICAL CARE TRUST FUND	2474	905,023,695	19,300,800,035	20,205,823,730
87	MEDICAL QLTY ASSURANCE TF	2352	71,437,349	191,325	71,628,674
88	MINERALS TRUST FUND	2499	1,674,238		1,674,238
89	MOTOR VEHICLE WARRANTY TF	2492	2,630,004		2,630,004
90	NON-GAME WILDLIFE TF	2504	9,237,789		9,237,789
91	NON-MANDATORY LAND RECL TF	2506	2,295,682		2,295,682
92	NURS STDNT LOAN FORGIVE TF	2505	1,399,792		1,399,792
93	OPERATING TRUST FUND	2510	514,813,521		514,813,521
94	OPERATIONS AND MAINT TF	2516	141,377,112	1,320,663,634	1,462,040,746
95	OPTIONAL RETIREMENT PRG TF	2517	386,843		386,843
96	PARI-MUTUEL WAGERING TF	2520	27,538,626		27,538,626

**Fiscal Year 2023-24 Appropriations by Detail Fund  
Adjusted for Vetoes, Supplementals**

Row	Fund Title	Fund Number	State Dollars	Federal Dollars	Total Dollars
97	PERC TRUST FUND	2558	1,951,223		1,951,223
98	PERMIT FEE TRUST FUND	2526	16,677,454		16,677,454
99	PEST CONTROL TRUST FUND	2528	4,588,240		4,588,240
100	PHOSPHATE RESEARCH TF	2530	5,237,977		5,237,977
101	PLAN AND BUDGET SYSTEM TF	2535	6,532,569		6,532,569
102	PLANNING AND EVALUATION TF	2531	23,399,831	9,227,894	32,627,725
103	PLANT INDUSTRY TF	2507	4,652,683		4,652,683
104	POL/FIREMEN PREMIUM TAX TF	2532	1,268,230		1,268,230
105	PRETAX BENEFITS TRUST FUND	2570	877,820		877,820
106	PREVENT HLTH SVCS BL GR TF	2539		2,007,732	2,007,732
107	PRISON INDUSTRIES TF	2385	1,250,000		1,250,000
108	PRIVATE INMATE WELFARE TF	2623	4,571,814		4,571,814
109	PROFESSIONAL REGULATION TF	2547	45,543,576		45,543,576
110	PROFESSIONAL SPORTS DEV TF	2551	4,323,750		4,323,750
111	PUB MEDICAL ASST TF	2565	843,523,252		843,523,252
112	PUBLIC ED CO&DS TRUST FUND	2555	1,839,294,854		1,839,294,854
113	QUALITY LONG-TERM CARE TF	2126		6,002,597	6,002,597
114	R-O-W ACQ/BRIDGE CONST TF	2586	619,329,564		619,329,564
115	RADIATION PROTECTION TF	2569	9,316,267	498,492	9,814,759
116	RAPE CRISIS PROGRAM TF	2089	1,739,676		1,739,676
117	RECORDS MANAGEMENT TF	2572	1,316,956		1,316,956
118	REFUGEE ASSISTANCE TF	2579		34,871,683	34,871,683
119	REGULATORY TRUST FUND	2573	50,727,788		50,727,788
120	RESILIENT FLORIDA TF	2055	213,730,244		213,730,244
121	RET HLTH INS SUBSIDY TF	2583	224,717		224,717
122	REVOLVING TRUST FUND	2600		4,583,759	4,583,759
123	SALE/GOODS & SERVICES TF	2606	1,221,505		1,221,505
124	SALTWTR PRODUCTS PROM TF	2609	1,409,866		1,409,866
125	SAVE THE MANATEE TF	2611	3,580,559		3,580,559
126	SCH/DIS & CC/DIS CO&DS TF	2612	123,009,874		123,009,874
127	SEED TRUST FUND	2041	75,172,103		75,172,103
128	SHARED CO/STATE JUV DET TF	2685	70,389,066		70,389,066
129	SOCIAL SVCS BLK GRT TF	2639	6,000,000	158,676,752	164,676,752
130	SOLID WASTE MGMT TF	2644	22,940,486		22,940,486
131	SPEC EMPLOYMNT SECU ADM TF	2648	7,445,812		7,445,812
132	ST ST FIN ASSIST TF	2240	234,500		234,500
133	ST TRANSPORT (PRIMARY) TF	2540	7,358,186,694	3,943,134,204	11,301,320,898
134	STATE ATTNYS REVENUE TF	2058	53,542,395		53,542,395
135	STATE COURTS REVENUE TF	2057	88,545,373		88,545,373
136	STATE EMPLOYEES DIS INS TF	2671	35,854		35,854
137	STATE EMPHY HEALTH INS TF	2668	71,712,173		71,712,173
138	STATE EMPHY LIFE INS TF	2667	28,199		28,199
139	STATE GAME TRUST FUND	2672	31,762,382		31,762,382
140	STATE HOUSING TF	2255	259,000,000		259,000,000
141	STATE INMATE WELFARE TF	2523	31,841,035		31,841,035
142	STATE OPIOID SETTLEMENT TF	2124	187,366,157		187,366,157
143	STATE PARK TRUST FUND	2675	94,513,603		94,513,603
144	STATE PERSONNEL SYSTEM TF	2678	37,779,597		37,779,597

**Fiscal Year 2023-24 Appropriations by Detail Fund  
Adjusted for Vetoes, Supplementals**

<b>Row</b>	<b>Fund Title</b>	<b>Fund Number</b>	<b>State Dollars</b>	<b>Federal Dollars</b>	<b>Total Dollars</b>
145	STATE RISK MGMT TF	2078	93,815,124		93,815,124
146	STATE SCHOOL TF	2543	441,235,000		441,235,000
147	STUDENT LOAN OPERATING TF	2397		24,847,937	24,847,937
148	SUPERVISION TRUST FUND	2696	75,461,959		75,461,959
149	SURPLUS PROPERTY REVOLV TF	2699	570,893		570,893
150	TEACHER CERT EXAM TF	2727	18,731,840		18,731,840
151	TOBACCO SETTLEMENT TF	2122	404,054,242		404,054,242
152	TOURISM PROMOTIONAL TF	2722	24,729,240		24,729,240
153	TRANSPORT DISADVANTAGED TF	2731	64,380,102		64,380,102
154	TREASURY ADM/INVEST TF	2725	9,254,219		9,254,219
155	TRUST FUNDS	2732	374,741,965	6,601,717	381,343,682
156	TURNPIKE GEN RESERVE TF	2326	2,665,151,409		2,665,151,409
157	TURNPIKE RENEW/REPLACE TF	2324	155,284,874		155,284,874
158	U.S. CONTRIBUTIONS TF	2750		1,829,265,202	1,829,265,202
159	U.S. TRUST FUND	2738		169,404,914	169,404,914
160	UNCLAIMED PROPERTY TF	2007	5,956,445		5,956,445
161	VITICULTURE TRUST FUND	2773	759,580		759,580
162	WASTEWTR/STORMWTR REVOL TF	2661		297,729,479	297,729,479
163	WATER PROTECT/SUSTAIN TF	2603	145,713,228		145,713,228
164	WATER QUALITY ASSURANCE TF	2780	47,395,495		47,395,495
165	WELFARE TRANSITION TF	2401	209,190	401,797,493	402,006,683
166	WIRELESS COMM E911 TF	2344	186,505,287	597	186,505,884
167	WORKERS' COMP ADMIN TF	2795	29,690,878	3,327	29,694,205
168	WORKERS'COMP SPEC DISAB TF	2798	1,383,936		1,383,936
169	WORKING CAPITAL TRUST FUND	2792	27,427,303		27,427,303
170					
171	<b>TOTAL TRUST FUNDS</b>		<b>30,073,033,289</b>	<b>41,302,589,931</b>	<b>71,375,623,220</b>
172					
173	<b>GENERAL REVENUE FUND</b>	1000	47,252,427,412		47,252,427,412
174					
175	<b>GRAND TOTAL</b>		<b>77,325,460,701</b>	<b>41,302,589,931</b>	<b>118,628,050,632</b>

**Fiscal Year 2023-24 Nonrecurring Appropriations  
Adjusted for Vetoes, Supplementals**

Row	Agency / Issue Title	General Revenue	State Trust Funds	Federal Trust Funds
1	<b>ADMINISTRATIVE HEARINGS</b>			
2	ADDITIONAL ADMINISTRATIVE LAW JUDGE POSITIONS		23,410	
3	Total	0	23,410	0
4				
5	<b>ADMINISTERED FUNDS</b>			
6	DEPARTMENT OF CORRECTIONS BONUS PROGRAM FOR TARGETED HIGH VACANCY RATE FACILITIES	19,030,000		
7	DOMESTIC SECURITY		56,739,598	
8	FLORIDA PLANNING, ACCOUNTING, AND LEDGER MANAGEMENT (PALM) READINESS	5,000,000	5,000,000	
9	STATE MATCH FOR FEDERALLY DECLARED DISASTERS	472,538,247		
10	Total	496,568,247	61,739,598	0
11				
12	<b>AGENCY FOR HEALTH CARE ADMINISTRATION</b>			
13	ADDITIONAL FUNDING FOR THE MEDICAID PROGRAM	350,000		350,000
14	ASSESSMENT OF THE FLORIDA MEDICAID MANAGEMENT INFORMATION SYSTEM (FMMIS)	5,000,000		
15	BACKGROUND SCREENING CLEARINGHOUSE		4,098,600	
16	BACKGROUND SCREENINGS CH 2023-220, LOF (SB 676)		4,000,000	
17	CHILDREN'S SPECIAL HEALTH CARE	181,504		458,496
18	ENTERPRISE FINANCIAL ECOSYSTEM MAINTENANCE		770,000	
19	FLORIDA KIDCARE COVERAGE FOR LAWFULLY RESIDING CHILDREN	235,424		564,576
20	FLORIDA MEDICAID MANAGEMENT INFORMATION SYSTEM (FMMIS)	17,859,416	5,953,139	158,799,438
21	HEALTH CARE SERVICES	2,027,482	544,770	3,775,853
22	HOME HEALTH AIDES FOR MEDICALLY FRAGILE CH 2023-183, LOF (HB 391)		118,728	
23	MODERNIZATION OF FLORIDAHEALTHFINDER	750,000		
24	PEDIATRIC CARDIAC TECHNICAL ADVISORY PANEL		20,000	
25	SICKLE CELL DISEASE MEDICATIONS, TREATMENT, AND SCREENING CH 2023-258, LOF (SB 1352)	250,000		
26	STAND-ALONE SPECIALTY CHILDREN'S HOSPITALS	21,999,458		32,293,380
27	STATEWIDE MEDICAID MANAGED CARE PROCUREMENT SUPPORT		1,250,000	1,250,000
28	Total	48,653,284	16,755,237	197,491,743
29				
30	<b>AGENCY FOR PERSONS WITH DISABILITIES</b>			
31	ADULT DAY TRAINING LICENSURE AND MONITORING	18,641		18,641
32	CODE CORRECTIONS	5,095,000		
33	COMPUTER REFRESH	278,314		170,580
34	CONTRACTED SERVICES FOR INCIDENT MANAGEMENT SYSTEM	1,475,000		
35	DUALLY DIAGNOSED PROGRAM	1,678,975		1,678,975
36	FORENSIC SECURITY SCANNERS	552,307		
37	GRANTS AND AIDS - FIXED CAPITAL OUTLAY	29,287,000		
38	ICONNECT SYSTEM	408,744		869,901
39	INFORMATION TECHNOLOGY APPLICATION DEVELOPMENT	866,611		531,149
40	INFORMATION TECHNOLOGY POSITIONS	18,162		11,132
41	MAINTENANCE AND REPAIR	16,055,862		
42	PERSONS WITH DISABILITIES SERVICES	17,440,916		

**Fiscal Year 2023-24 Nonrecurring Appropriations  
Adjusted for Vetoes, Supplementals**

Row	Agency / Issue Title	General Revenue	State Trust Funds	Federal Trust Funds
43	REALIGNMENT BETWEEN APPROPRIATION CATEGORIES - DEVELOPMENTAL DISABILITY CENTERS - ADD	2,806,084		2,928,676
44	REALIGNMENT BETWEEN APPROPRIATION CATEGORIES - DEVELOPMENTAL DISABILITY CENTERS - DEDUCT	-2,806,084		-2,928,676
45	REGIONAL POSITIONS	93,205		93,205
46	REPLACEMENT EQUIPMENT	273,959		398,497
47	REPLACEMENT OF MOTOR VEHICLES - CIVIL	104,673		230,257
48	REPLACEMENT OF MOTOR VEHICLES - FORENSIC	144,302		
49	SUPPORT FACILITIES	4,000,000		
50	Total	77,791,671	0	4,002,337
51				
52	<b>DEPARTMENT OF AGRICULTURE AND CONSUMER SERVICES</b>			
53	ADDITIONAL EQUIPMENT - MOTOR VEHICLES		928,007	
54	ADDITIONAL STAFF - OFFICE OF AGRICULTURAL WATER POLICY		163,142	
55	AGRICULTURAL ENVIRONMENTAL SERVICES - ADDITIONAL STAFF	37,456		
56	AGRICULTURAL PLASTIC RECYCLING MARKET DEVELOPMENT INITIATIVE	1,345,514		
57	AIRCRAFT ACQUISITION		1,400,000	
58	APALACHICOLA BAY DRONE OYSTER SEEDING PROJECT	1,750,000		
59	AQUACULTURE - ADDITIONAL STAFF		172,914	
60	CITRUS CROP DECLINE SUPPLEMENTAL FUNDING	4,000,000		
61	CITRUS HEALTH RESPONSE PROGRAM		2,000,000	4,447,844
62	CITRUS RESEARCH	30,000,000	8,000,000	
63	CODE CORRECTIONS		520,000	
64	CONNER COMPLEX TALLAHASSEE - PLANNING, DESIGN AND ENGINEERING		500,000	
65	DEPARTMENT CLOUD SERVICES	892,508		
66	DISASTER RECOVERY AND RELIEF			178,732
67	EMERGENCY FOOD DISTRIBUTION PROGRAM			27,349,198
68	ENVIRONMENTAL PROJECTS		5,000,000	
69	EXECUTIVE DIRECTION ADDITIONAL STAFF - PROCUREMENT AND AUDITING	18,728		
70	FAIR RIDE INSPECTIONS	791,204	185,064	
71	FARM SHARE PROGRAM	6,500,000		
72	FEEDING FLORIDA	6,500,000		
73	FERTILIZER RATE STUDY	6,200,000		
74	FLORIDA AGRICULTURE PROMOTION CAMPAIGN	2,000,000		
75	FLORIDA PLANNING, ACCOUNTING, AND LEDGER MANAGEMENT (PALM) READINESS	1,467,480		
76	FRESH FLORIDA FOOD PRODUCTS PROGRAM	5,000,000		
77	GRANTS AND AIDS - FIXED CAPITAL OUTLAY	5,200,000		5,104,166
78	GULF COAST SHELLFISH AND HATCHERY RESEARCH GRANTS	500,000		
79	INCREASE CONTRACTED SERVICES - EXECUTIVE DIRECTION	1,000,000		
80	INCREASE OPERATING COSTS		570,000	
81	INFORMATION TECHNOLOGY OPERATIONS	4,281,000		
82	INFORMATION TECHNOLOGY SECURITY ENHANCEMENTS		673,947	
83	MAINTENANCE AND REPAIR	690,000	8,646,786	
84	MOLLUSK SURVEY PROGRAM		238,044	518,307
85	OFF-HIGHWAY VEHICLE SAFETY & RECREATION PROGRAM		1,154,500	



**Fiscal Year 2023-24 Nonrecurring Appropriations  
Adjusted for Vetoes, Supplementals**

Row	Agency / Issue Title	General Revenue	State Trust Funds	Federal Trust Funds
86	OFFICE SPACE	31,000,000		
87	PESTICIDE CERTIFICATION			4,682
88	REPLACEMENT EQUIPMENT		11,485,231	
89	REPLACEMENT EQUIPMENT - BOATS, MOTORS, AND TRAILERS		649,200	
90	REPLACEMENT LAW ENFORCEMENT EQUIPMENT	990,000		
91	REPLACEMENT OF MOTOR VEHICLES	805,050	1,872,555	767,581
92	SPECIAL PURPOSE - FIXED CAPITAL OUTLAY	18,296,195	3,236,880	
93	SUPPORT FOR FOOD BANK	1,427,003		
94	TRANSFER GENERAL REVENUE FUNDING TO AGRICULTURAL EMERGENCY ERADICATION TRUST FUND	13,800,000		
95	TRANSFER POSITION(S) FROM FRUIT AND VEGETABLES TO ADMINISTRATION		14,046	
96	TRANSFER POSITION(S) FROM FRUIT AND VEGETABLES TO AGRICULTURAL ENVIRONMENTAL SERVICES		4,682	
97	TRANSFER POSITION(S) FROM MARKETING TO EXECUTIVE DIRECTION		4,682	
98	Total	144,492,138	47,419,680	38,370,510
99				
100	<b>DEPARTMENT OF BUSINESS AND PROFESSIONAL REGULATION</b>			
101	ADDITIONAL EQUIPMENT - MOTOR VEHICLES		480,000	
102	ADDITIONAL RESOURCES NEEDED DUE TO THE TRANSFER OF THE DIVISION OF PARI-MUTUEL WAGERING TO THE FLORIDA GAMING CONTROL COMMISSION		242,504	
103	CONDOMINIUM AND COOPERATIVE ASSOCIATIONS CH 2023-203, LOF (SB 154)		67,193	
104	CONSTRUCTION AND ENGINEERING SERVICES CONSULTANTS - INSPECTOR TRAINEE PROGRAM	500,000		
105	DATABASE TO MEET THE REQUIREMENTS OF SB 4-D (CH 2022-269, LOF) - FLORIDA DIVISION OF CONDOMINIUMS, TIMESHARES AND MOBILE HOMES		21,560	
106	IMPROVE SUPERVISOR TO STAFF RATIOS IN SOUTH FLORIDA FIELD OFFICES - DIVISION OF FLORIDA CONDOMINIUMS, TIMESHARES AND MOBILE HOMES		9,820	
107	IN-STATE TOURISM MARKETING CAMPAIGN	1,000,000		
108	LAW ENFORCEMENT EQUIPMENT - UTILIZATION OF FORFEITURE FUNDS FROM FEDERAL LAW ENFORCEMENT TRUST FUND			56,710
109	LAW ENFORCEMENT TRAINING - UTILIZATION OF FORFEITURE FUNDS FROM FEDERAL LAW ENFORCEMENT TRUST FUND			108,750
110	LICENSING FEE RELIEF CH 2023-68, LOF (HB 1091)	50,000,000		
111	PUTNAM COUNTY - ANIMAL SHELTER	500,000		
112	RESOURCES NEEDED TO MEET INCREASED DEMAND FOR LICENSING/REGULATION OF PROFESSIONAL BOXING, KICKBOXING, & MMA EVENTS - FL ATHLETIC COMMISSION		9,820	
113	STAFFING FOR INCREASE IN LICENSING ACTIVITIES IN THE DIVISION OF REAL ESTATE		9,820	

**Fiscal Year 2023-24 Nonrecurring Appropriations  
Adjusted for Vetoes, Supplementals**

Row	Agency / Issue Title	General Revenue	State Trust Funds	Federal Trust Funds
114	STAFFING NECESSARY TO MEET STATUTORILY REQUIRED FOOD SERVICE PLAN APPROVALS		24,550	
115	STAFFING TO MEET THE REQUIREMENTS OF SB 4-D (CH 2022-269, LOF) - FLORIDA DIVISION OF CONDOMINIUMS, TIMESHARES AND MOBILE HOMES		26,048	
116	Total	52,000,000	891,315	165,460
117				
118	<b>DEPARTMENT OF CHILDREN AND FAMILIES</b>			
119	ACCESS CALL CENTER PROCESSING SERVICES	2,681,857		1,819,268
120	AUDITING SERVICES FOR SETTLEMENT MONITORING		1,732,230	
121	BIPARTISAN SAFER COMMUNITIES ACT			2,777,427
122	CASH ASSISTANCE ADJUSTMENT - ESTIMATING CONFERENCE ADJUSTMENT			3,210,616
123	CHILD WELFARE SOFTWARE AND ENTERPRISE ARCHITECTURE MODERNIZATION	7,737,181		7,262,819
124	CHILDREN AND FAMILIES SERVICES	80,398,015	13,868,891	
125	COST OF LIVING ADJUSTMENT - MENTAL HEALTH CONTRACTED AGENCIES	372,325		
126	ELECTRONIC HEALTH RECORDS - MENTAL HEALTH TREATMENT FACILITIES	7,701,252		
127	ELECTRONIC HEALTH RECORDS FOR FOSTER CHILDREN	1,000,000		
128	ENHANCED SERVICES FOR HUMAN TRAFFICKING VICTIMS	825,000		
129	EXPAND AND ENHANCE 988 SUICIDE AND CRISIS LIFELINE SERVICES			1,200,000
130	FAMILY NAVIGATION STAFFING	54,250		
131	FLORIDA SYSTEM MODERNIZATION	3,562,100		16,437,900
132	GRANTS AND AIDS - FIXED CAPITAL OUTLAY	83,115,273		
133	GRANTS MANAGEMENT TEAM	1,085		9,765
134	GRANTS TO ENHANCE ADULT PROTECTIVE SERVICES (AMERICAN RESCUE PLAN)			2,000,000
135	GRANTS TO ENHANCE ADULT PROTECTIVE SERVICES INFORMATION TECHNOLOGY (AMERICAN RESCUE PLAN)			10,087,354
136	HEALTHY FAMILIES WORKFORCE STABILIZATION	2,000,000		
137	HOMELESSNESS DATA MANAGEMENT	976,050		
138	IMPLEMENT ANTI-LIGATURE IMPROVEMENTS TO COMPLY WITH FEDERAL REGULATION	3,058,414		
139	INCREASE FEDERAL GRANT AUTHORITY FOR DOMESTIC VIOLENCE PROGRAMS		451,000	1,804,000
140	LEGAL SETTLEMENT FUNDS FOR ABATEMENT OF THE OPIOID EPIDEMIC	11,267,851		
141	LOCAL PREVENTION GRANT PROGRAM	1,000,438		20,632,816
142	MAINTENANCE AND REPAIR	12,392,508		
143	MENTAL HEALTH TREATMENT BED CAPACITY MAINTENANCE	42,941,230		
144	MENTAL HEALTH TREATMENT FACILITY SAFETY FINDINGS	813,377		
145	OPIOID SETTLEMENT - APPLIED RESEARCH		1,000,000	
146	OPIOID SETTLEMENT - BED AVAILABILITY SYSTEM		3,400,000	
147	OPIOID SETTLEMENT - COURT DIVERSION PROGRAM		2,000,000	
148	OPIOID SETTLEMENT - HOSPITAL BRIDGE PROGRAMS		2,000,000	
149	OPIOID SETTLEMENT - NALOXONE		9,750,000	
150	OPIOID SETTLEMENT - NON-QUALIFIED COUNTIES		33,897,266	

**Fiscal Year 2023-24 Nonrecurring Appropriations  
Adjusted for Vetoes, Supplementals**

Row	Agency / Issue Title	General Revenue	State Trust Funds	Federal Trust Funds
151	OPIOID SETTLEMENT - ON-DEMAND MOBILE MEDICATION ASSISTED TREATMENT		4,500,000	
152	OPIOID SETTLEMENT - PEER SUPPORTS AND RECOVERY COMMUNITY ORGANIZATIONS		11,000,000	
153	OPIOID SETTLEMENT - PREVENTION AND MEDIA CAMPAIGNS		25,400,000	
154	OPIOID SETTLEMENT - TREATMENT AND RECOVERY SUPPORT SERVICES		5,000,000	
155	PREVENTION GRANT SERVICES	135,987		4,022,821
156	RAPID UNSHELTERED SURVIVOR HOUSING (RUSH) GRANT			2,266,146
157	REGULAR SERVICES PROGRAM (RSP) GRANT			5,564,527
158	REIMAGINING EDUCATION AND CAREER HELP ACT (REACH)	14,343		
159	SEXUAL EXPLOITATION AND HUMAN TRAFFICKING CH 2023-85, LOF (SB 1690)		388,000	
160	SHERIFF CHILD PROTECTIVE INVESTIGATIONS TRANSITION WITH THE DEPARTMENT	3,000,000		
161	STATE OPIOID RESPONSE GRANT BUDGET AUTHORITY REQUEST			12,169,680
162	SUBSTANCE ABUSE AND MENTAL HEALTH (SAMH) BLOCK GRANT			148,230,094
163	SUPPORT CAREPORTAL INITIATIVES	750,000		
164	TRANSITION HILLSBOROUGH COUNTY LOCAL LICENSING CHILD CARE PROGRAM TO THE DEPARTMENT OF CHILDREN AND FAMILIES	108,500		
165	Total	265,907,036	114,387,387	239,495,233
166				
167	<b>DEPARTMENT OF CITRUS</b>			
168	CITRUS RECOVERY PROGRAM	2,000,000		
169	INCREASED ADVERTISING PROMOTIONAL CAMPAIGNS	5,000,000		
170	NEW VARIETIES DEVELOPMENT	1,000,000		
171	Total	8,000,000	0	0
172				
173	<b>DEPARTMENT OF COMMERCE</b>			
174	BROADBAND - DIGITAL CAPACITY GRANT PROGRAM			12,960,000
175	BROADBAND EQUITY, ACCESS, AND DEPLOYMENT (BEAD) PROGRAMMATIC FUNDING			100,000,000
176	BUSINESS INITIATIVE PROJECTS	5,450,000		
177	CAREERSOURCE ANALYSIS ON BENEFIT CLIFFS POLICY OPTIONS		1,000,000	
178	CONTINUE FUNDING TO SUPPORT THE FLORIDA DEFENSE SUPPORT TASK FORCE		1,000,000	
179	ECONOMIC DEVELOPMENT TOOLS	17,650,000	7,350,000	
180	ECONOMIC PROGRAMS CH 2023-173, LOF (HB 5)		1,000,000	
181	ESTABLISH ADDITIONAL OPERATING BUDGET AUTHORITY FOR COMMUNITY DEVELOPMENT BLOCK GRANT DISASTER RECOVERY (CDBG-DR) PROGRAM			362,600,000
182	FLORIDA JOB GROWTH GRANT FUNDING	75,000,000		
183	FLORIDA SPORTS FOUNDATION - ADDITIONAL FUNDING		1,323,750	
184	GRANTS AND AIDS - FIXED CAPITAL OUTLAY	114,334,679	2,000,000	
185	GRANTS AND AIDS - MILITARY BASE PROTECTION		200,000	
186	HOUSING AND COMMUNITY DEVELOPMENT PROJECTS	9,611,727		
187	HOUSING CH 2023-17, LOF (SB 102)	100,000,000	361,000,000	

**Fiscal Year 2023-24 Nonrecurring Appropriations  
Adjusted for Vetoes, Supplementals**

Row	Agency / Issue Title	General Revenue	State Trust Funds	Federal Trust Funds
188	LAW ENFORCEMENT RECRUITMENT BONUS PROGRAM	20,000,000		
189	LOW-INCOME HOUSEHOLD WATER ASSISTANCE PROGRAM (LIHWAP) - INCREASE AUTHORITY TO MATCH FEDERAL GRANT AWARD			37,500,000
190	MAINTENANCE AND REPAIR			1,020,000
191	NATURAL EMERGENCIES 2023 CH 2023-304, LOF (SB 250)	50,000,000	50,000,000	
192	NON-CUSTODIAL PARENT EMPLOYMENT PROGRAM	500,000		
193	READY TO WORK	2,000,000		
194	REEMPLOYMENT ASSISTANCE CONTINUING OPERATIONS	16,066,221		4,202,213
195	SPACE FLORIDA - FINANCING PROGRAM FOR AEROSPACE INDUSTRY	8,500,000		
196	STATE SMALL BUSINESS CREDIT INITIATIVE			170,915,431
197	VISIT FLORIDA		50,000,000	
198	WEATHERIZATION ASSISTANCE FUNDING (WAP) - INCREASE AUTHORITY TO MATCH SUPPLEMENTAL FEDERAL GRANT FUNDING			21,890,256
199	WORKFORCE PROJECTS	7,564,720		
200	Total	426,677,347	474,873,750	711,087,900
201				
202	<b>DEPARTMENT OF CORRECTIONS</b>			
203	BEHAVIORAL RISK MANAGEMENT TEAM	54,250		
204	CERTIFIED OFFICERS PUBLIC SAFETY INITIATIVE	2,633,776		
205	CORRECTIONAL OFFICER ACADEMY MODERNIZATION AND SUPPORT	1,006,850		
206	CRITICAL SECURITY EQUIPMENT	7,448,350		
207	DESKTOP LIFE CYCLE MANAGEMENT	1,000,000		
208	EDUCATION PROGRAM EXPANSION	1,436,505	5,614,580	
209	ENHANCED OFFENDER REHABILITATION PROGRAM		2,478,466	
210	FOOD SERVICE CONTRACT	8,900,000		
211	HOME BUILDERS INSTITUTE (HBI) - BUILDING CAREERS FOR RETURNING CITIZENS	900,000		
212	HORIZON COMMUNITIES	500,000		
213	INFLATIONARY ADJUSTMENTS FOR OPERATIONS	3,000,000		
214	INFORMATION TECHNOLOGY INFRASTRUCTURE IMPROVEMENTS	200,000		
215	INFORMATION TECHNOLOGY SERVICES PROVIDED TO THE FLORIDA COMMISSION ON OFFENDER REVIEW		98,000	
216	LAND PURCHASE	110,000		
217	MAINTENANCE AND REPAIR		2,500,000	
218	OFFICER STATION NETWORK CONNECTIVITY	3,094,500		
219	OPERATION NEW HOPE'S READY4WORK RE-ENTRY	7,000,000		
220	PHONE CALL SAVINGS PILOT FOR INMATES' FAMILIES		1,000,000	
221	PRIVATE PRISON OPERATIONS	8,500,000		
222	RE-ENTRY ALLIANCE PENSACOLA (REAP) - ESCAMBIA COUNTY RE-ENTRY	500,000		
223	RE-ENTRY ALLIANCE PENSACOLA (REAP) - SANTA ROSA RE-ENTRY	150,000		
224	READY4WORK RE-ENTRY+	925,000		
225	REIMAGINED RESOURCES FOR RE-ENTRY	1,000,000		
226	REPLACEMENT OF MOTOR VEHICLES	3,316,360		

**Fiscal Year 2023-24 Nonrecurring Appropriations  
Adjusted for Vetoes, Supplementals**

Row	Agency / Issue Title	General Revenue	State Trust Funds	Federal Trust Funds
227	RESTORE REENTRY PROGRAM	500,000		
228	SEARCH AND ANALYTICS TECHNOLOGY TO ENHANCE PUBLIC SAFETY	2,500,000		
229	STATEWIDE RECRUITMENT STAFFING	65,100		
230	SUPPORT FACILITIES	3,500,000	3,000,000	
231	THE RED TENT WOMEN'S INITIATIVE, INC.	95,000		
232	WESTCARE FLORIDA GULFCOAST	540,000		
233	Total	58,875,691	14,691,046	0
234				
235	<b>DEPARTMENT OF EDUCATION</b>			
236	ADDITIONAL STAFF RESOURCES	307,000		
237	ADULT GENERAL EDUCATION PERFORMANCE-BASED INCENTIVES PROGRAMS	5,000,000		
238	AMERICAN RESCUE PLAN CHILD CARE AND DEVELOPMENT BLOCK GRANT - DISCRETIONARY GRANT PROGRAM - SECTION 53			315,000,000
239	BLEEDING CONTROL KITS	250,000		
240	BLIND SERVICES PROJECTS	1,850,000		
241	CIVICS LITERACY CAPTAINS AND COACHES	3,500,000		
242	COLLEGE SYSTEM PROJECTS	11,946,740		
243	DEVELOPMENT OF NEW ADVANCED COURSE ASSESSMENTS	1,000,000		
244	DEVELOPMENT OF NEW ADVANCED COURSES	1,795,600		
245	DISTRICT TOOLS	3,000,000		
246	DISTRICT WORKFORCE PROJECTS	1,039,045		
247	DUAL ENROLLMENT TEACHER SCHOLARSHIP PROGRAM	3,500,000		
248	EARLY CHILDHOOD MUSIC EDUCATION - WORKLOAD	10,000,000		
249	EARLY LEARNING MATCH PROGRAM			30,000,000
250	EARLY LITERACY MICRO-CREDENTIAL			30,000,000
251	EDUCATION CAPITAL PROJECTS	154,874,635	976,539,109	
252	EDUCATION CH 2023-39, LOF (HB 1537)	6,800,000		
253	EDUCATION CH 2023-81, LOF (SB 240)	100,000,000		
254	EDUCATIONAL ENROLLMENT STABILIZATION PROGRAM - CH 2023-245, LOF, SECTION 54	350,000,000		
255	EDUCATOR CERTIFICATION - ADDITIONAL WORKLOAD		59,675	
256	EMERGENCY RESPONSE MAPPING DATA CH 2023-99, LOF (HB 301)	14,000,000		
257	EXCEPTIONAL EDUCATION APPROPRIATIONS PROJECTS	3,605,000		
258	FLORIDA CHANNEL YEAR ROUND COVERAGE	430,000		
259	FLORIDA POSTSECONDARY ACADEMIC LIBRARY NETWORK - EDUCATION MEETS OPPORTUNITY PLATFORM (EMOP)	75,000		
260	FLORIDA POSTSECONDARY ACADEMIC LIBRARY NETWORK - REVERSE TRANSFER PORTAL	100,000		
261	FLORIDA SAFE SCHOOLS CANINE PROGRAM	4,000,000		
262	FLORIDA SCHOOL FOR COMPETITIVE ACADEMICS	700,000		
263	FUND SHIFT FROM GENERAL REVENUE TO EDUCATIONAL ENHANCEMENT TRUST FUND	-562,243,737	562,243,737	
264	FUND SHIFT FROM GENERAL REVENUE TO STATE SCHOOL TRUST FUND	-207,035,000	207,035,000	
265	INCREASE IN ADULT BASIC EDUCATION			10,000,000
266	INTERNATIONAL BACCALAUREATE (IB) BONUS PROGRAM	250,000		

**Fiscal Year 2023-24 Nonrecurring Appropriations  
Adjusted for Vetoes, Supplementals**

Row	Agency / Issue Title	General Revenue	State Trust Funds	Federal Trust Funds
267	MAINTENANCE AND REPAIR		213,453,885	
268	MENTORING OR STUDENT ASSISTANCE INITIATIVES APPROPRIATIONS PROJECTS	4,783,000		
269	MICRO-CREDENTIALS INCENTIVES	13,819,429		
270	PARTNERSHIP FOR SCHOOL READINESS APPROPRIATIONS PROJECTS	1,593,000		5,191,043
271	PATHWAYS TO CAREER OPPORTUNITIES GRANT PROGRAM	5,000,000		
272	PAY DIFFERENTIAL PROGRAM			40,000,000
273	PENSACOLA STATE COLLEGE - OPERATIONAL SUPPORT	9,450,000		
274	PRIVATE COLLEGE AND UNIVERSITY NURSING EDUCATION GRANT PROGRAM	5,000,000		
275	PRIVATE COLLEGES AND UNIVERSITIES PROJECTS	15,006,260		
276	PUBLIC SAFETY CH 2023-18, LOF (HB 543)	8,570,525		
277	RECRUITMENT OF HEROES BONUS	10,000,000		
278	REGIONAL LITERACY TEAMS	2,400,492		
279	RESTORE NONRECURRING - ACT AND SAT EXAM ADMINISTRATION	8,000,000		
280	RESTORE NONRECURRING EARLY LEARNING COALITION CUSTOMER SERVICE SATISFACTION SURVEY			300,000
281	RESTORE NONRECURRING GRANTS AND AIDS FEDERAL GRANTS AND AIDS			286,197,858
282	SCHOOL AND INSTRUCTIONAL ENHANCEMENTS APPROPRIATIONS PROJECTS	33,163,911		
283	SCHOOL CHOICE ONLINE PORTAL	3,000,000		
284	SCHOOL CHOICE WEB APPLICATIONS AND DATABASE UPDATE	2,045,500		
285	SCHOOL READINESS GOLD SEAL DIFFERENTIALS			70,000,000
286	SCHOOL READINESS PROGRAMS			77,470,014
287	SCHOOL READINESS SPECIAL NEEDS DIFFERENTIALS			5,000,000
288	SCIENCE OF READING LITERACY AND TUTORING PROGRAM	16,000,000		
289	SOUTH FLORIDA STATE COLLEGE - OPERATIONAL SUPPORT	3,000,000		
290	ST JOHNS RIVER STATE COLLEGE - OPERATIONAL SUPPORT	3,000,000		
291	STRATEGIC STATEWIDE INITIATIVES APPROPRIATIONS PROJECTS	13,723,893		
292	STUDENT FINANCIAL AID			85,548
293	STUDENT OUTCOMES CH 2023-108, LOF (HB 7039)	158,000,000		
294	STUDENT SUCCESS IN CAREER AND TECHNICAL EDUCATION (CTE) INCENTIVE FUNDS	2,500,000		
295	SUPPLEMENTAL APPROPRIATIONS CH 2023-18, LOF (HB 543) - SCHOOL HARDENING GRANTS	42,000,000		
296	TEACHER APPRENTICESHIP PROGRAM AND MENTOR BONUS	4,000,000		
297	TECHNOLOGY SECURITY SERVICES	3,206,580		
298	TRANSPORTATION GRANT PROGRAM	5,000,000		
299	VOCATIONAL REHABILITATION PROJECTS	4,511,685		
300	VOLUNTARY PREKINDERGARTEN CLASS ASSESSMENTS	2,095,525		2,847,075
301	Total	287,614,083	1,959,331,406	872,091,538
302				
303	<b>DEPARTMENT OF ELDER AFFAIRS</b>			
304	AGENCY WEBSITE MODERNIZATION	4,492		
305	COVID-19 PUBLIC ASSISTANCE			50,691,991

**Fiscal Year 2023-24 Nonrecurring Appropriations  
Adjusted for Vetoes, Supplementals**

Row	Agency / Issue Title	General Revenue	State Trust Funds	Federal Trust Funds
306	ECIRTS PROJECT INDEPENDENT VERIFICATION AND VALIDATION SERVICES	125,000		125,000
307	ELDER SERVICES	11,026,581		
308	ENTERPRISE CLIENT INFORMATION AND REGISTRATION TRACKING SYSTEM (ECIRTS) PROJECT	1,068,803	1,043,364	1,101,896
309	FLORIDA ALZHEIMER'S CENTER OF EXCELLENCE (FACE) (COVID)			357,588
310	GRANTS AND AIDS - FIXED CAPITAL OUTLAY	1,965,000		
311	HOPE - A PATHWAY TO PURPOSE	17,968		
312	INFORMATION SECURITY MANAGER	4,492		
313	IT PROJECT MANAGER	75,000		75,000
314	LONG TERM CARE OMBUDSMAN PROGRAM TITLE VII GRANT			1,379,364
315	NETWORK INFRASTRUCTURE UPGRADE AND MANAGED SERVICES	517,600		
316	OFFICE OF PUBLIC & PROFESSIONAL GUARDIANS STAFF FOR MONITORING PRIVATE PROFESSIONAL GUARDIANS	8,984		
317	OLDER AMERICAN ACT ADDITIONAL BUDGET AUTHORITY			34,063,671
318	SENIOR DATABASE ANALYST	126,207		
319	Total	14,940,127	1,043,364	87,794,510
320				
321	<b>DEPARTMENT OF ENVIRONMENTAL PROTECTION</b>			
322	BELLEAIR: BLUFF RESTORATION AND EROSION ABATEMENT	200,000		
323	BROOKSVILLE REPLACEMENT STREET SWEEPER	150,000		
324	ENVIRONMENTAL PROJECTS	1,002,856,402	1,013,402,757	694,872,902
325	FLORIDA'S CORAL REEF RESTORATION AND RECOVERY INITIATIVE	249,046		
326	GRANTS AND AIDS - FIXED CAPITAL OUTLAY	45,099,593	11,233,087	19,685,161
327	INCREASE BEACH MANAGEMENT STAFF		26,630	
328	INCREASE GRANTS AND AIDS - LOCAL HAZARDOUS WASTE COLLECTION - WASTE MANAGEMENT		200,000	
329	INCREASE OPERATIONAL FUNDS FOR SUWANNEE RIVER WATER MANAGEMENT DISTRICT		2,000,000	
330	INCREASE OPERATIONAL FUNDS FOR WATER MANAGEMENT DISTRICTS		4,000,000	
331	INCREASE STAFF - RECREATION AND PARKS		10,806	
332	INCREASE STAFF - STATE LANDS		21,304	
333	INCREASE STAFF - WATER POLICY AND ECOSYSTEMS RESTORATION		15,978	
334	INCREASE STAFF IN REGULATORY PROGRAMS FOR PERMITTING		10,652	
335	INCREASED WORKLOAD - WATER RESOURCE MANAGEMENT		15,978	
336	INCREASED WORKLOAD FOR LEE COUNTY PUBLIC WATER SYSTEM SUPERVISION PROGRAM - REGULATORY DISTRICT OFFICES		100,956	
337	INCREASED WORKLOAD IN AQUATIC PRESERVE PROGRAM - COASTAL AND AQUATIC MANAGED AREAS		450,000	
338	KEEP FLORIDA BEAUTIFUL		800,000	
339	LAND ACQUISITION	8,500,000	17,500,000	
340	LOGGERHEAD MARINELIFE CENTER IMPROVING WATER QUALITY & COASTLINE CLEANLINESS IN PALM BEACH COUNTY	250,000		
341	MAINTENANCE AND REPAIR	0	39,589,000	1,186,809
342	MONROE COUNTY REEF PROTECTION	650,000		

**Fiscal Year 2023-24 Nonrecurring Appropriations  
Adjusted for Vetoes, Supplementals**

Row	Agency / Issue Title	General Revenue	State Trust Funds	Federal Trust Funds
343	OCEANOGRAPHIC RESEARCH AND CONSERVATION ASSOCIATION (ORCA) KILROY MONITORING	1,000,000		
344	PERMIT LIFECYCLE UNIFIED MANAGEMENT SYSTEM (PLUMS) - REGULATORY PROGRAMS		3,452,630	
345	PROJECT MANAGEMENT TECHNOLOGY REFRESH - PARKS		600,000	
346	REPLACEMENT OF MOTOR VEHICLES		3,505,000	37,000
347	REPLACEMENT OF VESSELS		256,000	
348	WATER QUALITY IMPROVEMENTS	12,800,000		
349	Total	1,071,755,041	1,097,190,778	715,781,872
350				
351	<b>DEPARTMENT OF FINANCIAL SERVICES</b>			
352	ADDITIONAL EXPENSES APPROPRIATIONS FOR DIVISION OF REHABILITATION AND LIQUIDATION		23,410	
353	ADDITIONAL FUNDING FOR THE MY SAFE FLORIDA HOME PROGRAM	100,000,000		
354	ADDITIONAL POSITION FOR CONSUMER ADVOCATE		4,682	
355	ADDITIONAL STAFF FOR OFFICE OF FISCAL INTEGRITY		9,364	
356	COMMUNITY RISK REDUCTION PROGRAM COORDINATOR		4,682	
357	COMPUTER ENHANCEMENTS FOR LAW ENFORCEMENT PERSONNEL		252,000	
358	COVERAGE PLAN FOR MAINTAINING FLAIR		233,747	
359	CUSTOMER RELATIONSHIP MANAGEMENT SOFTWARE STRATEGY		5,197,840	
360	DEPARTMENTAL INFORMATION TECHNOLOGY STUDIES		750,000	
361	DIVISION OF INSURANCE FRAUD - ADDITIONAL RESOURCES FOR TARGETED INVESTIGATION OF CRIMINAL ACTIVITY		515,081	
362	DIVISION OF REHABILITATION AND LIQUIDATION CLAIMS SYSTEM		250,000	
363	DIVISION OF RISK MANAGEMENT INCREASE FOR MEDICAL CASE MANAGEMENT		700,000	
364	EDUCATION CH 2023-81, LOF (SB 240) - REIMBURSEMENT FOR WORKERS' COMPENSATION INSURANCE PREMIUMS	2,000,000		
365	FIRE AND ARSON EQUIPMENT - RAMAN DETECTORS		101,945	
366	FLAIR REPLACEMENT		43,678,408	
367	FLORIDA PLANNING, ACCOUNTING, AND LEDGER MANAGEMENT (PALM) READINESS		3,030,030	
368	FLORIDA STATE FIRE COLLEGE IMPROVEMENTS		1,887,753	
369	GRANTS AND AIDS - FIXED CAPITAL OUTLAY	43,810,500	6,727,420	
370	GRANTS AND AIDS LOCAL GOVERNMENT FIRE SERVICES	13,230,737	5,624,500	
371	INSURANCE FRAUD - FINANCIAL CRIMES, LEADERSHIP, AND BEST PRACTICES TRAINING FOR LAW ENFORCEMENT PERSONNEL		290,050	
372	INSURER ACCOUNTABILITY CH 2023-172, LOF (SB 7052)		718,553	
373	MAINTENANCE AND REPAIR		864,646	
374	MY SAFE FLORIDA HOME PROGRAM ADMINISTRATION	2,065,000		
375	PLANNING, ACCOUNTING, AND LEDGER MANAGEMENT CONTRACT CONTINGENCY		1,500,000	
376	PLANNING, ACCOUNTING, AND LEDGER MANAGEMENT QUALITY ASSURANCE TESTING RESOURCES		762,000	



**Fiscal Year 2023-24 Nonrecurring Appropriations  
Adjusted for Vetoes, Supplementals**

Row	Agency / Issue Title	General Revenue	State Trust Funds	Federal Trust Funds
377	PLANNING, ACCOUNTING, AND LEDGER MANAGEMENT TICKET TRACKING AND MANAGEMENT		2,000,000	
378	PRESCRIPTION DRUGS CH 2023-29, LOF (SB 1550)		146,820	
379	PROPERTY INSURANCE FOR WIND AND FLOOD CH 2023-175 (HB 799)		750,000	
380	PURCHASE OF FIRE PREVENTION CODE BOOKS		44,275	
381	REPLACE CONTINUING EDUCATION SYSTEM		2,516,024	
382	REPLACEMENT OF FIRE AND ARSON EQUIPMENT - NIGHT VISION GOGGLES		131,236	
383	REPLACEMENT OF FIRE AND ARSON EQUIPMENT - RESPIRATORY PROTECTION		290,925	
384	REPLACEMENT OF FIRE AND ARSON EQUIPMENT - ROBOTIC PLATFORMS		360,000	
385	REPLACEMENT OF MOBILE SUSTAINMENT VEHICLE		570,000	
386	REPLACEMENT OF SAFETY EQUIPMENT - BOMB SQUADS		184,000	
387	RESIDENTIAL WIND LOSS MITIGATION		250,000	
388	RISK MANAGEMENT INSURANCE MANAGEMENT SYSTEM RE-PROCUREMENT		186,205	
389	SERVICE OF PROCESS ANALYTICS		900,000	
390	TRANSFER TO UNIVERSITY OF MIAMI - SYLVESTER COMPREHENSIVE CANCER CENTER - FLORIDA FIREFIGHTER CANCER RESEARCH	2,000,000		
391	WIRELESS ACCESS NETWORK EQUIPMENT REPLACEMENT		430,000	
392	Total	163,106,237	81,885,596	0
393				
394	<b>FISH AND WILDLIFE CONSERVATION COMMISSION</b>			
395	ACQUISITION OF HEAVY DUTY MOTOR VEHICLES AND EQUIPMENT		1,625,000	
396	BOAT RAMP MAINTENANCE FIELD CREW		355,624	146,606
397	CENTRAL FLORIDA ZOO & BOTANICAL GARDENS SECURITY ENHANCEMENT PROJECT	185,000		
398	EAST LAKE TOHO EELGRASS RESTORATION	2,665,600		
399	ENHANCED PROTECTIONS FOR FLORIDA'S SEA TURTLES		65,375	
400	ENVIRONMENTAL PROJECTS	1,860,000		
401	FEDERAL ENDANGERED SPECIES - SECTION 6 PROJECTS			300,000
402	FINAL NATURAL RESOURCE DAMAGE RESTORATION - DEEPWATER HORIZON OIL SPILL		2,449,349	
403	FUEL COST INCREASE ADJUSTMENT		2,000,000	
404	GOPHER TORTOISE RECIPIENT SITE CAPACITY		622,046	
405	GRANTS AND AIDS - FIXED CAPITAL OUTLAY	14,000,000	2,299,601	5,300,000
406	HURRICANE IRMA MARINE DEBRIS REMOVAL			462,500
407	HURRICANE IRMA MARINE FISHERIES DISASTER RECOVERY			2,162,289
408	IMPROVED LAW ENFORCEMENT SAFETY EQUIPMENT - PERSONAL FLOTATION DEVICES		595,000	
409	INCREASE STAFFING FOR ADDITIONAL LAW ENFORCEMENT INVESTIGATORS	183,156		
410	INCREASE UPLAND INVASIVE PLANT CONTROL MEASURES TO PROTECT CRITICAL HABITAT		2,500,000	
411	LAND ACQUISITION	3,000,000		1,263,400
412	LAW ENFORCEMENT DIVE TEAM SUPPORT	445,600		

**Fiscal Year 2023-24 Nonrecurring Appropriations  
Adjusted for Vetoes, Supplementals**

Row	Agency / Issue Title	General Revenue	State Trust Funds	Federal Trust Funds
413	LAW ENFORCEMENT ENHANCED AVIATION SUPPORT	4,800,000		
414	LAW ENFORCEMENT ENHANCED PATROL AND SUPPORT	1,669,440		
415	LOGGERHEAD MARINELIFE CENTER	250,000		
416	MAINTENANCE AND REPAIR	1,750,000		
417	MANATEE POPULATION ASSESSMENT AND MANAGEMENT ENHANCEMENTS	19,408		
418	MOTE MARINE CRITICAL MARINE HABITAT RESTORATION	1,000,000		
419	NATIONAL DEER ASSOCIATION SOUTHEASTERN DEER PARTNERSHIP CONSERVATION AWARENESS CAMPAIGN	200,000		
420	NATIONAL FISH AND WILDLIFE FOUNDATION PROJECTS - DEEPWATER HORIZON OIL SPILL		1,246,042	
421	NEW EQUIPMENT FOR GRANT SUPPORT		8,500	533,000
422	NONNATIVE FISH AND WILDLIFE ERADICATION AND CONTROL		224,600	
423	PYTHON POPULATION CONTROL AND ASSESSMENT		250,000	
424	REPLACEMENT EQUIPMENT - BOATS, MOTORS, AND TRAILERS	2,000,000	875,481	164,519
425	REPLACEMENT EQUIPMENT - HEAVY DUTY MOTOR VEHICLES		2,840,000	
426	REPLACEMENT OF MOTOR VEHICLES		2,107,439	75,985
427	REPLACEMENT OF PATROL VEHICLES		5,500,000	
428	RESTORATION AND ENHANCEMENT OF LAKES RIVERS SPRINGS AND ESTUARINE HABITATS PROJECTS		3,000,000	
429	SPECIAL PURPOSE - FIXED CAPITAL OUTLAY	10,000,000	21,160,850	
430	SUPPORT FACILITIES	1,210,000		
431	WILDLIFE HABITAT RESTORATION PROJECTS			3,000,000
432	WILDLIFE MANAGEMENT AREA ADDITIONS		318,364	
433	ZOOTAMPA MANATEE HOSPITAL	100,000		
434	Total	45,338,204	50,043,271	13,408,299
435				
436	<b>FLORIDA COMMISSION ON OFFENDER REVIEW</b>			
437	ADMINISTRATION POSITIONS	16,809		
438	INCREASE NUMBER OF CASES FOR SUBMISSION TO THE CLEMENCY BOARD	78,010		
439	INFORMATION TECHNOLOGY (IT) SERVICES PROVIDED BY DEPARTMENT OF CORRECTIONS	98,000		
440	Total	192,819	0	0
441				
442	<b>FLORIDA GAMING CONTROL COMMISSION</b>			
443	ADDITIONAL EQUIPMENT		96,050	
444	ADDITIONAL EQUIPMENT - MOTOR VEHICLES		25,715	
445	ADDITIONAL POSITION FOR INFORMATION TECHNOLOGY - SECURITY OFFICER		5,470	
446	INCREASE STAFF FOR EXECUTIVE DIRECTOR SUPPORT		10,940	
447	INFORMATION TECHNOLOGY INFRASTRUCTURE REPLACEMENT		163,500	
448	Total	0	301,675	0
449				
450	<b>EXECUTIVE OFFICE OF THE GOVERNOR</b>			
451	DISASTER RECOVERY PREPAREDNESS AND PROTECTIVE MEASURES	4,806,000		
452	ENTERPRISE BUSINESS SOLUTION	3,000,000		
453	EXPANSION OF THE REGIONAL COORDINATION TEAM	450,721		
454	FEDERAL AID TRACKING SYSTEM	5,000,000		

**Fiscal Year 2023-24 Nonrecurring Appropriations  
Adjusted for Vetoes, Supplementals**

Row	Agency / Issue Title	General Revenue	State Trust Funds	Federal Trust Funds
455	GRANTS AND AIDS - FIXED CAPITAL OUTLAY	80,444,731		
456	HURRICANES IAN AND NICOLE RECOVERY GRANT PROGRAM	350,000,000		
457	IMMIGRATION CH 2023-40, LOF (SB 1718)	12,000,000		
458	LITIGATION EXPENSES	6,000,000		
459	NATURAL EMERGENCIES 2023 CH 2023-304, LOF (SB 250)	1,000,000		10,000,000
460	OPEN FEDERALLY DECLARED DISASTERS - FUNDING TO COMMUNITIES		331,328,044	1,785,207,688
461	OPEN FEDERALLY DECLARED DISASTERS - STATE OPERATIONS		141,210,203	43,069,250
462	RECOVERY RISK/AUDIT COMPLIANCE POSITIONS	23,410		
463	SARGASSUM CLEAN-UP	5,000,000		
464	STATEWIDE EMERGENCY ALERT AND NOTIFICATION SYSTEM	3,500,000		
465	SUPPORT FOR THE OFFICE OF POLICY AND BUDGET	4,238,214		
466	TECHNOLOGY SUSTAINMENT NEEDS	3,850,000		
467	WAREHOUSING SPACE NEEDS FOR COMMODITY STORAGE AND OPERATIONS	2,245,873		
468	Total	481,558,949	472,538,247	1,838,276,938
469				
470	<b>DEPARTMENT OF HEALTH</b>			
471	ADDRESSING HEALTH DISPARITIES FOR HIGH-RISK AND UNDERSERVED POPULATIONS			23,916,769
472	CANCER RESEARCH COMPREHENSIVE PLAN	500,000		
473	CHILDREN'S MEDICAL SERVICES - EARLY STEPS ADMINISTRATIVE SYSTEM			3,298,104
474	EARLY STEPS PROGRAM QUALITY IMPROVEMENT AND ENHANCEMENT			7,513,303
475	EXPANSION OF MATERNAL HEALTH IMPROVEMENT THROUGH COORDINATED TELEHEALTH	33,524		
476	FAMILY VIOLENCE PREVENTION AND SERVICES / RAPE CRISIS SERVICES AND SUPPORTS			2,930,523
477	FUND SHIFT BUREAU OF PUBLIC HEALTH LABORATORIES	6,100,000	-6,084,896	-15,104
478	GRANTS AND AIDS - FIXED CAPITAL OUTLAY	46,195,061		
479	HEALTH SERVICES	66,282,583		
480	LOCAL HEALTH PLANNING COUNCIL INCREASE		733,104	
481	MILITARY CORPSMEN AND MEDICS OF FLORIDA PROGRAM CH 2023-161, LOF (HB 139)		19,356	
482	MOTOR VEHICLE REPLACEMENT - MEDICAL QUALITY ASSURANCE INVESTIGATIVE SERVICES UNIT		104,156	
483	MQA CUSTOM BOARD MEETING AGENDA SOFTWARE		730,011	
484	SCHOOL-BASED DENTAL HEALTH	682,425	682,425	
485	SICKLE CELL DISEASE MEDICATIONS, TREATMENT, AND SCREENING CH 2023-258, LOF (SB 1352)	21,355		
486	WOMEN, INFANT AND CHILDREN (WIC) PROGRAM			8,858
487	WORKLOAD - ADDITIONAL STAFFING FOR OFFICE OF INFORMATION TECHNOLOGY	19,356		
488	WORKLOAD - OFFICE OF MEDICAL MARIJUANA USE (OMMU)		800,009	
489	Total	119,834,304	-3,015,835	37,652,453
490				
491	<b>DEPARTMENT OF HIGHWAY SAFETY AND MOTOR VEHICLES</b>			
492	ADDITIONAL TROOPER EQUIPMENT FOR THE FLORIDA HIGHWAY PATROL		1,300,300	

**Fiscal Year 2023-24 Nonrecurring Appropriations  
Adjusted for Vetoes, Supplementals**

Row	Agency / Issue Title	General Revenue	State Trust Funds	Federal Trust Funds
493	AIRCRAFT REPLACEMENT PURCHASE		6,750,000	
494	HIGHWAY SAFETY NONRECURRING COMPENSATION AID - SECTION 206		10,000,000	
495	INCREASE OF COMPUTER AIDED DISPATCH AND RECORDS MANAGEMENT SYSTEMS FLORIDA HIGHWAY PATROL		1,150,000	
496	INCREASED COMMUNICATIONS CIRCUIT COSTS		587,000	
497	INCREASED OPERATING COSTS FOR ISSUANCE AND COMPLIANCE		60,866	
498	MAINTENANCE AND REPAIR		18,178,286	
499	MOTORIST MODERNIZATION PHASE II		9,993,740	
500	PROCUREMENT FOR CREDENTIALING EQUIPMENT AND MAINTENANCE		3,482,445	
501	PROVIDE FUNDING FOR INCREASE IN FUEL COSTS		2,000,000	
502	PROVIDE FUNDING FOR INCREASE IN VEHICLE REPAIR COSTS		500,000	
503	PROVIDE FUNDING FOR INCREASED MAILROOM SERVICES EXPENSES		800,000	
504	TELECOMMUNICATION SYSTEM		439,810	
505	Total	0	55,242,447	0
506				
507	<b>JUSTICE ADMINISTRATION</b>			
508	ADDITIONAL COLLATERAL CASELOAD RESOURCES REQUEST	5,648		
509	ADDITIONAL EQUIPMENT		50,000	
510	ADDITIONAL EQUIPMENT - MOTOR VEHICLES		341,305	
511	EARLY CASE RESOLUTION DIVISION	36,607		
512	IMPLEMENTATION OF DOMESTIC VIOLENCE UNIT	13,851		
513	INCREASED STATE ATTORNEY FORFEITURE AND INVESTIGATIVE SUPPORT TRUST FUND (FIST)		19,346	
514	INFORMATION TECHNOLOGY CRITICAL NEEDS	90,380	146,875	
515	INFORMATION TECHNOLOGY DEVELOPMENT FOR VICTIMS' RIGHTS COMPLIANCE	110,940		
516	INFORMATION TECHNOLOGY INFRASTRUCTURE REPLACEMENT	426,561		
517	PUBLIC RECORDS REQUEST WORKLOAD	9,952		
518	REPLACEMENT EQUIPMENT		300,000	
519	REPLACEMENT OF MOTOR VEHICLES		2,768,797	
520	STAFFING ADJUSTMENTS FOR WORKLOAD AND INCREASED JUDGESHIPS	27,353		
521	STATE ATTORNEY WORKLOAD	20,602		
522	STRATEGIC PLANNING AND PERFORMANCE IMPROVEMENT UNIT	3,101		
523	VICTIM NOTIFICATION PILOT PROGRAM	70,000		
524	Total	814,995	3,626,323	0
525				
526	<b>DEPARTMENT OF JUVENILE JUSTICE</b>			
527	AMIKIDS FAMILY CENTRIC	1,060,000		
528	AMIKIDS PREVENTION PROGRAMS	700,000		
529	BOYS AND GIRLS CLUB	5,108,000		
530	EXPAND CHILDREN IN NEED OF SERVICES AND FAMILIES IN NEED OF SERVICES	700,000		
531	GIRL MATTERS - CONTINUITY OF CARE MODEL	450,000		
532	GRANTS AND AIDS - FIXED CAPITAL OUTLAY	2,523,350		

**Fiscal Year 2023-24 Nonrecurring Appropriations  
Adjusted for Vetoes, Supplementals**

Row	Agency / Issue Title	General Revenue	State Trust Funds	Federal Trust Funds
533	HOPE STREET DIVERSION PROGRAM	450,000		
534	INCREASED CAPACITY	5,561,100		
535	INTEGRATED CARE AND COORDINATION FOR YOUTH	507,000		
536	MAINTENANCE AND REPAIR		6,000,000	
537	NASSAU COUNTY YOUTH ALTERNATIVES TO SECURED DETENTION (S.W.E.A.T.)	110,000		
538	NEW HORIZONS - AFTER SCHOOL AND WEEKEND REHABILITATION PROGRAM	500,000		
539	OAK STREET HOME - DELINQUENCY PREVENTION PROGRAM	630,000		
540	PARENTING WITH LOVE AND LIMITS	250,000		
541	PINELLAS COUNTY YOUTH ADVOCATE PROGRAM	450,000		
542	RETENTION PLAN FOR DIRECT CARE WORKERS	1,180,200		
543	PRODIGY PROGRAM	500,000		
544	THE OUNCE OF PREVENTION - JUVENILE RECIDIVISM AND PREVENTION PROGRAM	975,000		
545	YOUTH AND POLICE INITIATIVE (YPI) - TRAIN THE TRAINER PROJECT	500,000		
546	YOUTH CRIME PREVENTION - CITY OF WEST PARK	200,000		
547	Total	22,354,650	6,000,000	0
548				
549	<b>DEPARTMENT OF LAW ENFORCEMENT</b>			
550	ALCOHOL TESTING PROGRAM TRANSITION TO NEW BREATH TEST INSTRUMENTATION		3,464,729	
551	ALLIGATOR ALLEY EMERGENCY RESPONSE TECHNOLOGY	1,168,337		
552	ALZHEIMER'S PROJECT - BRINGING THE LOST HOME	250,000		
553	ANTI-VIOLENCE INITIATIVE: SECOND CHANCE SERVICES FOR RETURNING RESIDENTS	1,500,000		
554	ANTI-VIOLENCE INITIATIVE: VIOLENCE INTERRUPTION & PREVENTION INFRASTRUCTURE	850,000		
555	BALLISTIC TESTING PILOT PROGRAM	3,500,000		
556	BIOMETRIC IDENTIFICATION SOLUTION (BIS) MODERNIZATION	680,000		4,040,000
557	BROWARD COUNTY SHERIFF'S OFFICE DIGITAL FORENSIC UNIT EXPANSION	525,821		
558	BROWARD COUNTY SHERIFF'S OFFICE REAL-TIME CRIME CENTER EXPANSION	2,390,399		
559	CAPITOL POLICE K9 (CANINE) OFFICER POSITION	103,980		
560	CITY OF NAPLES, FL - CYBER SECURITY EXPANSION	828,000		
561	CRIMINAL JUSTICE NETWORK BANDWIDTH INCREASE	3,000,000		
562	E-VERIFY STAFFING	49,995		
563	ESCAMBIA SEARCH AND RESCUE RESPONSE EQUIPMENT	15,500		
564	FORENSIC VEHICLES - CRIME SCENE TRUCK AND EVIDENCE TRANSFER VEHICLES		349,500	
565	GRANTS AND AIDS - FIXED CAPITAL OUTLAY	64,195,549		
566	GUN SHOT DETECTION TECHNOLOGY	280,000		
567	GUN VIOLENCE REDUCTION INITIATIVES	850,000		
568	INCREASE CAPITOL COMPLEX SECURITY STAFFING	210,520		
569	INCREASE STAFFING FOR OFFICE OF CRIMINAL JUSTICE GRANTS		9,364	
570	INCREASE TRUST FUND AUTHORITY FOR TENANT BROKER COMMISSIONS		15,600	
571	K9S UNITED	400,000		

**Fiscal Year 2023-24 Nonrecurring Appropriations  
Adjusted for Vetoes, Supplementals**

Row	Agency / Issue Title	General Revenue	State Trust Funds	Federal Trust Funds
572	LATENT PRINT WORKSTATIONS FOR LOCAL CRIMINAL JUSTICE AGENCIES - BIS IMPACT	1,116,900		
573	LOCAL ASSISTANCE - BODY WORN CAMERAS	67,680		
574	LOCAL ASSISTANCE - COMMUNICATIONS TECHNOLOGY UPGRADES	35,000		
575	LOCAL ASSISTANCE - PUBLIC SAFETY EQUIPMENT UPGRADES	1,630,429		
576	LOCAL ASSISTANCE - REGIONAL TRAINING FACILITY IMPROVEMENTS	200,000		
577	MACCABI GAMES AND ARTS FEST SECURITY	200,000		
578	MAINTAIN INVESTIGATIVE VEHICLE FLEET		1,200,000	
579	MISSING AND ENDANGERED PERSONS INFORMATION CLEARINGHOUSE STAFFING	22,725		
580	MISSING AND ENDANGERED PERSONS INFORMATION CLEARINGHOUSE TECHNOLOGY UPGRADE	1,950,000		
581	MOBILE COMMAND CENTER	1,584,000		
582	MULTI-COUNTY FORENSIC GENETIC GENEALOGY TESTING (COLLIER, ORANGE, HILLSBOROUGH, PALM BEACH)	500,000		
583	PASCO SHERIFF'S OFFICE DEPLOYABLE EMERGENCY OPERATIONS CENTER	2,000,000		
584	POLICY AND CASE ANALYSIS TEAM STAFFING	23,370		
585	PROJECT COLD CASE	150,000		
586	PROTECTIVE SERVICES STAFFING	8,286,164		
587	PURCHASE OF BODY ARMOR FOR LOCAL LAW ENFORCEMENT		2,000,000	
588	RAPID DNA LOCAL GOVERNMENT GRANT	2,750,000		
589	REPLACE CYBER FORENSIC VANS		600,000	
590	SOUTH FLORIDA INTERNET CRIMES AGAINST CHILDREN (ICAC) TASK FORCE	427,250		
591	STATE ASSISTANCE FOR FENTANYL ERADICATION (S.A.F.E.) IN FLORIDA PROGRAM	15,000,000	5,000,000	
592	STATEWIDE SEXUAL ASSAULT KIT TRACKING SYSTEM			500,000
593	TAMPA JEWISH COMMUNITY PREVENTATIVE SECURITY INITIATIVE	372,000		
594	TASK FORCE ON THE MONITORING OF CHILDREN IN OUT-OF-HOME CARE CH 2023-247, LOF (SB 204)		140,076	
595	WANDERING RESCUE AND PREVENTION	200,000		
596	Total	117,313,619	12,779,269	4,540,000
597				
598	<b>DEPARTMENT OF LEGAL AFFAIRS</b>			
599	AGENCY-WIDE INFORMATION TECHNOLOGY INFRASTRUCTURE AND HARDWARE REPLACEMENT		930,000	
600	BIG BROTHERS BIG SISTERS BIGS IN BLUE MENTORING PROJECT	1,250,000		
601	CHILDREN'S ADVOCACY CENTERS	600,923		
602	CUBAN-AMERICAN BAR ASSOCIATION	250,000		
603	FLORIDA ORGANIZED RETAIL CRIME EXCHANGE (FORCE) INTELLIGENCE PLATFORM	100,000		
604	GRANTS AND AIDS - FIXED CAPITAL OUTLAY	1,217,800		
605	HAITIAN LAWYERS ASSOCIATION	250,000		
606	INFORMATION TECHNOLOGY MODERNIZATION PROGRAM STAFF AUGMENTATION		1,903,200	
607	INFORMATION TECHNOLOGY STAFF ENHANCED TRAINING	300,000		

**Fiscal Year 2023-24 Nonrecurring Appropriations  
Adjusted for Vetoes, Supplementals**

Row	Agency / Issue Title	General Revenue	State Trust Funds	Federal Trust Funds
608	LEGAL SERVICES CLINIC OF THE PUERTO RICAN COMMUNITY, INC.	250,000		
609	NANCY J. COTTERMAN CENTER	438,000		
610	OFFICE OF STATEWIDE PROSECUTION COLD CASE UNIT	23,905		
611	OPEN DOORS - VOICES FOR FLORIDA	500,000		
612	REVENUE LITIGATION WORKLOAD		28,092	
613	SELAH FREEDOM SEX TRAFFICKING AND EXPLOITATION VICTIMS PROGRAM	1,000,000		
614	SOLICITOR GENERAL WORKLOAD	14,343		
615	STATEWIDE DRUG TAKE BACK PROGRAM	1,425,000		
616	TAMPA FACILITY EXPENSES FOR EXPANSION AND RESTACK	500,000		
617	THE NO MORE FOUNDATION HUMAN TRAFFICKING CAPACITY EXPANSION IN TAMPA BAY	814,735		
618	TRANSITIONAL HOUSING FOR SURVIVORS OF HUMAN TRAFFICKING	250,000		
619	VIRGIL HAWKINS FLORIDA CHAPTER BAR ASSOCIATION	250,000		
620	Total	9,434,706	2,861,292	0
621				
622	<b>DEPARTMENT OF THE LOTTERY</b>			
623	ADDITIONAL DATA SECURITY ADMINISTRATORS		10,652	
624	ADDITIONAL INFORMATION TECHNOLOGY SUPPORT		10,652	
625	ADDITIONAL LOTTERY INTELLIGENCE ANALYST POSITIONS		10,652	
626	CORE DATA SWITCH REPLACEMENT		585,864	
627	FLORIDA LOTTERY INDEPENDENT SECURITY AUDIT		250,000	
628	INFORMATION TECHNOLOGY UPGRADE AND IMPLEMENTATION		180,000	
629	REPLACEMENT OF MOTOR VEHICLES		287,784	
630	Total	0	1,335,604	0
631				
632	<b>DEPARTMENT OF MANAGEMENT SERVICES</b>			
633	ADDITIONAL FUNDING FOR DIVISION OF RETIREMENT INFORMATION TECHNOLOGY		75,000	
634	ADDITIONAL POSITIONS FOR SPECIALIZED SERVICES		5,371	
635	ADDITIONAL RESOURCES FOR PEOPLE FIRST		5,371	
636	ADDITIONAL RESOURCES FOR THE DIVISION OF STATE GROUP INSURANCE		500,000	
637	ADDITIONAL STAFFING FOR THE FLORIDA COMMISSION ON HUMAN RELATIONS			59,081
638	BUILDING RELOCATION		1,000,000	
639	CLASSIFICATION AND COMPENSATION MODEL IMPLEMENTATION AND TRANSITION PLAN		3,005,576	
640	CODE CORRECTIONS	1,900,000		
641	CUSTOMER RELATIONSHIP MANAGEMENT SYSTEM (CRM)		150,000	
642	DIVISION OF RETIREMENT - OTHER PERSONAL SERVICES		500,000	
643	EMERGENCY 911 CALL ROUTING SYSTEM		6,000,000	
644	ENTERPRISE DATA ANALYTICS UNIT		5,371	
645	FISCALLY CONSTRAINED COUNTIES - E-RATE TELECOMMUNICATIONS	862,013		
646	FLORIDA HEALTH CARE CONNECTION (FX) - PROJECT ASSESSMENT		5,000,000	

**Fiscal Year 2023-24 Nonrecurring Appropriations  
Adjusted for Vetoes, Supplementals**

Row	Agency / Issue Title	General Revenue	State Trust Funds	Federal Trust Funds
647	GRANTS AND AIDS - FIXED CAPITAL OUTLAY	3,464,853		
648	GRANTS AND AIDS - LOCAL GOVERNMENT EMERGENCY COMMUNICATIONS	4,800,000		
649	IMPLEMENT ADMINISTRATIVE HEALTH ASSESSMENT		4,822	
650	IMPLEMENTATION OF SB 256 OR SIMILAR LEGISLATION - EMPLOYEE ORGANIZATIONS REPRESENTING PUBLIC EMPLOYEES	41,091		
651	IMPROVEMENTS TO FACILITY SECURITY		1,000,000	
652	INCREASE TO E-911 DISTRIBUTIONS TO COUNTIES WIRELESS AND PREPAID WIRELESS		7,427,742	
653	INFRASTRUCTURE REPLACEMENT EXPENSES - FLORIDA COMMISSION ON HUMAN RELATIONS			64,140
654	LOCAL GOVERNMENT CYBERSECURITY TECHNICAL ASSISTANCE GRANTS	40,000,000		
655	MAINTENANCE AND REPAIR	59,942,658	3,552,724	
656	OFFICE SPACE - CAPITOL COMPLEX RENOVATIONS AND REPAIRS	20,000,000		
657	PROCURE CONTRACTOR FOR HUMAN RESOURCE PROCUREMENT		550,000	
658	RADIO REPLACEMENT - STATEWIDE LAW ENFORCEMENT RADIO SYSTEM	6,000,000		
659	REPLACEMENT OF REAL ESTATE DEVELOPMENT AND MANAGEMENT SERVICES EQUIPMENT		250,000	
660	SPECIAL PURPOSE - FIXED CAPITAL OUTLAY	5,500,000	18,000,000	
661	SPECIALIZED SERVICES INFORMATION TECHNOLOGY STAFF AUGMENTATION		180,000	
662	STAFFING FOR INCREASED WORKLOAD IN THE OFFICE OF GENERAL COUNSEL		15,715	
663	STATEWIDE LAW ENFORCEMENT RADIO SYSTEM (SLERS) STAFF AUGMENTATION AND INDEPENDENT VERIFICATION AND VALIDATION SERVICES		1,152,490	
664	STATEWIDE LAW ENFORCEMENT RADIO SYSTEM WORKLOAD INCREASE		5,371	
665	WEIGHT LOSS PILOT PROGRAM		1,500,000	
666	Total	142,510,615	49,885,553	123,221
667				
668	<b>DEPARTMENT OF MILITARY AFFAIRS</b>			
669	ACTIVATION OF STATE GUARD RESOURCES	1,000,000		
670	ADDITIONAL EQUIPMENT - AVIATION	49,482,594		
671	ADDITIONAL EQUIPMENT - COOPERATIVE AGREEMENT PROGRAM SUPPORT			160,625
672	ADDITIONAL EQUIPMENT - FLORIDA STATE GUARD	1,959,100		
673	ADDITIONAL EQUIPMENT - MARITIME	2,725,862		
674	ADDITIONAL EQUIPMENT - MOTOR VEHICLES	1,210,000		
675	ADMINISTRATIVE RESOURCES TO SUPPORT THE FLORIDA STATE GUARD	17,332		
676	ADMINISTRATIVE SUPPORT FOR CAMP BLANDING JOINT TRAINING CENTER		4,682	
677	ARMORY OPERATIONS EXPENSE	800,000		
678	CAMP BLANDING REFORESTATION		40,000	



**Fiscal Year 2023-24 Nonrecurring Appropriations  
Adjusted for Vetoes, Supplementals**

Row	Agency / Issue Title	General Revenue	State Trust Funds	Federal Trust Funds
679	COOPERATIVE AGREEMENT BACKLOG			2,334,548
680	DATA PROCESSING SERVICES	30,000		
681	FLORIDA NATIONAL GUARD JOINT ENLISTMENT ENHANCEMENT PROGRAM	3,000,000		
682	FLORIDA STATE GUARD - POSITIONS TO SUPPORT OPERATIONS	1,408,903		
683	INFORMATION TECHNOLOGY INFRASTRUCTURE REPLACEMENT			38,000
684	MAINTENANCE AND REPAIR	2,000,000	600,000	
685	REPLACEMENT OF MOTOR VEHICLES			529,059
686	SPECIAL PURPOSE	42,457,456		
687	STATE GUARD PROJECTS	1,500,000		
688	TRAINING AND RECRUITMENT RESOURCES	17,129,208		
689	WORKER COMPENSATION FOR STATE ACTIVE DUTY	246,414		
690	Total	124,966,869	644,682	3,062,232
691				
692	<b>DEPARTMENT OF REVENUE</b>			
693	AID TO LOCAL GOVERNMENTS - AERIAL PHOTOGRAPHY/ MAPPING	175,437		
694	ALWAYS ON VIRTUAL PRIVATE NETWORK (VPN)			51,140
695	CHILD SUPPORT AUTOMATED MANAGEMENT SYSTEM (CAMS) TRANSITION TO SAP S/4			995,200
696	FISCALLY CONSTRAINED COUNTIES - AD VALOREM TAX	59,415,118		
697	IMPLEMENT AN INFORMATION TECHNOLOGY (IT) RISK MANAGEMENT TOOL			165,200
698	REPLACE AND UPGRADE OPEX SORTER/SCANNING EQUIPMENT		525,873	
699	SUNTAX MIGRATION TO CLOUD SERVICE			460,000
700	TAXATION CH 2023-157, LOF (HB 7063)	35,110,536		
701	Total	94,701,091	525,873	1,671,540
702				
703	<b>STATE COURT SYSTEM</b>			
704	COMMUNITY COURT PROGRAM	100,000		
705	COURTHOUSE EMERGENCY EQUIPMENT	250,000		
706	COURTHOUSE FURNISHINGS - NONPUBLIC AREAS	123,250		
707	CRITICAL DUE PROCESS RESOURCES	66,900		
708	EARLY CHILDHOOD COURTS	320,000		
709	GRANTS AND AIDS - FIXED CAPITAL OUTLAY	6,350,000		
710	JUVENILE DRUG COURT	515,024		
711	OPERATIONAL SUPPORT FOR THE STATE COURT SYSTEM	16,113		
712	SPECIAL PURPOSE - FIXED CAPITAL OUTLAY	9,000,000		
713	TRIAL COURTS PANDEMIC RECOVERY PLAN	11,980,071		
714	VIVITROL DRUG TREATMENT	500,000		
715	Total	29,221,358	0	0
716				
717	<b>DEPARTMENT OF STATE</b>			
718	ABANDONED AND HISTORIC CEMETERIES CH 2023-142 (HB 49)	1,012,021		
719	ADDITIONAL EQUIPMENT - MOTOR VEHICLES			92,615
720	ADDITIONAL OPS STAFF FOR THE DIVISION OF CORPORATIONS	250,000		
721	ADDITIONAL STAFF FOR ELECTIONS	2,220		
722	ADDITIONAL STAFF FOR HISTORICAL PROGRAMS	1,110		
723	CAMPAIGN FINANCE AUDIT PROGRAM STAFF SUPPORT	4,440		
724	CORPORATIONS WHOLE BUILDING GENERATOR	460,000		

**Fiscal Year 2023-24 Nonrecurring Appropriations  
Adjusted for Vetoes, Supplementals**

Row	Agency / Issue Title	General Revenue	State Trust Funds	Federal Trust Funds
725	CULTURAL AND MUSEUM GRANTS	33,250,000		
726	CULTURAL PROGRAM GRANTS		350,000	
727	CULTURE BUILDS FLORIDA	3,469,042		
728	CYBER SECURITY AWARENESS TRAINING			106,650
729	DEPARTMENT-WIDE LITIGATION EXPENSES	1,300,000		
730	DEPARTMENT-WIDE SECURITY SYSTEMS UPGRADE AND INTEGRATION STUDY	150,000		
731	DIVISION OF CORPORATIONS CALL CENTER SERVICES	2,377,435		
732	ELECTIONS SIGNATURE VERIFICATION TRAINING PROGRAM	100,000		
733	FLORIDA AFRICAN-AMERICAN HERITAGE PRESERVATION NETWORK	800,000		
734	FLORIDA HOLOCAUST MUSEUM - ST. PETERSBURG	750,000		
735	FLORIDA HUMANITIES COUNCIL	500,000		
736	FLORIDA MAIN STREET PROGRAM	525,000		
737	GRANTS AND AIDS - FIXED CAPITAL OUTLAY	80,521,788		
738	HISTORIC PRESERVATION GRANTS	1,602,370		
739	MAINTENANCE AND REPAIR	3,434,000		
740	MUSEUM OF FLORIDA HISTORY MASTER PLAN	300,000		
741	REIMBURSEMENTS TO COUNTIES FOR SPECIAL ELECTIONS	1,500,000		
742	REPLACEMENT OF DESKTOP COMPUTING EQUIPMENT	322,000		
743	SECURITY ENHANCEMENTS (R.A. GRAY)	519,012		
744	STATUTORILY REQUIRED REPORTS CH 2023-41 (SB 234)	1,000,000		
745	VOTER ASSISTANCE HOTLINE	962,969		
746	Total	135,113,407	350,000	199,265
747				
748	<b>DEPARTMENT OF TRANSPORTATION</b>			
749	ADDITIONAL TRANSPORTATION DISADVANTAGED PROGRAM SUPPORT FOR UNDERSERVED		6,000,000	
750	CODE CORRECTIONS		4,935,769	
751	DATA INFRASTRUCTURE MODERNIZATION		1,516,594	
752	ENVIRONMENTAL PROJECTS		475,000	
753	GEOSPATIAL ROADWAY DATA STRATEGIC FRAMEWORK		458,640	
754	INCREASED OPERATING COSTS		5,773,550	
755	NETWORK COMMUNICATIONS RECOVERY AND SECURITY		742,807	
756	REPLACEMENT EQUIPMENT		6,656,222	
757	REPLACEMENT EQUIPMENT FOR MATERIALS AND TESTING LABORATORIES		1,155,106	
758	REPLACEMENT OF MOTOR VEHICLES		1,342,003	
759	REPLACEMENT OF RAIL INSPECTION TRUCKS		188,672	
760	SECURITY RISK MANAGEMENT PROGRAM		607,320	
761	STAFFING FOR TRANSPORTATION DISADVANTAGED QUALITY CONTROL		4,492	
762	STORAGE AREA NETWORK REPLACEMENT		452,000	
763	SUPPLEMENTAL APPROPRIATIONS CH 2023-20, LOF (SB 106) - FLORIDA SHARED-USE NONMOTORIZED TRAIL NETWORK	200,000,000		
764	SUPPORT FACILITIES		10,636,170	
765	TRANSPORTATION WORK PROGRAM	371,699,433	9,675,988,473	3,914,345,795
766	VIRTUAL MOBILITY DATA MANAGEMENT		384,000	
767	Total	571,699,433	9,717,316,818	3,914,345,795
768				

**Fiscal Year 2023-24 Nonrecurring Appropriations  
Adjusted for Vetoes, Supplementals**

Row	Agency / Issue Title	General Revenue	State Trust Funds	Federal Trust Funds
769	<b>STATE UNIVERSITY SYSTEM</b>			
770	BOARD OF GOVERNORS PROJECTS	850,000		
771	EDUCATION CAPITAL PROJECTS	5,527,650		
772	FLORIDA INTERNATIONAL UNIVERSITY - OPERATIONAL SUPPORT	10,000,000		
773	FLORIDA POSTSECONDARY ACADEMIC LIBRARY NETWORK - REVERSE TRANSFER PORTAL	100,000		
774	FLORIDA STATE UNIVERSITY - FLORIDA INSTITUTE OF POLITICS	8,000,000		
775	FLORIDA STATE UNIVERSITY - OPERATIONAL ENHANCEMENT	20,000,000		
776	INSTITUTE OF FOOD AND AGRICULTURAL SCIENCES (IFAS) - OPERATIONAL ENHANCEMENT	250,000		
777	JOHNSON MATCHING GIFT PROGRAM	10,000		
778	NEW COLLEGE OF FLORIDA - OPERATIONAL ENHANCEMENT	15,000,000		
779	STATE INVESTMENT IN UNIVERSITY PERFORMANCE BASED INCENTIVES	350,000,000		
780	STATE UNIVERSITY SYSTEM PERFORMANCE-BASED RECRUITMENT AND RETENTION INCENTIVE	100,000,000		
781	STATE UNIVERSITY SYSTEM PROJECTS	32,551,050		
782	UNIVERSITY OF CENTRAL FLORIDA - OPERATIONAL SUPPORT	10,000,000		
783	UNIVERSITY OF SOUTH FLORIDA - OPERATIONAL SUPPORT	14,000,000		
784	Total	566,288,700	0	0
785				
786	<b>DEPARTMENT OF VETERANS' AFFAIRS</b>			
787	ADDITIONAL MEDICAL/NON-MEDICAL AND RECREATIONAL EQUIPMENT AND FURNITURE IN STATE VETERANS' HOMES	568,000		
788	EXECUTIVE DIRECTION AND SUPPORT SERVICES - INCREASE BUDGET AUTHORITY FOR TIME CLOCK MANAGEMENT SYSTEM	238,342		
789	EXECUTIVE DIRECTION AND SUPPORT SERVICES INCREASE STAFFING	13,372		
790	EXECUTIVE DIRECTION AND SUPPORT SERVICES INCREASE STAFFING - TRAINING AND DEVELOPMENT	12,672		
791	FLORIDA DEPARTMENT OF VETERANS' AFFAIRS, FLORIDA IS FOR VETERANS INC., GRANTS AND AID - VETS PROGRAM	2,000,000		
792	GRANTS AND AIDS - FIXED CAPITAL OUTLAY	7,875,000		
793	INCREASED CAPACITY	500,000		
794	INFORMATION TECHNOLOGY INCREASE BUDGET FOR NETWORK FIREWALL UPGRADE	342,482		
795	INFORMATION TECHNOLOGY INCREASE BUDGET FOR TELEPHONE SYSTEM REPLACEMENT	2,358,065		
796	INITIAL STAFFING AND START UP OPERATIONS FOR ARDIE R. COPAS, STATE VETERANS' NURSING HOME, ST. LUCIE COUNTY		7,845	2,916
797	MAINTENANCE AND REPAIR	1,700,000		
798	STATE VETERANS' NURSING HOME PROGRAM PURCHASE OF MOTOR VEHICLE	81,825		

**Fiscal Year 2023-24 Nonrecurring Appropriations  
Adjusted for Vetoes, Supplementals**

<b>Row</b>	<b>Agency / Issue Title</b>	<b>General Revenue</b>	<b>State Trust Funds</b>	<b>Federal Trust Funds</b>
799	VETERANS' BENEFITS AND ASSISTANCE - DEVELOPMENT OF PATRIOT NAVIGATORS PROGRAM	31,126		
800	VETERANS' SERVICES	9,042,948		
801	Total	24,763,832	7,845	2,916
802	<b>Grand Total</b>	<b>5,602,488,453</b>	<b>14,240,675,631</b>	<b>8,679,563,762</b>

Note (see Row #s: 44, 263, 264, and 477): Negative nonrecurring appropriations occur when it is intended that a reduction be a nonrecurring or one-time reduction to a recurring base appropriation resulting in the automatic restoration of the funding in a subsequent year.

**Fiscal Year 2023-24 Vetoed Appropriations**

<b>GAA Line Number</b>	<b>Title</b>	<b>General Revenue</b>	<b>Trust Funds</b>	<b>Total</b>
17	Polk State College - Northeast Ridge Phase I (SF 1147) (HF 0611)	16,200,000	-	16,200,000
17	South Florida State College - Multiuse Driving Range Training Facility (SF 2121) (HF 1844)	3,200,000	-	3,200,000
17	South Florida State College - Swimming Pool (SF 3207)	500,000	-	500,000
17	St. Johns River State College - STEAM Complex Rem/Add-Palatka (SF 3208)	13,958,253	20,194,197	34,152,450
18	Florida Gulf Coast University - Reed Hall Renovations	14,494,567	-	14,494,567
18	Florida Polytechnic University - Student Achievement Center	11,208,748	-	11,208,748
18	Florida State University - Hydrogen Research Center (SF 2713) (HF 1410)	4,000,000	-	4,000,000
18	University of Florida - Academic and Research Collaboration Center (SF 2958) (HF 2103)	11,000,000	-	11,000,000
18	University of South Florida - Sarasota-Manatee Campus Academic STEM Nursing Facility (SF 1036) (HF 0401)	20,000,000	-	20,000,000
18	University of West Florida - Southside Residence Halls Demolition (SF 1464) (HF 0362)	5,000,000	-	5,000,000
23 A	Fixed Capital Outlay - Public Broadcasting Projects	-	6,435,609	6,435,609
23 B	Polk County Public Schools - Heartland Biztown & Finance Park (SF 1232) (HF 0966)	750,000	-	750,000
23 B	Sarasota Academy of the Arts - Campus Expansion Project (SF 2720) (HF 1448)	600,000	-	600,000
58	Barry BIG: Bridging Industry Gaps - Focus on Health Care Workforce (SF 1301) (HF 0281)	653,216	-	653,216
58	Florida Career College - Student Expense Assistance Program (SF 3216) (HF 0767)	400,000	-	400,000
58	Herzing University - Advanced Nursing Lab/Simulation Training Center (SF 1049) (HF 0099)	400,000	-	400,000
58	Miami Media School - Fair and Balanced Media Scholarship Program (SF 1312) (HF 0743)	500,000	-	500,000
58	St. Thomas University - Institute for Law, Liberty, & Civics (SF 3242) (HF 1340)	500,000	-	500,000
59 A	Webber International University- Health Science Building (SF 1263) (HF 0004)	250,000	-	250,000
76	Riviera Beach School Readiness Outreach Initiative (SF 2094)	218,000	-	218,000
86	Guide Right Boys Leadership, Education, and Mentorship Program (SF 3090) (HF 0729)	150,000	-	150,000
86	Rolling Readers Space Coast Post Pandemic Reading Initiative (SF 1982) (HF 1617)	150,000	-	150,000
86	The Parent Help Center Training Facility (SF 2536) (HF 1740)	1,091,360	-	1,091,360
95	Solving with Students (SF 2939) (HF 1964)	735,006	-	735,006
96	Florida Music Education Association (SF 3101)	60,000	-	60,000
96	Lil' Abner Foundation (SF 2338) (HF 1345)	525,000	-	525,000
96	Muzology (SF 1012) (HF 0125)	500,000	-	500,000
96	School Bond Issuance Database (SF 1308) (HF 0301)	670,223	-	670,223
96	The Ben Franklin Project (SF 1826) (HF 1562)	2,000,000	-	2,000,000
96	The Greatest Save Teen Program (SF 1493) (HF 0084)	225,000	-	225,000
96	Salary Increase to Full-Time Classroom Teachers Employed by a Juvenile Justice Education Program or School	2,100,000	-	2,100,000

**Fiscal Year 2023-24 Vetoed Appropriations**

<b>GAA Line Number</b>	<b>Title</b>	<b>General Revenue</b>	<b>Trust Funds</b>	<b>Total</b>
100	Aerospace Center for Excellence and Sun 'n Fun Long Term Resiliency Plan (SF 1677) (HF 0662)	450,000	-	450,000
100	B. Wright Leadership Academy's Excellence in STEAM Program, Serving Disadvantaged Youth (SF 2192) (HF 2219)	100,000	-	100,000
100	Carpentry - Viera High School (SF 1984) (HF 0852)	100,000	-	100,000
100	Certified Teens (SF 1240) (HF 0121)	175,000	-	175,000
100	Community Scholars - Central Florida (SF 2932) (HF 2232)	140,000	-	140,000
100	Creating Personalized Pathways for Accelerated Learning Toward Graduation and Career Readiness (SF 3206) (HF 1876)	250,000	-	250,000
100	Dibia DREAM 'DREAM Academy & STEM Saturdays' (SF 1277) (HF 0830)	750,000	-	750,000
100	Every Child Has a Dream Program (SF 2444) (HF 0222)	300,000	-	300,000
100	Expanding Elementary Career and Technical Education Opportunities (SF 2535) (HF 1258)	850,000	-	850,000
100	Growing Beyond Earth STEM Education Program (SF 1446) (HF 1931)	995,000	-	995,000
100	Guy Harvey Foundation's Get Kids Salty Education Pathway in Bay County (SF 1733) (HF 1360)	2,000,000	-	2,000,000
100	Northeast Florida 21st Century Workforce Development (SF 2673) (HF 2183)	400,000	-	400,000
100	Striving for Excellence Inc. (SF 1437) (HF 1242)	165,000	-	165,000
100	Student Workforce Development Program (HF 1980)	130,626	-	130,626
100	Summer Boost Kindergarten Readiness Camp (SF 1940)	250,000	-	250,000
100	Supporting Parents, Teachers and Students to Improve Science Test Scores in Florida (SF 2666) (HF 1569)	307,637	-	307,637
100	The JA HOPE Project for Brevard County (SF 2163) (HF 0071)	150,000	-	150,000
100	Wayman Academy of the Arts (SF 3137) (HF 1958)	350,000	-	350,000
100	Weston Music Society In School Music Program and Music Grants (SF 3245) (HF 0625)	12,000	-	12,000
100	Youth Resiliency Program of Southwest Florida (SF 2507) (HF 1412)	350,000	-	350,000
104	KIPP Capacity/Growth Project (SF 1760) (HF 1325)	1,000,000	-	1,000,000
105	Education Foundation of Sarasota County HUB facility (SF 2180) (HF 1435)	1,500,000	-	1,500,000
105	Fire Sprinkler Compliance (HF 0716)	142,000	-	142,000
105	Wayman Academy of the Arts (SF 3137) (HF 1958)	150,000	-	150,000
119	Adult Literacy League - Building a Thriving Central Florida through Literacy and Education (SF 2709) (HF 2325)	25,000	-	25,000
119	Career Online Adult High School Program for State of Florida Library System (SF 1713) (HF 0895)	750,000	-	750,000
240 A	ASC Disability Theatre Enrichment Program for Neurodiverse Individuals (SF 1320) (HF 1870)	350,000	-	350,000
243 A	Employ Special Needs Community - New Home for Promise Inc. Treasures Thrift Shoppe (SF 1530) (HF 1170)	250,000	-	250,000
243 A	Hurricane Hardening at The Arc of Palm Beach County's South Campus (Palm Springs, FL) (SF 1284) (HF 247)	555,000	-	555,000
315	Amour Creations by G'Bre - Piloting Our Youth Program (SF 1684) (HF 1213)	200,000	-	200,000
315	EJS Project Teen Center (SF 1233) (HF 1898)	250,000	-	250,000

**Fiscal Year 2023-24 Vetoed Appropriations**

<b>GAA Line Number</b>	<b>Title</b>	<b>General Revenue</b>	<b>Trust Funds</b>	<b>Total</b>
315	Family Support Services of North Florida - Community Reinvestment (SF 2149) (HF 1865)	350,000	-	350,000
315	Florida Coalition for Children Foundation - Center for Parent Leadership (SF 1754) (HF 571)	250,000	-	250,000
315	Making an Impact Community Resource Guide for Basic Needs Services (SF 1185) (HF 977)	16,768	-	16,768
354	City of Deland - The Bridge Homeless Shelter (SF 2367) (HF 1762)	500,000	-	500,000
354	Hardee County Ministerial Association - Hardee Help Center (SF 2075) (HF 1852)	200,000	-	200,000
354	HOPE (Helping Our People Everyday) Mission - Miami-Dade (SF 2261) (HF 228)	105,000	-	105,000
378	Academy at Glengary - Workforce Training and Job Placement (SF 1662) (HF 520)	350,000	-	350,000
378	Camp Boggy Creek - Childrens' Mental Health Sessions (SF 1365) (HF 630)	350,000	-	350,000
378	City of West Park - Mental Health Initiative (SF 2862) (HF 771)	150,000	-	150,000
378	Dellenbach Foundation - Fresh Start Program (SF 1976) (HF 999)	50,000	-	50,000
378	Florida Recovery Schools of Central Florida (SF 1163) (HF 1004)	100,000	-	100,000
378	Hispanic Unity of Florida - LIFT + HEAL (Lifting Individuals from Postpartum Trauma) (SF 1673) (HF 801)	500,000	-	500,000
378	Pinellas County Urban League - Center for Trauma Recovery, Wellness, and Healing Justice (SF 1357) (HF 1782)	965,000	-	965,000
378	Small Steps, Big Progress - Mental Health Dimensions of Wellness (HF 2231)	100,000	-	100,000
378	Volusia Recovery Alliance - Freedom to Change/Inmate Sustained Recovery Program (SF 2169) (HF 1159)	96,000	-	96,000
378	Miami-Dade County - Increasing Access to Opioid Treatment (SF 1583) (HF 1151)	-	737,500	737,500
387 A	Operation PAR Largo Campus - Residential Flooding Remedy (SF 3228) (HF 1784)	180,960	-	180,960
387 A	Pinellas County Urban League - Center for Trauma Recovery, Wellness, and Healing Justice (SF 1357) (HF 1782)	150,000	-	150,000
404	City of Hallandale Beach - Austin Hepburn Senior Mini Center (SF 3210) (HF 763)	111,006	-	111,006
404	City of Opa-locka Senior Programming (SF 2608) (HF 2230)	500,000	-	500,000
410 A	CARES One Stop Senior Center Dade City (SF 3168)	642,927	-	642,927
458	Big Bend Hospice - Access to Rural Healthcare - Mobile Medical Units (SF 2265)	250,000	-	250,000
458	Florida Safe Patient Movement Program (SF 2636) (HF 1769)	850,000	-	850,000
458	Golden Beach Wellness Center (SF 1445) (HF 104)	300,000	-	300,000
458	Jackson Health System Burn Clinic (SF 2737) (HF 2303)	100,000	-	100,000
458	TechHealth Initiative - Orange County (SF 2726) (HF 2320)	200,000	-	200,000
458	University of South Florida Simulation Modeling to Reduce Opioid Overdose (SF 3156)	2,900,500	-	2,900,500
474 B	Golden Beach Wellness Center (SF 1445) (HF 104)	550,000	-	550,000
483	Havana Community Development Corporation (HCDC) Economic Project (HF 535)	200,000	-	200,000

**Fiscal Year 2023-24 Vetoed Appropriations**

<b>GAA Line Number</b>	<b>Title</b>	<b>General Revenue</b>	<b>Trust Funds</b>	<b>Total</b>
530	We Reach Foundation Entrepreneur and Health Empowerment Program (HF 2066)	100,000	-	100,000
539	Cayuga Centers Healthy Steps Program Expansion (SF 1471) (HF 1522)	733,735	-	733,735
593 A	Florida Senior Veterans in Crisis Fund (SF 1433) (HF 371)	360,000	-	360,000
748	Balanced Community Justice Project (SF 1097) (HF 1270)	183,710	-	183,710
748	Second Chance Program - 6th Judicial Circuit (SF 1376) (HF 1141)	350,000	-	350,000
748	Second Chance Program - 7th Judicial Circuit (SF 1495) (HF 0847)	350,000	-	350,000
867	Smart Justice Data Transparency and Crime Strategies Unit (SF 1598)	573,800	-	573,800
1207	Clay County Youth Alternative to Secured Detention (S.W.E.A.T. Program) (SF 1430) (HF 2044)	250,000	-	250,000
1207	Family Trauma Training for Youth in Both Juvenile Justice and Child Welfare (SF 1814) (HF 0553)	250,000	-	250,000
1207	Medley Youth Crime Prevention Program (SF 3140) (HF 1479)	50,000	-	50,000
1207	Voices for Children - At-Risk Youth Advocacy Program (SF 1817)	100,000	-	100,000
1214 A	AMIkids Feasibility Study (SF 3159)	250,000	-	250,000
1214 A	The LAB YMCA Leadership Academy (SF 1167) (HF 1580)	447,900	-	447,900
1275	Community, Cops, Courts & State Attorney Violent Crime Intervention/Seminole County (SF 1106) (HF 0001)	492,411	-	492,411
1275	Miramar Public Safety Special Operations Center Phase I (SF 2815) (HF 1353)	250,000	-	250,000
1275	Palm Beach County Sheriff - The Unmanned Aerial Response Team (UART) (SF 1869) (HF 0270)	500,000	-	500,000
1275	Ponce Inlet Police Department Solar Electronic Messaging Boards (HF 1878)	36,000	-	36,000
1275	Tampa Police Department License Plate Reader Technology (SF 3149) (HF 1009)	200,000	-	200,000
1275	The Florida State Tribute at the United States Law Enforcement Eternal Flame Park and the Florida Law Enforcement Education Initiative (SF 1816) (HF 0566)	250,000	-	250,000
1275	West Palm Beach - Incident Command Vehicle (SF 1172) (HF 0516)	498,943	-	498,943
1281 A	City of Belle Isle Public Safety Facility (SF 2663) (HF 2331)	875,000	-	875,000
1281 A	City of Belleview Information Technology Infrastructure (SF 1811) (HF 0313)	112,000	-	112,000
1281 A	City of Fruitland Park Emergency Operations Center/Public Safety Building (SF 1706) (HF 1055)	500,000	-	500,000
1281 A	Ormond Beach Police Department and Emergency Operations Center (SF 2165) (HF 2203)	1,451,875	-	1,451,875
1281 A	The Florida State Tribute at the United States Law Enforcement Eternal Flame Park and the Florida Law Enforcement Education Initiative (SF 1816) (HF 0566)	2,250,000	-	2,250,000
1288 A	Special Categories - Community Violence Intervention And Prevention Grant	5,000,000	-	5,000,000
1387	Florida Gaming Control Commission Operational Studies	-	1,100,000	1,100,000
1445	Florida Green Jobs Youth Initiative (SF 1381) (HF 2222)	250,000	-	250,000



**Fiscal Year 2023-24 Vetoed Appropriations**

<b>GAA Line Number</b>	<b>Title</b>	<b>General Revenue</b>	<b>Trust Funds</b>	<b>Total</b>
1449 B	Grants And Aids To Local Governments And Nonstate Entities - Fixed Capital Outlay - Newberry Meat Processing And Training Facility	1,750,000	-	1,750,000
1463 A	Grants And Aids To Local Governments And Nonstate Entities - Fixed Capital Outlay - Infrastructure Investment And Jobs Act Funding - Energy Programs	-	24,118,070	24,118,070
1463 B	Grants And Aids To Local Governments And Nonstate Entities - Fixed Capital Outlay - Inflation Reduction Act Funding - Energy Programs	-	5,000,000	5,000,000
1472 A	Fixed Capital Outlay - Conservation And Rural Land Protection Easements And Agreements	100,000,000	-	100,000,000
1473 A	Fixed Capital Outlay - Reforestation	-	4,000,000	4,000,000
1546 B	Fort Meade Emergency Shelter and Agricultural Center (SF 2057) (HF 1262)	250,000	-	250,000
1546 B	Hamilton County Fairgrounds (SF 2316) (HF 1651)	300,000	-	300,000
1546 B	Jefferson County Horse Arena (SF 2412) (HF 1698)	475,000	-	475,000
1546 B	Madison County Livestock Arena (SF 2413) (HF 1579)	1,000,000	-	1,000,000
1576	Laurel Wilt Disease Mitigation Program (SF 1544) (HF 0918)	150,000	-	150,000
1589 A	Stamp Out Hunger Food Drive (SF 2336) (HF 2268)	400,000	-	400,000
1613	Florida Panhandle Data-Driven Planning, Resiliency and Emergency Response (SF 2522) (HF 1926)	950,000	-	950,000
1640 A	Kirkland Ranch Land Acquisition (SF 2463) (HF 2014)	30,800,000	-	30,800,000
1640 A	Land Acquisition - Holmes Correctional Institution Work Camp	-	110,000	110,000
1705 A	Biscayne Park Storm Drainage Phase 2 (SF 1791) (HF 0425)	100,000	-	100,000
1705 A	Bradenton Storm Sewer Outfall Tide Check Valves (SF 1627) (HF 1288)	250,000	-	250,000
1705 A	Brooksville Stormwater Master Plan (SF 2103) (HF 0498)	162,500	-	162,500
1705 A	Charlotte County Burnt Store-Harden Control Room (SF 2401) (HF 1603)	300,000	-	300,000
1705 A	Delray Beach Historical Campus Drainage and Parking (SF 1941) (HF 1104)	100,000	-	100,000
1705 A	Delray Beach Public Seawall Improvement (SF 1943) (HF 1217)	1,000,000	-	1,000,000
1705 A	Deltona - Theresa Basin - Flood Control Study (SF 2651) (HF 1116)	600,000	-	600,000
1705 A	Fernandina Beach Historic Downtown Resiliency Seawall Construction Project (SF 2233) (HF 1336)	1,000,000	-	1,000,000
1705 A	Florida City Sewer Improvements (SF 1682) (HF 0917)	1,120,000	-	1,120,000
1705 A	Homestead Wastewater Treatment UV System Replacement (SF 1152) (HF 1518)	500,000	-	500,000
1705 A	Indian Trail Improvement District M-0 Outfall (SF 2162) (HF 0804)	500,000	-	500,000
1705 A	Juno Beach Universe Boulevard Drainage Improvements (SF 2161) (HF 0184)	1,000,000	-	1,000,000
1705 A	Kissimmee Master Stormwater System and Flood Mitigation Project (Final Phase) (SF 2703) (HF 0260)	250,000	-	250,000
1705 A	Lauderdale Lakes Drainage Improvement Project (SF 1639) (HF 1514)	502,490	-	502,490
1705 A	Lauderhill Maple Run Drainage Improvement (SF 1557) (HF 0939)	800,000	-	800,000

**Fiscal Year 2023-24 Vetoed Appropriations**

<b>GAA Line Number</b>	<b>Title</b>	<b>General Revenue</b>	<b>Trust Funds</b>	<b>Total</b>
1705 A	Leon County Baum Road Drainage Project (SF 3013) (HF 1536)	350,000	-	350,000
1705 A	Miami Beach Stormwater Pump Water Quality Upgrades (SF 2021) (HF 1061)	400,000	-	400,000
1705 A	Miami Lakes West Lakes Gardens Third Addition Drainage Improvements (SF 1290) (HF 0943)	400,000	-	400,000
1705 A	Miami Shores Village Belvedere Drive Stormwater Drainage Project (SF 1796) (HF 1317)	300,000	-	300,000
1705 A	Miami-Dade County Energy Optimization at Wastewater Facilities (SF 2375) (HF 0863)	375,000	-	375,000
1705 A	New Smyrna Beach Pine Island/Aqua Golf Canal Dredging and Clean-up (SF 1950) (HF 1882)	1,000,000	-	1,000,000
1705 A	Oak Hill - Infrastructure Expansion (SF 2846) (HF 2238)	3,500,000	-	3,500,000
1705 A	Old Plantation Water Control District (OPWCD) Pump Stations Rehabilitation and Automation (SF 1552) (HF 1128)	450,000	-	450,000
1705 A	Orange County Utilities - Orlo Vista Integrated Water Resources Project (SF 1581) (HF 1005)	2,000,000	-	2,000,000
1705 A	Osceola County Buenaventura Lakes Drainage Improvements (SF 2707) (HF 0694)	1,800,000	-	1,800,000
1705 A	Oviedo West Mitchell Hammock Water Treatment Facility - Tank Construction (SF 1824) (HF 0607)	1,000,000	-	1,000,000
1705 A	Palm Beach County Glades Region Infrastructure Improvements (SF 1235) (HF 1475)	1,500,000	-	1,500,000
1705 A	Palm Beach Shores - Lake Worth Inlet, Singer Island Channel Dredging Project (SF 1900) (HF 0057)	1,000,000	-	1,000,000
1705 A	Parkland Flooding Mitigation (SF 1101) (HF 0134)	200,000	-	200,000
1705 A	Ponce Inlet Storm Drainage Backflow Device and River Outfall Addition (SF 1952) (HF 1888)	62,500	-	62,500
1705 A	Port Orange - Stormwater System Rehabilitation Pipelining (SF 1887) (HF 1021)	350,000	-	350,000
1705 A	Sarasota County - Alligator Creek Aerial Pipe Crossing Replacement Project (SF 2582) (HF 2144)	1,000,000	-	1,000,000
1705 A	Sarasota Whitaker & Hudson Bayous Water Quality Project (SF 2259) (HF 1439)	800,000	-	800,000
1705 A	Seminole County Midway Drainage Improvements (SF 1957) (HF 2239)	1,000,000	-	1,000,000
1705 A	South Bay Stormwater Flood Control and Waterway Management Phase 3 (SF 1026) (HF 0508)	150,000	-	150,000
1705 A	South Broward Drainage District - Rehabilitation of Triple 96 inch Metal Drainage Culverts (SF 1089) (HF 0092)	262,500	-	262,500
1705 A	Southwest Ranches SW 57th Court Drainage Improvements (SF 1143) (HF 0090)	340,200	-	340,200
1705 A	Southwest Ranches SW 69th Street Drainage Improvements (SF 1146) (HF 0123)	340,200	-	340,200
1705 A	Sweetwater Drainage Improvements - SW 5th Terrace between SW 113th Ave & SW 114th Ave (SF 1606) (HF 0713)	600,000	-	600,000
1705 A	Tampa Bay Watch Water Quality Improvements (SF 1881) (HF 1638)	1,500,000	-	1,500,000
1705 A	Tampa Water System Morris Bridge Continuity of Operations Center (SF 2515) (HF 1723)	2,500,000	-	2,500,000

**Fiscal Year 2023-24 Vetoed Appropriations**

<b>GAA Line Number</b>	<b>Title</b>	<b>General Revenue</b>	<b>Trust Funds</b>	<b>Total</b>
1705 A	Tampa Bay Water Morris Bridge Wellfield Improvements (SF 1691) (HF 1979)	2,500,000	-	2,500,000
1705 A	West Melbourne - Flood Risk Reduction Connect Canal 70 to Canal 63 (HF 0149)	363,750	-	363,750
1705 A	Winter Park Stormwater Disaster Resiliency Project (SF 1160) (HF 2316)	500,000	-	500,000
1711 C	Restore Indian River Lagoon Inflow Project (SF 2804) (HF 2310)	4,900,000	-	4,900,000
1721 A	Fixed Capital Outlay - Florida Water Atlas	500,000	-	500,000
1774 B	Grants And Aids To Local Governments And Nonstate Entities - Fixed Capital Outlay - Central Florida Pilot Plant Project For Phosphogypsum Reclamation	950,000	-	950,000
1780	George Crady Bridge Fishing Pier State Park	400,000	-	400,000
1786	Creation of a Public Access Website for Equestrians	100,000	-	100,000
1786	Florida Equestrian Heritage Trail Signage	250,000	-	250,000
1797 A	Branford Soccer/Football Field Construction with Necessities (SF 2296) (HF 1406)	250,000	-	250,000
1797 A	Camp Thunderbird Commercial Kitchen Renovation (SF 2826) (HF 1364)	500,000	-	500,000
1797 A	Camp Thunderbird Septic to Sewer Conversion (SF 2827) (HF 1365)	250,000	-	250,000
1797 A	Cape Coral Storm Athletic Complex Redevelopment Project (SF 2006) (HF 1600)	925,000	-	925,000
1797 A	Delray Beach Lakeview Park Playground Improvements (SF 1944) (HF 1130)	100,000	-	100,000
1797 A	Fort Lauderdale Carter Park Improvements (SF 1554) (HF 1499)	272,500	-	272,500
1797 A	Golden Beach Youth Recreational Park (SF 2237) (HF 0088)	300,000	-	300,000
1797 A	Inverness - West Inverness City Trail and Withlacoochee State Trail Connector (SF 2344) (HF 0766)	1,125,000	-	1,125,000
1797 A	Miami-Dade County - Tropical Park - Equestrian Center and Park General Improvements (SF 1418) (HF 0861)	250,000	-	250,000
1797 A	North Palm Beach Lakeside Park Bulkhead Replacement (SF 2332) (HF 1098)	500,000	-	500,000
1797 A	Pahokee King Memorial Park Improvements Phase 2 (SF 1892) (HF 1186)	550,000	-	550,000
1797 A	Palmetto Bay Veterans Park Development - Phase I (SF 1331) (HF 0025)	200,000	-	200,000
1797 A	Plantation - Inclusive Playground (SF 2256) (HF 0384)	450,000	-	450,000
1797 A	Putnam County Francis Park Upgrades (SF 1577) (HF 2240)	785,000	-	785,000
1797 A	Rosewood Memory Park Program (SF 3192)	120,000	-	120,000
1797 A	Sarasota Bobby Jones Nature Park, Phase I (SF 2186) (HF 1451)	250,000	-	250,000
1797 A	Sebastian Inlet North and South Jetty Maintenance and Safety Improvements (SF 1633) (HF 2011)	2,000,000	-	2,000,000
1797 A	St. Cloud Rummel Road Regional Trail Connection (SF 2845) (HF 1883)	500,000	-	500,000
1811	Plantation - Regional Utilities Operations Center (RUOC) Hardening (SF 2257) (HF 1497)	800,000	-	800,000
1811	VolunteerCleanup.Org Statewide Expansion and Support for Marine Debris Cleanup Groups (SF 2206)	115,000	-	115,000

Fiscal Year 2023-24 Vetoed Appropriations

GAA Line Number	Title	General Revenue	Trust Funds	Total
1823 C	Grants And Aids To Local Governments And Nonstate Entities - Fixed Capital Outlay - Sarasota County Midnight Pass Reopening Project	1,000,000	-	1,000,000
1834 A	Grants And Aids To Local Governments And Nonstate Entities - Fixed Capital Outlay - Pinellas Suncoast Transit Authority Electric Vehicle Charging Infrastructure	500,000	-	500,000
1888 A	Grants And Aids To Local Governments And Nonstate Entities - Fixed Capital Outlay - Pasco County Anclote River Park Boat Ramps And Parking	1,450,000	-	1,450,000
1889 A	Grants And Aids To Local Governments And Nonstate Entities - Fixed Capital Outlay - Green Cove Springs Governors Creek Boat Ramp Improvements	1,000,000	-	1,000,000
1919	Lake Okeechobee Plant Control Wildlife Study	300,000	-	300,000
1919	Livestock Depredation Payments	500,000	-	500,000
1919	Too Far Water and Natural Resource Foundation - Tsala Apopka Chain of Lakes Restoration Project (SF 2095) (HF 1290)	700,000	-	700,000
1975	Coastal Conservation Association Hatchery (SF 2360) (HF 0618)	600,000	-	600,000
1975	Florida Aquarium - Reducing Carbon Emissions (SF 2408) (HF 1038)	500,000	-	500,000
1987 A	Grants And Aids To Local Governments And Nonstate Entities - Fixed Capital Outlay - Zoo Miami	250,000	-	250,000
2042 A	1st Avenue North and 25th Street Pedestrian Safety (HF 0993) (SF 2668)	500,000	-	500,000
2042 A	Biscayne-Everglades Greenway Design & Construction (HF 1530) (SF 2821)	1,500,000	-	1,500,000
2042 A	Central Palm Beach County Infrastructure Improvements (HF 0219) (SF 2362)	1,000,000	-	1,000,000
2042 A	Chase Road and Main Street Intersection Improvements - Windermere (HF 2096) (SF 1986)	750,000	-	750,000
2042 A	City of Miami - Traffic Calming & Pedestrian Safety Program Phase 2 (HF 0080) (SF 1052)	1,000,000	-	1,000,000
2042 A	Coral Gables ADA Transit Stop Improvements (HF 1921) (SF 1134)	500,000	-	500,000
2042 A	Doral Safer Streets Project (HF 0947) (SF 2605)	750,000	-	750,000
2042 A	Fort Florida Road Bridge (HF 0013) (SF 2380)	1,000,000	-	1,000,000
2042 A	Fort Florida Road Reconstruction (HF 0014) (SF 2694)	1,500,000	-	1,500,000
2042 A	Fort Walton Beach Hill Avenue and Anchors Street Complete Street Project Design (HF 0251) (SF 2599)	187,500	-	187,500
2042 A	Fruitville Road Capacity Improvement Project - Sarasota (HF 0172) (SF 2187)	4,000,000	-	4,000,000
2042 A	Kathleen Road Widening and Extension (HF 0277) (SF 1255)	5,000,000	-	5,000,000
2042 A	Lauderdale Lakes Walkway/Greenway Trail (HF 1566) (SF 2378)	584,925	-	584,925
2042 A	Manatee County Area Transit - Route 99 Operation Enhancements (HF 1557) (SF 1250)	1,100,000	-	1,100,000
2042 A	Miami - Auburndale Roadway Drainage and Traffic Calming Improvements (HF 0423) (SF 1737)	1,250,000	-	1,250,000
2042 A	Moffitt Cancer Center Life Sciences Campus Road (HF 1210) (SF 2664)	5,000,000	-	5,000,000
2042 A	Neighborly Transportation Lifeline (HF 0870) (SF 2493)	500,000	-	500,000

**Fiscal Year 2023-24 Vetoed Appropriations**

<b>GAA Line Number</b>	<b>Title</b>	<b>General Revenue</b>	<b>Trust Funds</b>	<b>Total</b>
2042 A	Palm Beach County Transportation Disadvantaged Discounted Bus Passes (HF 0218) (SF 1077)	1,000,000	-	1,000,000
2042 A	Pensacola Beach Northern Gateway Design (HF 0764) (SF 1398)	200,000	-	200,000
2042 A	South Bay - SW 11th Avenue Improvements (HF 0510) (SF 1010)	250,000	-	250,000
2042 A	Town of Mangonia Park Road Re-Paving (HF 2004) (SF 1413)	750,000	-	750,000
2042 A	Washington County Government Annex Access and Drainage Improvements (HF 0529) (SF 2594)	700,000	-	700,000
2297	Florida Goodwill Association (HF 1558) (SF 2593)	1,000,000	-	1,000,000
2297	Leon Works Expo and Junior Apprenticeship Program (HF 0316) (SF 2793)	50,000	-	50,000
2297	Museum of Discovery & Science-Eco Resilience Workforce Development (HF 1648) (SF 1079)	300,000	-	300,000
2297	Pre-Apprenticeship Training and Hiring (PATH) Pilot Program (HF 1132) (SF 1387)	930,000	-	930,000
2297	Serve & Protect: Embrace a Career in Florida Law Enforcement (HF 2076) (SF 1059)	250,000	-	250,000
2297	Seven on Seventh - Workforce Development Hubs (HF 0692) (SF 1551)	250,000	-	250,000
2297	Treasure Coast Food Bank - Career Readiness and Workforce Training Program Expansion (HF 1308) (SF 1279)	795,000	-	795,000
2304 A	Museum of Discovery & Science-Eco Resilience Workforce Development (HF 1648) (SF 1079)	450,000	-	450,000
2336 A	Greater Apalachee Ridge Estates Technology & Learning Center Digital Integra Initiative (SF 2987)	351,700	-	351,700
2336 A	Hillsborough Habitat for Humanity - Resilient Homes for Heroes (HF 0812) (SF 2630)	10,000	-	10,000
2336 A	Malibu Groves Home Repair Program (HF 1563) (SF 3119)	250,000	-	250,000
2336 A	Planting Seeds of Prosperity in West Lakes - Orlando (HF 1385) (SF 2523)	125,000	-	125,000
2336 A	Purpose Built Florida - Lift Orlando (HF 1103) (SF 2577)	1,000,000	-	1,000,000
2336 A	Smart North Florida Pilot Program (HF 0143) (SF 1975)	600,000	-	600,000
2336 A	The Skills Center Collaborative (HF 0140) (SF 1384)	500,000	-	500,000
2336 A	YMCA Volunteer Campus Safety Initiative (HF 1962) (SF 1636)	65,000	-	65,000
2341 A	Brevard Zoo Aquarium - Dr. Duane Defreese Coastal Conservation Hub Construction (HF 0747) (SF 2913)	2,000,000	-	2,000,000
2341 A	City of Sweetwater - Carlow Park Improvements (HF 1477) (SF 2776)	300,000	-	300,000
2341 A	Cocoa Beach Hurricane Hardening of City Hall (SF 1406)	1,500,000	-	1,500,000
2341 A	Dade City - Athletic Fields Renovation (HF 1218) (SF 1749)	250,000	-	250,000
2341 A	Field for Dreams - West Jupiter Community Group (SF 1542)	80,000	-	80,000
2341 A	Florida Studio Theatre - Workforce Housing (HF 0156) (SF 1663)	1,500,000	-	1,500,000
2341 A	Hernando County Central Fueling Facility (HF 0800) (SF 2805)	966,593	-	966,593
2341 A	Islamorada Village Council Chambers/Public Works Facility (HF 1505) (SF 2363)	250,000	-	250,000
2341 A	Key Colony Beach City Hall Repair and Hardening (HF 0220) (SF 2933)	1,000,000	-	1,000,000

**Fiscal Year 2023-24 Vetoed Appropriations**

<b>GAA Line Number</b>	<b>Title</b>	<b>General Revenue</b>	<b>Trust Funds</b>	<b>Total</b>
2341 A	Lauderdale Lakes Community Center/Hurricane Shelter (HF 1118) (SF 2379)	500,000	-	500,000
2341 A	Mangonia Park - Addie Greene Park Improvements (HF 1539) (SF 1414)	250,000	-	250,000
2341 A	Medical Examiner Facility and Natural Resources Laboratory (HF 2286) (SF 2754)	1,000,000	-	1,000,000
2341 A	Meet Us in the Middle Plaza and 8th Street Docks - City of Clermont (HF 1938) (SF 1705)	1,000,000	-	1,000,000
2341 A	Mount Dora Community Resource & Recreation Center (HF 1016) (SF 1711)	500,000	-	500,000
2341 A	Orange City Municipal Facility Replacement for Transportation and City Works (HF 0531) (SF 2751)	150,000	-	150,000
2341 A	Palafox Market Public Restrooms (HF 0748)	103,000	-	103,000
2341 A	Port St. Lucie - Public Works Administrative Complex/Emergency Operations Center (HF 1908)	1,000,000	-	1,000,000
2341 A	Sankofa Commercial Development (HF 1393) (SF 2856)	1,500,000	-	1,500,000
2341 A	Sarah Vande Berg Tennis Center (HF 0450) (SF 2382)	1,000,000	-	1,000,000
2341 A	Shoreline Restoration and Hurricane Resilience for Shell Midden at Historic Spanish Point in Osprey (HF 1438) (SF 2190)	750,000	-	750,000
2341 A	Village of El Portal - Village Hall Addition and Renovations (HF 1321) (SF 2553)	901,940	-	901,940
2350 A	Cutler Bay - US 1 Corridor Economic Development Plan (HF 0135) (SF 1330)	100,000	-	100,000
2350 A	Expanding E-Commerce Capacity of Small Businesses (HF 1891) (SF 2555)	500,000	-	500,000
2350 A	Florida Trade Assistance Center Export Database (HF 0848) (SF 1083)	500,000	-	500,000
2350 A	Greater Miami Chamber of Commerce - Business Recruitment and Retention Program (HF 0530) (SF 1210)	375,000	-	375,000
2350 A	Puerto Rican Chamber of Commerce of Central Florida Resource Center (SF 3226)	187,500	-	187,500
2350 A	Small Business Microloan Program (HF 0283)	300,000	-	300,000
2479 A	Davie Fire Safety Mobile Classroom Vehicle (SF 2350) (HF 0714)	-	200,000	200,000
2479 A	Lauderhill Bunker Gear Contamination (SF 1987) (HF 1513)	-	227,142	227,142
2479 A	Baker Fire District Water Tanker Request (HF 0737)	410,000	-	410,000
2479 A	Miami-Dade Fire Rescue Mobile Command Post (SF 3058) (HF 1896)	600,000	-	600,000
2479 A	Pasco County Fire Mobile Command Vehicle (HF 0788)	900,000	-	900,000
2479 A	Ponce Inlet Fire Station Replacement Backup Generator (SF 1965) (HF 1885)	35,000	-	35,000
2479 A	Sanford Fire Department Station 40 Airpack Replacements (SF 1451) (HF 2079)	540,000	-	540,000
2479 A	Sanford Station 40 New Engine (SF 1450) (HF 2081)	367,500	-	367,500
2485 A	Bartow Public Safety Facility (SF 2045) (HF 0962)	-	500,000	500,000
2485 A	Madeira Beach - Public Works and Fire Station Facility (SF 2483) (HF 1643)	-	500,000	500,000
2485 A	Oakland Park Fire Station #20 (SF 2893) (HF 0922)	-	250,000	250,000
2485 A	Orange City Multipurpose Rescue Facility (SF 1961) (HF 0583)	-	500,000	500,000

**Fiscal Year 2023-24 Vetoed Appropriations**

<b>GAA Line Number</b>	<b>Title</b>	<b>General Revenue</b>	<b>Trust Funds</b>	<b>Total</b>
2485 A	Palm Beach Historic North Fire Station Resilience, Hardening, and Renovation (SF 1246) (HF 0849)	-	437,500	437,500
2485 A	Venice Fire Station #2 Relocation Project (Design) (SF 2580) (HF 0808)	-	500,000	500,000
2485 A	Boynton Beach Fire Rescue Fire Alerting System Upgrades (SF 2034) (HF 1110)	800,000	-	800,000
2485 A	Clermont Hartwood Marsh Fire Station Rebuild (SF 2013) (HF 1948)	500,000	-	500,000
2485 A	Dania Beach Fire Rescue Command Center and Training Facility Phase 1 (SF 2461) (HF 2075)	500,000	-	500,000
2485 A	Miami Fire- Rescue Fire Station 8 Renovation (SF 3190) (HF 0705)	570,161	-	570,161
2485 A	Ocean City-Wright Fire Control District Technical Rescue Training Facility (SF 2203) (HF 0310)	900,000	-	900,000
2485 A	Palm Coast Fire Station 22 (HF 0952)	5,000,000	-	5,000,000
2485 A	Pine Lakes Fire Station 15 (SF 1122) (HF 0584)	2,800,000	-	2,800,000
2485 A	Treasure Island Public Safety Complex (SF 2971) (HF 1635)	1,000,000	-	1,000,000
2710	Chattahoochee Emergency Management Building/City Hall (HF 0543) (SF 2941)	700,000	-	700,000
2710	City of Bradenton - Public Safety Operations Center (HF 1560) (SF 2387)	1,400,000	-	1,400,000
2710	Clay County Public Safety Warehouse Facility (HF 2040) (SF 1843)	750,000	-	750,000
2710	Indian River County Emergency Operations Center Expansion (HF 1311) (SF 2122)	1,300,000	-	1,300,000
2710	Nathan Benderson Park Secondary-Post Storm Shelter and Support Facility (HF 1440) (SF 2617)	4,000,000	-	4,000,000
2710	Palm Springs EOC/Police Department Expansion and Hardening (HF 0005) (SF 1007)	1,000,000	-	1,000,000
2710	Village of Virginia Gardens - City Hall ADA Upgrades/Public Safety Hardening Project (HF 0227) (SF 1338)	875,000	-	875,000
2844	Fixed Capital Outlay - Sixth District Court Of Appeal New Courthouse Construction - Dms Mgd	-	6,000,000	6,000,000
2970 A	Sanford Cybersecurity Zero Trust Program (SF 1448) (HF 2080)	160,000	-	160,000
2970 A	Town of Jupiter Town Hall Cybersecurity Infrastructure (SF 2349)	102,250	-	102,250
2987 A	Okeechobee Emergency SLERS Radio System (HF 2307)	412,503	-	412,503
2987 A	Palm Bay - Emergency Radio Equipment (SF 1966) (HF 0303)	479,831	-	479,831
2987 A	Seminole County Sheriff's Office Computer Aided Dispatch System (SF 1307) (HF 0198)	300,000	-	300,000
2987 A	Wakulla County Emergency Communications System (SF 2305) (HF 1637)	1,000,000	-	1,000,000
3233	The Commodore Trail Heritage Education Program (HF 0689) (SF 2766)	216,000	-	216,000
3237	Broad Street Historic Building Restoration (HF 1492) (SF 1676)	750,000	-	750,000
3237	Italian Club of Tampa - Restoration and Code Compliance Initiative (HF 0789) (SF 2518)	1,000,000	-	1,000,000
3237	Jacksonville Music History Museum - Casket Factory Restoration (HF 0738) (SF 2843)	500,000	-	500,000

Fiscal Year 2023-24 Vetoed Appropriations

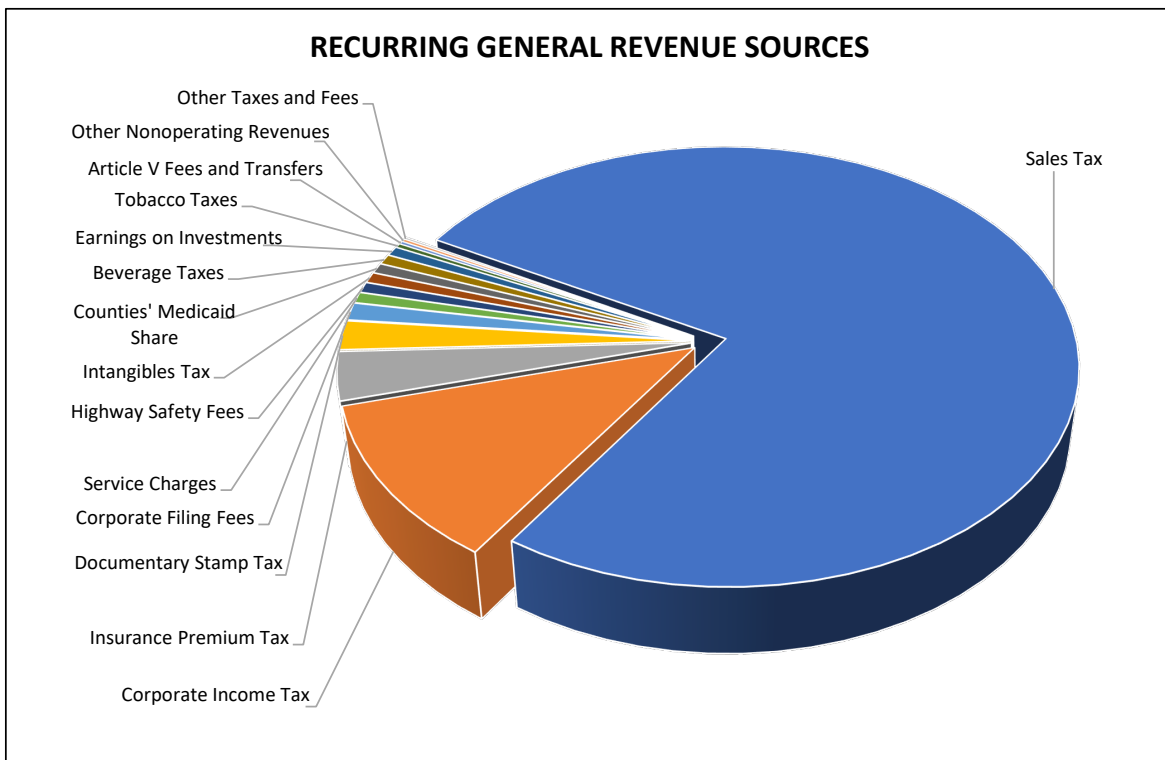
GAA Line Number	Title	General Revenue	Trust Funds	Total
3237	MartinArts: Arts Center for the Treasure Coast (HF 0062) (SF 1225)	250,000	-	250,000
3265	Black History Month Celebration - 1619Fest Orlando/Rebel Run 5K (HF 2326) (SF 3091)	160,000	-	160,000
3265	Florida's Black Music Legacy (SF 3118)	200,000	-	200,000
3265	Harry & Harriette V. Moore Cultural Complex - Cultural Programs & Animatronic Figures (HF 0559) (SF 2448)	200,000	-	200,000
3265	Historic Homestead Town Hall Museum (HF 1525) (SF 2858)	75,000	-	75,000
3265	Penny Lane Beatles Museum Education and Expansion (HF 0306) (SF 1695)	825,000	-	825,000
3265	The Florida Orchestra - Digital Concert Hall (HF 1071) (SF 2855)	500,000	-	500,000
3270 A	Bakehouse Art Complex Upgrades (HF 2025)	1,000,000	-	1,000,000
3270 A	Military History Museum Building Expansion - Osceola (SF 2937)	765,000	-	765,000
3270 A	Polk Museum of Art Expansion Project (HF 1003) (SF 2635)	500,000	-	500,000
3270 A	Ruth Eckerd Hall Public Safety and Rapid Response Improvements (HF 0995) (SF 2761)	482,000	-	482,000
3270 A	The Center for Arts & Innovation (HF 1285) (SF 2770)	750,000	-	750,000
3293 B	Polk County Courthouse Roof Replacement (SF 1259) (HF 0970)	2,000,000	-	2,000,000
<b>Subtotal Line Items</b>		<b>440,055,214</b>	<b>70,810,018</b>	<b>510,865,232</b>
Section 45	Early Learning - VPK Reversion	-	-	-
Section 79	MacTown Life Skills Services - Adult Day Training (SF 2881) - Revert and Reappropriate	-	-	-
<b>Subtotal Other Sections</b>		<b>-</b>	<b>-</b>	<b>-</b>
<b>Grand Total</b>		<b>440,055,214</b>	<b>70,810,018</b>	<b>510,865,232</b>



**Chart 9**  
**Projected Fiscal Year 2023-24 Recurring General Revenue Sources**  
**Adjusted for Measures Affecting Revenue**  
**(Dollars in Millions)**

Revenue Source	Dollars	Percent
Sales Tax	34,372.9	76.2%
Corporate Income Tax	5,201.7	11.5%
Insurance Premium Tax	1,591.9	3.5%
Documentary Stamp Tax	961.1	2.1%
Corporate Filing Fees	574.4	1.3%
Service Charges	351.9	0.8%
Highway Safety Fees	344.8	0.8%
Intangibles Tax	344.5	0.8%
Counties' Medicaid Share	329.4	0.7%
Beverage Taxes	324.8	0.7%
Earnings on Investments	306.3	0.7%
Tobacco Taxes	132.9	0.3%
Article V Fees and Transfers	94.5	0.2%
Other Nonoperating Revenues	91.4	0.2%
Other Taxes and Fees	67.3	0.1%
<b>Total Recurring General Revenue</b>	<b>45,089.8</b>	<b>100.0%</b>
Less: Refunds	(552.1)	
<b>Net Recurring General Revenue</b>	<b>44,537.7</b>	

Note: Subtotals and totals may not add due to rounding.



Note: As displayed here, recurring General Revenue sources do not include Financial Outlook Statement adjustments for federal funds interest payments or BP settlement agreement payments.

Note: The sources listed represent the top 14 revenue sources in descending magnitude of their contribution to General Revenue. "Other Taxes and Fees" also includes Parimutuels Tax and Severance Tax which contribute less than 0.1% each.

**GENERAL REVENUE FUND**  
**CONSENSUS REVENUE ESTIMATING CONFERENCE**  
**RETROSPECT**  
FY 2020-21 and FY 2021-22  
(Dollars in Millions)

DATE: January 13, 2023

	<u>RECURRING</u>	<u>NON- RECURRING</u>	<u>TOTAL</u>
<b>FUNDS AVAILABLE 2020-21</b>			
Balance Forward from 2019-20	0.0	6,319.9	6,319.9
Revenue Collections	36,759.4	(510.7)	36,248.7
BP Settlement Agreement Payment State Share	26.7	0.0	26.7
Tobacco Settlement Lawsuit Payment	0.0	192.9	192.9
Transfers from Trust Funds	0.0	504.5	504.5
Prior Years' Continuing Appropriations Reversions	0.0	54.0	54.0
Fixed Capital Outlay Reversions	0.0	14.6	14.6
FEMA Reimbursements (Irma & Michael)	0.0	53.1	53.1
FEMA Reimbursements (COVID-19)	0.0	143.3	143.3
2019 Medicaid Managed Care Achieved Savings Rebate	0.0	129.3	129.3
CARES Act - Emergency Rental Assistance	0.0	871.2	871.2
Opioid Lawsuit Settlement Payment	0.0	33.8	33.8
ARP Act of 2021 - State Fiscal Recovery Fund	0.0	4,408.3	4,408.3
ARP Act of 2021 - Homeowner Assistance Fund	0.0	67.6	67.6
ARP Act of 2021 - Emergency Rental Assistance	0.0	296.2	296.2
ARP Act of 2021 - Local Fiscal Recovery Fund	0.0	708.2	708.2
Federal Funds Interest Payment	(1.8)	0.0	(1.8)
Miscellaneous Adjustments	0.0	0.0	0.0
Total 2020-21 Funds Available	36,784.3	13,286.1	50,070.4
<b>EXPENDITURES 2020-21</b>			
State Operations	16,724.3	2,051.8	18,776.1
Aid to Local Government	16,779.3	(213.9)	16,565.4
Fixed Capital Outlay	40.7	97.7	138.4
Fixed Capital Outlay/Aid to Local Government	1.7	395.3	397.0
Transfer to Budget Stabilization Fund	0.0	100.0	100.0
Reemployment Assistance Tax Refunds	0.0	289.1	289.1
Miscellaneous Nonoperating Expenditures	0.0	2.5	2.5
Total 2020-21 Expenditures	33,546.1	2,722.5	36,268.6
<b>ENDING BALANCE</b>	<b>3,238.2</b>	<b>10,563.6</b>	<b>13,801.8</b>

The cash balance in the Budget Stabilization Fund (not shown here) at the end of FY 2020-21 was \$1,674.2 million. Amounts are displayed to one decimal place but calculated at the full dollar amount, so they may not add to the total.

**GENERAL REVENUE FUND**  
**CONSENSUS REVENUE ESTIMATING CONFERENCE**  
**RETROSPECT**  
FY 2020-21 and FY 2021-22  
(Dollars in Millions)

DATE: January 13, 2023

	<u>RECURRING</u>	<u>NON- RECURRING</u>	<u>TOTAL</u>
<b>FUNDS AVAILABLE 2021-22</b>			
Balance Forward from 2020-21	0.0	13,801.8	13,801.8
Prior Year Ending Adjustments	0.0	(180.4)	(180.4)
Revenue Collections	45,000.7	(999.7)	44,001.0
Transfers from Trust Funds	0.0	140.7	140.7
BP Settlement Agreement Payment State Share	26.7	0.0	26.7
Fixed Capital Outlay Reversions	0.0	14.2	14.2
Alzheimer's Disease Research Reversion (s. 381.82(8), F.S.)	0.0	0.2	0.2
FEMA Reimbursements (Irma, Michael, Sally & Dorian)	0.0	105.1	105.1
FEMA Reimbursements (COVID-19)	0.0	141.1	141.1
2020 Medicaid Managed Care Achieved Savings Rebate State Share	0.0	88.5	88.5
Early Reversion of Medicaid Surplus	0.0	186.3	186.3
ARP Act of 2021 - State Fiscal Recovery Fund	0.0	4,408.3	4,408.3
ARP Act of 2021 - Homeowner Assistance Fund	0.0	608.5	608.5
ARP Act of 2021 - Local Fiscal Recovery Fund	0.0	708.2	708.2
Federal Funds Interest Earnings Rebates	(0.2)	0.0	(0.2)
Miscellaneous Adjustments	0.0	0.0	0.0
Total 2021-22 Funds Available	45,027.2	19,022.8	64,050.0
<b>EXPENDITURES 2021-22</b>			
State Operations	18,395.5	785.5	19,181.0
Aid to Local Government	16,492.5	37.3	16,529.9
Fixed Capital Outlay	50.1	1,343.4	1,393.6
Fixed Capital Outlay/Aid to Local Government	0.0	372.1	372.1
Transfer to Emergency Preparedness and Response Fund	0.0	500.0	500.0
Transfers to Trust Funds from American Rescue Plan Act Funds	0.0	3,110.7	3,110.7
Reemployment Assistance Tax Refunds	0.0	157.0	157.0
Miscellaneous Nonoperating Expenditures	0.0	2.6	2.6
Total 2021-22 Expenditures	34,938.2	6,308.7	41,246.9
<b>ENDING BALANCE</b>	<b>10,089.0</b>	<b>12,714.1</b>	<b>22,803.1</b>

The cash balance in the Budget Stabilization Fund (not shown here) at the end of FY 2021-22 was \$2,730.2 million. Amounts are displayed to one decimal place but calculated at the full dollar amount, so they may not add to the total.

**GENERAL REVENUE FUND  
FINANCIAL OUTLOOK STATEMENT**

Post Session, Including Results of Regular Session 2023, and Other Adjustments as of May 5, 2023  
FY 2022-23 through FY 2027-28  
(Dollars in Millions)

DATE: July 25, 2023

	<u>RECURRING</u>	<u>NON- RECURRING</u>	<u>TOTAL</u>
<b>FUNDS AVAILABLE 2022-23</b>			
Balance Forward from 2021-22	0.0	22,803.1	22,803.1
Estimated Revenues	46,586.4	(322.3)	46,264.1
Measures Affecting Revenue (2023 Regular Session)	0.0	(20.3)	(20.3)
HB 5001 (2022) Trust Fund Transfers (Line Item 611; s. 194) (Net of Vetoes)	0.0	46.8	46.8
SB 2500 (2023) Trust Fund Transfer (s. 106)	0.0	10.3	10.3
BP Settlement Agreement Payment State Share (C)	26.7	0.0	26.7
FEMA Reimbursements (Irma, Michael & Sally)	0.0	71.8	71.8
FEMA Reimbursement (COVID-19)	0.0	278.4	278.4
2021 Medicaid Managed Care Achieved Savings Rebate State Share	0.0	101.5	101.5
Fixed Capital Outlay Reversions	0.0	0.2	0.2
SB 2500 (2023) Revert PY GR Transfer to State Transportation Trust Fund (s. 233)	0.0	25.0	25.0
Federal Funds Interest Earnings Rebate	(0.7)	0.0	(0.7)
Total 2022-23 Funds Available (A) (B) (D)	46,612.4	22,994.5	69,606.9
<b>EFFECTIVE APPROPRIATIONS 2022-23</b>			
State Operations	21,315.9	1,912.9	23,228.8
Aid to Local Government	17,595.8	(210.1)	17,385.7
Fixed Capital Outlay	50.9	810.9	861.8
Fixed Capital Outlay/Aid to Local Government	0.0	1,312.7	1,312.7
HB 5001 (2022) Transfer to State Employees' Health Insurance Trust Fund (s. 199)	0.0	200.0	200.0
HB 5001 (2022) Transfer to Budget Stabilization Fund (s. 200)	0.0	410.0	410.0
SB 2500 (2023) Transfer to State Transportation Trust Fund - Move Florida Forward (s. 215) (K)	0.0	4,000.0	4,000.0
SB 2500 (2023) Transfer to Risk Management Trust Fund (s. 241)	0.0	70.0	70.0
SB 2500 (2023) Transfer to Medical Care Trust Fund (s. 241)	0.0	160.0	160.0
SB 2500 (2023) Transfer to Tobacco Settlement Trust Fund (s. 244)	0.0	25.1	25.1
Indian Gaming Local Distribution (F)	0.0	5.6	5.6
Reappropriations (E) (I)	0.0	1,357.3	1,357.3
Contingency Reserve for CS/SB 2-D (Ch. 2022-268, L.O.F.) (H)	0.0	1,204.5	1,204.5
Transfer for Reinsurance Assistance to Policyholders Program (H)	0.0	800.5	800.5
Transfers to Emergency Preparedness and Response Fund	0.0	1,920.0	1,920.0
Contingency Reserve for SB 2-A (Ch. 2022-271, L.O.F.) (J)	0.0	1,004.0	1,004.0
Transfer for Florida Optional Reinsurance Assistance Program (J)	0.0	2.0	2.0

**GENERAL REVENUE FUND  
FINANCIAL OUTLOOK STATEMENT**

Post Session, Including Results of Regular Session 2023, and Other Adjustments as of May 5, 2023  
FY 2022-23 through FY 2027-28  
(Dollars in Millions)

DATE: July 25, 2023

	<u>RECURRING</u>	<u>NON- RECURRING</u>	<u>TOTAL</u>
<b>EFFECTIVE APPROPRIATIONS 2022-23, continued</b>			
Budget Amendments - Campaign Finance Match	0.0	13.1	13.1
Budget Amendments - Coronavirus State Fiscal Recovery Fund (E) (G)	0.0	4,377.3	4,377.3
Budget Amendments - Service Member Death Benefits	0.0	0.4	0.4
Transfer to Trust Funds for Motor Fuel Tax Relief (G)	0.0	200.0	200.0
Transfer to State Transportation Trust Fund for Toll Relief (Ch. 2022-270, L.O.F.)	0.0	500.0	500.0
Bills with Appropriations (2023) (Net of Vetoes)	0.0	102.7	102.7
SB 2500 (2023) Supplemental Appropriations (ss. 50,57, 60,64,65,71,77,88,101,103,104,113,114,123,124,142, 143,146,180,209,212,234,237)	0.0	1,480.6	1,480.6
SB 2500 (2023) Reversions (ss. 66,68,69,233)	0.0	(2,185.5)	(2,185.5)
SB 2500 (2023) Reversions with Reappropriations (ss. 55, 56,108,112,140,153,162)	0.0	(27.8)	(27.8)
Total 2022-23 Effective Appropriations	<u>38,962.6</u>	<u>19,446.2</u>	<u>58,408.8</u>
<b>ENDING BALANCE (A) (B)</b>	<b>7,649.8</b>	<b>3,548.3</b>	<b>11,198.1</b>
<b>FUNDS AVAILABLE 2023-24</b>			
Balance Forward from 2022-23	0.0	11,198.1	11,198.1
Estimated Revenues	45,091.8	208.8	45,300.6
Measures Affecting Revenue (2023 Regular Session)	(554.1)	(649.2)	(1,203.3)
SB 2500 (2023) Trust Fund Transfers (Line Item 627; s. 232)	0.0	51.8	51.8
BP Settlement Agreement Payment State Share (C)	26.7	0.0	26.7
Unused Appropriations/Reversions	0.0	110.4	110.4
Fixed Capital Outlay Reversions	0.0	3.8	3.8
Federal Funds Interest Earnings Rebate	(11.3)	0.0	(11.3)
Total 2023-24 Funds Available (A) (B)	<u>44,553.1</u>	<u>10,923.7</u>	<u>55,476.8</u>
<b>EFFECTIVE APPROPRIATIONS 2023-24</b>			
SB 2500 (2023) General Appropriations Act (ss. 1-7)	41,595.9	4,908.7	46,504.6
SB 2500 (2023) Vetoes (ss. 1-7)	(2.1)	(438.0)	(440.1)
SB 2500 (2023) Supplemental Appropriations (ss. 54,211)	0.7	350.0	350.7
SB 2500 (2023) Transfers to State Employees' Health Insurance Trust Fund (ss. 238,242)	0.0	200.0	200.0
SB 2500 (2023) Transfer to Division of Bond Finance (s. 239)	0.0	200.0	200.0
SB 2500 (2023) Transfers to Housing Trust Funds (s. 243)	0.0	110.0	110.0
SB 2500 (2023) Transfer to Emergency Preparedness and Response Fund (s. 245)	0.0	500.0	500.0

**GENERAL REVENUE FUND  
FINANCIAL OUTLOOK STATEMENT**

Post Session, Including Results of Regular Session 2023, and Other Adjustments as of May 5, 2023  
FY 2022-23 through FY 2027-28  
(Dollars in Millions)

DATE: July 25, 2023

	<u>RECURRING</u>	<u>NON- RECURRING</u>	<u>TOTAL</u>
<b>EFFECTIVE APPROPRIATIONS 2023-24, continued</b>			
SB 2500 (2023) Transfer to Budget Stabilization			
Fund (s. 246) (A)	0.0	1,000.0	1,000.0
Reappropriations (E) (G)	0.0	27.8	27.8
Bills with Appropriations (2023) (Net of Vetoes)	55.4	781.8	837.2
Total 2023-24 Effective Appropriations	41,649.9	7,640.3	49,290.2
<b>ENDING BALANCE (A) (B)</b>	2,903.2	3,283.4	6,186.6
<b>FUNDS AVAILABLE 2024-25</b>			
Balance Forward from 2023-24	0.0	6,186.6	6,186.6
Estimated Revenues	46,698.0	138.0	46,836.0
Measures Affecting Revenue (2023 Regular Session)	(562.4)	(52.0)	(614.4)
BP Settlement Agreement Payment State Share (C)	26.7	0.0	26.7
Unused Appropriations/Reversions	0.0	110.4	110.4
Fixed Capital Outlay Reversions	0.0	3.8	3.8
Federal Funds Interest Earnings Rebate	(7.9)	0.0	(7.9)
Total 2024-25 Funds Available (A) (B)	46,154.4	6,386.8	52,541.1
<b>FUNDS AVAILABLE 2025-26</b>			
Estimated Revenues	47,930.3	275.0	48,205.3
Measures Affecting Revenue (2023 Regular Session)	(567.9)	(4.5)	(572.4)
BP Settlement Agreement Payment State Share (C)	26.7	0.0	26.7
Unused Appropriations/Reversions	0.0	110.4	110.4
Fixed Capital Outlay Reversions	0.0	3.8	3.8
Federal Funds Interest Earnings Rebate	(3.0)	0.0	(3.0)
Total 2025-26 Funds Available (A) (B)	47,386.1	384.7	47,770.8
<b>FUNDS AVAILABLE 2026-27</b>			
Estimated Revenues	49,520.8	67.5	49,588.3
Measures Affecting Revenue (2023 Regular Session)	(572.8)	(0.3)	(573.1)
BP Settlement Agreement Payment State Share (C)	26.7	0.0	26.7
Unused Appropriations/Reversions	0.0	110.4	110.4
Fixed Capital Outlay Reversions	0.0	3.8	3.8
Federal Funds Interest Earnings Rebate	(2.4)	0.0	(2.4)
Total 2026-27 Funds Available (A) (B)	48,972.3	181.4	49,153.7

**GENERAL REVENUE FUND  
FINANCIAL OUTLOOK STATEMENT**

Post Session, Including Results of Regular Session 2023, and Other Adjustments as of May 5, 2023  
FY 2022-23 through FY 2027-28  
(Dollars in Millions)

DATE: July 25, 2023

	<u>RECURRING</u>	<u>NON- RECURRING</u>	<u>TOTAL</u>
<b>FUNDS AVAILABLE 2027-28</b>			
Estimated Revenues	51,087.0	22.5	51,109.5
Measures Affecting Revenue (2023 Regular Session)	(576.7)	0.0	(576.7)
BP Settlement Agreement Payment State Share (C)	26.7	0.0	26.7
Unused Appropriations/Reversions	0.0	110.4	110.4
Fixed Capital Outlay Reversions	0.0	3.8	3.8
Federal Funds Interest Earnings Rebate	(2.6)	0.0	(2.6)
<b>Total 2027-28 Funds Available (A) (B)</b>	<b>50,534.4</b>	<b>136.7</b>	<b>50,671.1</b>

- (A) The cash balance in the Budget Stabilization Fund (not shown here) at the time of this Outlook is \$4,140.2 million, and includes the FY 2023-24 \$1,000.0 million General Revenue transfer and the FY 2021-22 and FY 2022-23 transfers of \$1,056.0 million from the Lawton Chiles Endowment Fund. Based on the cash balance in the fund and the March 13, 2023 forecast, which did not include Measures Affecting Revenue, transfers for FY 2024-25 through FY 2027-28 will not be required.
- (B) This financial statement is based on current law as it is currently administered. It does not include the potential effect of any legal actions that might affect revenues or appropriations. The Attorney General periodically issues an update on any such litigation. In addition, it does not recognize any projected deficits or surpluses in any spending programs unless specifically stated.
- (C) Payments are associated with the settlement reached in In re: Oil Spill by the Oil Rig "Deepwater Horizon" in the Gulf of Mexico, MDL No. 2179 (April 20, 2010). The payments are in consideration of the full and complete settlement and release of claims by the state for various damages. It provides a total payment to the State of Florida of \$2.0 billion over the period FY 2016-17 through FY 2032-33. The first payment of \$400 million was received on July 1, 2016. Annual payments of \$106.7 million began in FY 2018-19. Pursuant to Chapter 2017-63, L.O.F., 75 percent of all payments to the state must be transferred immediately from the General Revenue Fund to the Triumph Gulf Coast Trust Fund for subsequent transfer to a trust account held by Triumph Gulf Coast, Inc. The revenue numbers shown here are net of this transfer.
- (D) The American Rescue Plan (ARP) Act of 2021 (Public Law 117-2; enacted 3/11/2021) continues the federal government support to state and local governments, individuals, businesses, and specific industries dealing with the COVID-19 pandemic and its associated economic consequences. The Act includes, among other items, the Coronavirus State Fiscal Recovery Fund to cover increased expenditures, replenish lost revenue and mitigate economic harm; the Homeowner Assistance Fund to mitigate mortgage delinquencies, defaults, foreclosures, loss of utilities or home energy services; Emergency Rental Assistance to provide relief in the same manner as provided in the Emergency Rental Assistance program established in the Consolidated Appropriations Act of 2021; the Capital Projects Fund to support work, education and health monitoring, and the State Small Business Credit Initiative to inject capital into state small business support and capital access programs, provide collateral support, facilitate loan participation, and enable credit guarantee programs. To date, Florida has received all of the distributions for the State Fiscal Recovery Fund (\$8,816.6 million), Local Fiscal Recovery Fund (\$1,416.4 million), and the Homeowners Assistance Fund (\$676.1 million), and a partial distribution for Emergency Rental Assistance (\$296.2 million).

**GENERAL REVENUE FUND  
FINANCIAL OUTLOOK STATEMENT**

Post Session, Including Results of Regular Session 2023, and Other Adjustments as of May 5, 2023  
FY 2022-23 through FY 2027-28  
(Dollars in Millions)

DATE: July 25, 2023

	<u>RECURRING</u>	<u>NON- RECURRING</u>	<u>TOTAL</u>
(E) In Section 152 of the Fiscal Year 2021-22 General Appropriations Act, the Legislature authorized up to \$6,696.5 million in nonrecurring appropriations for the 2020-21 fiscal year contingent upon the Department of Financial Services receiving and depositing into the General Revenue Fund any amount from the state's allocation from the federal Coronavirus State Fiscal Recovery Fund. The Governor vetoed \$1.35 billion, reducing the total to \$5,346.5 million. The state received \$4,408.3 million on May 19, 2021. Any unexpended balances of funds remaining at June 30, 2021, were reverted and reappropriated for the same purposes in the 2021-22 fiscal year. Amendments to the Fiscal Year 2021-22 budget began July 28, 2021. In Sections 195 and 196 of the Fiscal Year 2022-23 General Appropriations Act, the Legislature specified that any unexpended balances remaining at June 30, 2022, are reverted and reappropriated for the same purposes in the 2022-23 fiscal year. In Section 233 of the Fiscal Year 2023-24 General Appropriations Act, the Legislature reverted and reappropriated \$64.0 million from Section 195 and \$25.0 million from Section 196 for new projects in Fiscal Year 2022-23. In addition, the Legislature specified that any unexpended balances remaining at June 30, 2023, are reverted and reappropriated for the same purposes in Fiscal Year 2023-24.			
(F) Three percent of the amount paid by the Seminole Tribe to the state under the Indian Gaming Compact is designated as the local government share			
(G) In Section 197 of the Fiscal Year 2022-23 General Appropriations Act, the Legislature authorized up to \$3,470.1 million in nonrecurring appropriations for the 2021-22 fiscal year contingent upon the Department of Financial Services receiving and depositing into the General Revenue Fund the second distribution of the state's allocation from the federal Coronavirus State Fiscal Recovery Fund. The Governor vetoed \$37.1 million, reducing the total to \$3,433.0 million. Any unexpended balances of funds remaining at June 30, 2022, are reverted and reappropriated for the same purposes in the 2022-23 fiscal year. In Section 233 of the Fiscal Year 2023-24 General Appropriations Act, the Legislature appropriated \$37.1 million from the vetoed projects, and reverted and reappropriated \$226.4 million from Section 197 for new projects in Fiscal Year 2022-23. In addition, the Legislature specified that any unexpended balances remaining at June 30, 2023, are reverted and reappropriated for the same purposes in Fiscal Year 2023-24			
(H) Legislation passed during Special Session D (Ch. 2022-268, L.O.F.) authorizes transfers of up to \$2 billion from the General Revenue Fund to the State Board of Administration to cover the state's financial obligations resulting from the Reinsurance to Assist Policyholders (RAP) Program, and up to \$5 million for the administration of the program and post-event examinations for covered events that require RAP coverage. The actual transfers, if any, are contingent on individual insurers' hurricane-related losses exceeding levels specified in the legislation.			
(I) In Section 177 of the Fiscal Year 2022-23 General Appropriations Act, the Legislature appropriated \$708.2 million for the 2020-21 fiscal year to the Executive Office of the Governor, Division of Emergency Management to distribute funds received from the federal Coronavirus Local Fiscal Recovery Fund for non-entitlement units of local government contingent upon the Department of Financial Services receiving and depositing adequate funds into the General Revenue Fund from the United States Treasury. The state received \$708.2 million on June 7, 2022. Any unexpended balances of funds remaining on June 30, 2022, are reverted and reappropriated for Fiscal Year 2022-23 for the same purpose.			
(J) Legislation passed during Special Session 2022A (Ch. 2022-271, L.O.F.) authorizes transfers of up to \$1 billion from the General Revenue Fund to the State Board of Administration to cover the state's financial obligations resulting from the Florida Optional Reinsurance Assistance (FORA) Program, and up to \$6 million for the administration of the program and post-event examinations for covered events that require FORA coverage. The actual transfers, if any, are contingent on individual insurers' hurricane-related losses exceeding levels specified in the legislation.			
(K) The transfer to the State Transportation Trust Fund is contingent on Legislative Budget Commission approval of a budget amendment pursuant to the provisions of chapter 216, Florida Statutes, that includes a project list, implementation schedule, finance plan, and budget authority necessary to implement the initiative.			



**EDUCATIONAL ENHANCEMENT TRUST FUND**  
**CONSENSUS REVENUE ESTIMATING CONFERENCE**  
**RETROSPECT**  
FY 2020-21 and FY 2021-22  
(Dollars in Millions)

DATE: January 13, 2023

	<u>RECURRING</u>	<u>NON- RECURRING</u>	<u>TOTAL</u>
<b>FUNDS AVAILABLE 2020-21</b>			
Balance Forward from 2019-20	0.0	151.3	151.3
Revenue from Lottery Ticket Sales	2,246.0	0.0	2,246.0
Prior Year Closing Adjustment	2.3	8.0	10.3
Revenue from Slot Machine Activity	168.2	0.0	168.2
Other Revenue (Transferred SUT Collection Allowance)	1.1	0.0	1.1
Refunds and Miscellaneous Revenue	4.5	0.0	4.5
FCO Reversions	0.0	0.0	0.0
Interest Earnings	4.0	0.0	4.0
Total 2020-21 Funds Available	2,426.2	159.3	2,585.5
<b>EXPENDITURES 2020-21</b>			
Public Schools	395.8	95.8	491.6
Workforce Education	91.1	0.0	91.1
State University System	429.8	0.0	429.8
Florida College System	168.2	0.0	168.2
Bright Futures	633.4	18.6	652.0
Student Financial Assistance	72.3	0.0	72.3
Miscellaneous Nonoperating Expenditures	1.1	0.0	1.1
Debt Service on Lottery Bonds	174.5	0.0	174.5
Total 2020-21 Expenditures	1,966.3	114.4	2,080.6
<b>AVAILABLE RESERVES</b>	<b>459.9</b>	<b>44.9</b>	<b>504.8</b>
<b>FUNDS AVAILABLE 2021-22</b>			
Balance Forward from 2020-21	0.0	504.8	504.8
Revenue from Lottery Ticket Sales	2,382.0	0.0	2,382.0
Prior Year Closing Adjustment	2.3	8.3	10.6
Revenue from Slot Machine Activity	241.0	0.0	241.0
Other Revenue (Transferred SUT Collection Allowance)	1.3	0.0	1.3
Refunds and Miscellaneous Revenue	4.5	0.0	4.5
Interest Earnings	3.6	0.0	3.6
Total 2021-22 Funds Available	2,634.8	513.2	3,148.0

**EDUCATIONAL ENHANCEMENT TRUST FUND**  
**CONSENSUS REVENUE ESTIMATING CONFERENCE**  
**RETROSPECT**  
 FY 2020-21 and FY 2021-22  
 (Dollars in Millions)

DATE: January 13, 2023

	<u>RECURRING</u>	<u>NON- RECURRING</u>	<u>TOTAL</u>
<b>EXPENDITURES 2021-22</b>			
Public Schools	459.9	267.4	727.4
Workforce Education	106.6	0.0	106.6
State University System	503.1	0.0	503.1
Florida College System	196.9	0.0	196.9
Bright Futures	606.8	0.0	606.8
Student Financial Assistance	84.6	0.0	84.6
Debt Service on Lottery Bonds	161.8	0.0	161.8
Miscellaneous Nonoperating Expenditures	1.3	0.0	1.3
Total 2021-22 Expenditures	2,121.1	267.4	2,388.5
<b>AVAILABLE RESERVES</b>	<b>513.7</b>	<b>245.7</b>	<b>759.5</b>

Amounts are displayed to one decimal place, but calculated at the full dollar amount so they may not add to the total.

**EDUCATIONAL ENHANCEMENT TRUST FUND  
FINANCIAL OUTLOOK STATEMENT**

Post Session, Including Results of 2023 Regular Session  
FY 2022-23 through FY 2027-28  
(Dollars in Millions)

DATE: July 25, 2023

	<u>RECURRING</u>	<u>NON- RECURRING</u>	<u>TOTAL</u>
<b>FUNDS AVAILABLE 2022-23</b>			
Balance Forward from 2021-22	0.0	759.5	759.5
Estimated Revenues from Lottery Ticket Sales	2,497.8	0.0	2,497.8
Prior Year Closing Adjustment	2.3	6.2	8.5
Estimated Revenues from Slot Machine Activity	242.6	0.0	242.6
Interest Earnings	11.1	0.0	11.1
Total 2022-23 Funds Available	<u>2,753.8</u>	<u>765.7</u>	<u>3,519.5</u>
<b>EFFECTIVE APPROPRIATIONS 2022-23</b>			
Public Schools	566.8	404.6	971.4
Workforce Education	130.5	0.0	130.5
State University System	615.6	0.0	615.6
Florida College System	241.0	0.0	241.0
Bright Futures	620.9	0.0	620.9
Student Financial Assistance	103.5	0.0	103.5
Class Size Reduction/Debt Service	127.9	0.0	127.9
Other Education Facilities	6.6	0.0	6.6
LBC Budget Amendment (#422)	0.0	15.0	15.0
Total 2022-23 Effective Appropriations	<u>2,412.8</u>	<u>419.6</u>	<u>2,832.4</u>
<b>AVAILABLE RESERVES</b>	<b>341.0</b>	<b>346.1</b>	<b>687.1</b>
<b>FUNDS AVAILABLE 2023-24</b>			
Balance Forward from 2022-23	0.0	687.1	687.1
Estimated Revenues from Lottery Ticket Sales	2,333.2	0.0	2,333.2
Measures Affecting Revenue (2023 Regular Session)	0.0	(37.1)	(37.1)
Prior Year Closing Adjustment	2.3	5.2	7.5
Estimated Revenues from Slot Machine Activity	245.4	0.0	245.4
Interest Earnings	13.0	0.0	13.0
Total 2023-24 Funds Available	<u>2,593.9</u>	<u>655.2</u>	<u>3,249.1</u>
<b>EFFECTIVE APPROPRIATIONS 2023-24</b>			
Public Schools	644.2	562.2	1,206.5
Workforce Education	148.3	0.0	148.3
State University System	699.6	0.0	699.6
Florida College System	273.9	0.0	273.9
Bright Futures	590.7	0.0	590.7
Student Financial Assistance	117.6	0.0	117.6
Class Size Reduction/Debt Service	113.3	0.0	113.3
Other Education Facilities	6.3	0.0	6.3
Total 2023-24 Effective Appropriations	<u>2,593.9</u>	<u>562.2</u>	<u>3,156.1</u>
<b>AVAILABLE RESERVES</b>	<b>0.0</b>	<b>93.0</b>	<b>93.0</b>

**EDUCATIONAL ENHANCEMENT TRUST FUND  
FINANCIAL OUTLOOK STATEMENT**

Post Session, Including Results of 2023 Regular Session  
FY 2022-23 through FY 2027-28  
(Dollars in Millions)

DATE: July 25, 2023

	<u>RECURRING</u>	<u>NON- RECURRING</u>	<u>TOTAL</u>
<b>FUNDS AVAILABLE 2024-25</b>			
Balance Forward from 2023-24	0.0	93.0	93.0
Estimated Revenues from Lottery Ticket Sales	2,303.5	0.0	2,303.5
Measures Affecting Revenue (2023 Regular Session)	0.0	(0.7)	(0.7)
Prior Year Closing Adjustment	2.3	5.2	7.5
Estimated Revenues from Slot Machine Activity	247.9	0.0	247.9
Interest Earnings	14.4	0.0	14.4
Total 2024-25 Funds Available	2,568.1	97.5	2,665.6
<b>FUNDS AVAILABLE 2025-26</b>			
Estimated Revenues from Lottery Ticket Sales	2,327.5	0.0	2,327.5
Prior Year Closing Adjustment	2.3	5.2	7.5
Estimated Revenues from Slot Machine Activity	250.7	0.0	250.7
Interest Earnings	14.3	0.0	14.3
Total 2025-26 Funds Available	2,594.8	5.2	2,600.0
<b>FUNDS AVAILABLE 2026-27</b>			
Estimated Revenues from Lottery Ticket Sales	2,618.1	5.2	2,623.3
Prior Year Closing Adjustment	2.3	5.2	7.5
Estimated Revenues from Slot Machine Activity	253.5	0.0	253.5
Interest Earnings	14.4	0.0	14.4
Total 2026-27 Funds Available	2,618.1	5.2	2,623.3
<b>FUNDS AVAILABLE 2027-28</b>			
Estimated Revenues from Lottery Ticket Sales	2,363.1	0.0	2,363.1
Prior Year Closing Adjustment	2.3	5.2	7.5
Estimated Revenues from Slot Machine Activity	256.3	0.0	256.3
Interest Earnings	14.5	0.0	14.5
Total 2027-28 Funds Available	2,636.2	5.2	2,641.4

**STATE SCHOOL TRUST FUND**  
**CONSENSUS REVENUE ESTIMATING CONFERENCE**  
**RETROSPECT**  
FY 2020-21 and FY 2021-22  
(Dollars in Millions)

DATE: January 13, 2023

	<u>RECURRING</u>	<u>NON- RECURRING</u>	<u>TOTAL</u>
<b>FUNDS AVAILABLE 2020-21</b>			
Balance Forward from 2019-20	0.0	128.1	128.1
Transfers from Unclaimed Property TF	328.5	0.0	328.5
Sale of Surplus Land	0.0	14.8	14.8
Miscellaneous Revenue	1.5	0.0	1.5
Interest Earnings	2.3	0.0	2.3
Total 2020-21 Funds Available (A)	332.3	142.9	475.1
<b>EXPENDITURES 2020-21</b>			
Grants & Aids/Florida Education Finance Program	71.9	101.3	173.2
Class Size Reduction	86.2	0.0	86.2
School Board of Miami-Dade Property Purchase	0.0	14.8	14.8
Total 2020-21 Expenditures	158.1	116.1	274.1
<b>AVAILABLE RESERVES (A)</b>	<b>174.2</b>	<b>26.8</b>	<b>201.0</b>
<b>FUNDS AVAILABLE 2021-22</b>			
Balance Forward from 2020-21	0.0	201.0	201.0
Transfers from Unclaimed Property TF	263.3	0.0	263.3
Miscellaneous Revenue	1.5	2.6	4.0
Interest Earnings	1.5	0.0	1.5
Total 2021-22 Funds Available (A)	266.3	203.6	469.9
<b>EXPENDITURES 2021-22</b>			
Grants & Aids/Florida Education Finance Program	25.3	62.2	87.5
Class Size Reduction	86.2	0.0	86.2
Miscellaneous Nonoperating Expenditures	0.0	1.1	1.1
Total 2021-22 Expenditures	111.4	63.3	174.8
<b>AVAILABLE RESERVES (A)</b>	<b>154.9</b>	<b>140.2</b>	<b>295.1</b>

(A) Amounts are displayed to one decimal place, but calculated at the full dollar amount so they may not add to the total.

**STATE SCHOOL TRUST FUND  
FINANCIAL OUTLOOK STATEMENT**

Post Session, Including Results of 2023 Regular Session  
FY 2022-23 through FY 2027-28  
(Dollars in Millions)

DATE: July 25, 2023

	<u>RECURRING</u>	<u>NON- RECURRING</u>	<u>TOTAL</u>
<b>FUNDS AVAILABLE 2022-23</b>			
Balance Forward from 2021-22	0.0	295.1	295.1
Estimated Transfers from Unclaimed Property TF	226.2	58.8	285.0
Miscellaneous Revenue	1.5	0.0	1.5
Interest Earnings	4.8	0.0	4.8
Total 2022-23 Funds Available	232.5	353.9	586.4
<b>EFFECTIVE APPROPRIATIONS 2022-23</b>			
Florida Education Finance Program	91.6	155.3	246.9
Class Size Reduction	86.2	0.0	86.2
Total 2022-23 Effective Appropriations	177.8	155.3	333.1
<b>AVAILABLE RESERVES</b>	<b>54.7</b>	<b>198.6</b>	<b>253.3</b>
<b>FUNDS AVAILABLE 2023-24</b>			
Balance Forward from 2022-23	0.0	253.3	253.3
Estimated Transfers from Unclaimed Property TF	227.6	16.2	243.8
Miscellaneous Revenue	1.5	0.0	1.5
Interest Earnings	5.1	0.0	5.1
Total 2023-24 Funds Available	234.2	269.5	503.7
<b>EFFECTIVE APPROPRIATIONS 2023-24</b>			
Florida Education Finance Program	148.1	207.0	355.1
Class Size Reduction	86.1	0.0	86.1
Total 2023-24 Effective Appropriations	234.2	207.0	441.2
<b>AVAILABLE RESERVES</b>	<b>0.0</b>	<b>62.5</b>	<b>62.5</b>
<b>FUNDS AVAILABLE 2024-25</b>			
Balance Forward from 2023-24	0.0	62.5	62.5
Estimated Transfers from Unclaimed Property TF	242.0	0.0	242.0
Miscellaneous Revenue	1.5	0.0	1.5
Interest Earnings	5.7	0.0	5.7
Total 2024-25 Funds Available	249.2	62.5	311.7
<b>FUNDS AVAILABLE 2025-26</b>			
Estimated Transfers from Unclaimed Property TF	248.4	0.0	248.4
Miscellaneous Revenue	1.5	0.0	1.5
Interest Earnings	5.7	0.0	5.7
Total 2025-26 Funds Available	255.6	0.0	255.6

**STATE SCHOOL TRUST FUND  
FINANCIAL OUTLOOK STATEMENT**

Post Session, Including Results of 2023 Regular Session  
FY 2022-23 through FY 2027-28  
(Dollars in Millions)

DATE: July 25, 2023

	<u>RECURRING</u>	<u>NON- RECURRING</u>	<u>TOTAL</u>
<b>FUNDS AVAILABLE 2026-27</b>			
Estimated Transfers from Unclaimed Property TF	255.9	0.0	255.9
Miscellaneous Revenue	1.5	0.0	1.5
Interest Earnings	5.9	0.0	5.9
Total 2026-27 Funds Available	263.3	0.0	263.3
<b>FUNDS AVAILABLE 2027-28</b>			
Estimated Transfers from Unclaimed Property TF	262.6	0.0	262.6
Miscellaneous Revenue	1.5	0.0	1.5
Interest Earnings	6.0	0.0	6.0
Total 2027-28 Funds Available	270.1	0.0	270.1

**TOBACCO SETTLEMENT TRUST FUND**  
**CONSENSUS REVENUE ESTIMATING CONFERENCE**  
**RETROSPECT**  
FY 2020-21 and FY 2021-22  
(Dollars in Millions)

DATE: January 13, 2023

	<u>RECURRING</u>	<u>NON- RECURRING</u>	<u>TOTAL</u>
<b>FUNDS AVAILABLE 2020-21</b>			
Balance Forward from 2019-20	0.0	40.9	40.9
Annual Settlement Payments	402.3	0.0	402.3
Liggett Settlement Payment	0.3	0.0	0.3
Transfer from Lawton Chiles Endowment	7.7	0.0	7.7
Miscellaneous Revenues	0.0	0.1	0.1
Interest Earnings	0.8	0.0	0.8
Total 2020-21 Funds Available (A)	411.0	41.0	452.0
<b>EXPENDITURES 2020-21</b>			
Agency for Health Care Administration	279.1	83.5	362.6
Department of Health Tobacco Prevention and Education	71.4	0.0	71.4
Total 2020-21 Expenditures	350.6	83.5	434.1
<b>AVAILABLE RESERVES (A)</b>	<b>60.5</b>	<b>(42.5)</b>	<b>17.9</b>
<b>FUNDS AVAILABLE 2021-22</b>			
Balance Forward from 2020-21	0.0	17.9	17.9
Annual Settlement Payments	411.8	0.0	411.8
Liggett Settlement Payment	0.3	0.0	0.3
Miscellaneous Revenues	0.0	0.1	0.1
Interest Earnings	0.3	0.0	0.3
Total 2021-22 Funds Available (A)	412.4	18.0	430.4
<b>EXPENDITURES 2021-22</b>			
Agency for Health Care Administration	334.8	0.0	334.8
Department of Health Tobacco Prevention and Education	72.6	0.0	72.6
Total 2021-22 Expenditures	407.4	0.0	407.4
<b>AVAILABLE RESERVES (A)</b>	<b>4.9</b>	<b>18.0</b>	<b>22.9</b>

(A) Amounts are displayed to one decimal place, but calculated at the full dollar amount so they may not add to the total.



**TOBACCO SETTLEMENT TRUST FUND  
FINANCIAL OUTLOOK STATEMENT**

Post Session, Including Results of 2023 Regular Session  
FY 2022-23 through FY 2027-28  
(Dollars in Millions)

DATE: July 25, 2023

	<u>RECURRING</u>	<u>NON- RECURRING</u>	<u>TOTAL</u>
<b>FUNDS AVAILABLE 2022-23</b>			
Balance Forward from 2021-22	0.0	22.9	22.9
Expected Payments Estimate	384.8	0.0	384.8
Liggett Settlement Payment	0.3	0.0	0.3
SB 2500 (2023) Transfer from General Revenue (s. 244)	0.0	25.1	25.1
Interest Earnings	0.2	0.0	0.2
Total 2022-23 Funds Available	<u>385.3</u>	<u>48.0</u>	<u>433.3</u>
<b>EFFECTIVE APPROPRIATIONS 2022-23</b>			
Agency for Health Care Administration	360.1	0.0	360.1
Tobacco Prevention and Education	77.7	0.0	77.7
Budget Amendment #B0530 (SB 2500 (2023); s. 216)	0.0	(17.9)	(17.9)
Total 2022-23 Effective Appropriations	<u>437.8</u>	<u>(17.9)</u>	<u>419.9</u>
<b>AVAILABLE RESERVES</b>	<b>(52.5)</b>	<b>65.9</b>	<b>13.4</b>
<b>FUNDS AVAILABLE 2023-24</b>			
Balance Forward from 2022-23	0.0	13.4	13.4
Expected Payments Estimate	411.2	0.0	411.2
Liggett Settlement Payment	0.4	0.0	0.4
Interest Earnings	0.3	0.0	0.3
Total 2023-24 Funds Available	<u>411.9</u>	<u>13.4</u>	<u>425.3</u>
<b>EFFECTIVE APPROPRIATIONS 2023-24</b>			
Agency for Health Care Administration	320.3	0.0	320.3
Tobacco Prevention and Education	83.7	0.0	83.7
Total 2023-24 Effective Appropriations	<u>404.0</u>	<u>0.0</u>	<u>404.0</u>
<b>AVAILABLE RESERVES</b>	<b>7.9</b>	<b>13.4</b>	<b>21.3</b>
<b>FUNDS AVAILABLE 2024-25</b>			
Balance Forward from 2023-24	0.0	21.3	21.3
Expected Payments Estimate	422.8	0.0	422.8
Liggett Settlement Payment	0.4	0.0	0.4
Interest Earnings	0.3	0.0	0.3
Total 2024-25 Funds Available (A)	<u>423.5</u>	<u>21.3</u>	<u>444.8</u>

**TOBACCO SETTLEMENT TRUST FUND  
FINANCIAL OUTLOOK STATEMENT**

Post Session, Including Results of 2023 Regular Session  
FY 2022-23 through FY 2027-28  
(Dollars in Millions)

DATE: July 25, 2023

	<u>RECURRING</u>	<u>NON- RECURRING</u>	<u>TOTAL</u>
<b>FUNDS AVAILABLE 2025-26</b>			
Expected Payments Estimate	435.2	0.0	435.2
Liggett Settlement Payment	0.4	0.0	0.4
Interest Earnings	0.3	0.0	0.3
Total 2025-26 Funds Available (A)	<u>435.9</u>	<u>0.0</u>	<u>435.9</u>
<b>FUNDS AVAILABLE 2026-27</b>			
Expected Payments Estimate	447.8	0.0	447.8
Liggett Settlement Payment	0.4	0.0	0.4
Interest Earnings	0.3	0.0	0.3
Total 2026-27 Funds Available (A)	<u>448.5</u>	<u>0.0</u>	<u>448.5</u>
<b>FUNDS AVAILABLE 2027-28</b>			
Expected Payments Estimate	460.1	0.0	460.1
Liggett Settlement Payment	0.4	0.0	0.4
Interest Earnings	0.3	0.0	0.3
Total 2027-28 Funds Available (A)	<u>460.8</u>	<u>0.0</u>	<u>460.8</u>

(A) The funds available figures are not adjusted for any financial obligation related to the constitutional funding requirement for tobacco education and prevention. The amount of the financial obligation is estimated to be \$87.3 million for FY 2024-25; \$89.3 million for FY 2025-26; \$91.2 million for FY 2026-27; and \$93.1 million for FY 2027-28.

**Measures Affecting Revenue and Tax Administration - 2023 Regular Session**  
**Increase/(Decrease) in \$ Millions**  
**FINAL (Revised 07/24/2023)**

Chapter Law	BILL #	Issue	Revenue Source	Fiscal Year 2023-24							
				GR		Trust		Local/Other		Total	
				Cash	Recur.	Cash	Recur.	Cash	Recur.	Cash	Recur.
2023-173	5	International Game Fish Association (Section 58)	Sales and Use Tax	0.0	0.0	0.0	0.0	0.0	0.0	0.0	0.0
2023-173	5	New Markets Tax Credit (Sections 3, 101-112)	Corporate Income/ Insurance Premium Tax	0.0	0.0	0.0	0.0	0.0	0.0	0.0	0.0
2023-173	5	Rural Job Tax Credit (Section 16)	Sales and Use Tax	0.0	0.0	0.0	0.0	0.0	0.0	0.0	0.0
2023-173	5	Entertainment Industry Film Tax Credit (Sections 15, 22, 68)	Sales and Use Tax	0.0	0.0	0.0	0.0	0.0	0.0	0.0	0.0
2023-173	5	Motorsports Complexes (Section 58)	Sales and Use Tax	0.0	0.0	0.0	0.0	0.0	0.0	0.0	0.0
2023-173	5	Economic Development Trust Fund (Sections 1, 44)	Trust Funds	0.0	0.0	15.5	0.0	0.0	0.0	15.5	0.0
			<b>TOTAL</b>	<b>0.0</b>	<b>0.0</b>	<b>15.5</b>	<b>0.0</b>	<b>0.0</b>	<b>0.0</b>	<b>15.5</b>	<b>0.0</b>
2023-140	33	Licensure Exemptions (Sections 5, 6)	Other Taxes and Fees	(**)	(**)	(**)	(**)	0.0	0.0	(**)	(**)
			<b>TOTAL</b>	<b>0.0</b>	<b>0.0</b>	<b>0.0</b>	<b>0.0</b>	<b>0.0</b>	<b>0.0</b>	<b>0.0</b>	<b>0.0</b>
2023-17	102	Land used for Affordable Housing Property Tax Exemption (Section 8)	Ad Valorem	0.0	0.0	0.0	0.0	0.0	(8.5)	0.0	(8.5)
2023-17	102	Community Contribution Tax Credit (Sections 12, 18, 38)	Corporate Income/ Insurance Premium/ Sales and Use Tax	(8.4)	(8.4)	(*)	(*)	(2.1)	(2.1)	(10.5)	(10.5)
2023-17	102	Doc Stamp GR Service Charge Exemption/ Redirect (Sections 10, 11, 13, 14, 15)	Documentary Stamp Tax	(150.0)	(150.0)	150.0	150.0	0.0	0.0	0.0	0.0
2023-17	102	Building Materials used in Affordable Housing Units Sales Tax Refund (Section 12)	Sales and Use Tax	(32.2)	(35.1)	(*)	(*)	(8.6)	(9.4)	(40.8)	(44.5)
2023-17	102	The Live Local Tax Donation Program (Sections 13, 17, 18, 20-22, 34, 39, 41)	Corporate Income Tax/ Insurance Premium Tax	(50.0)	(100.0)	0.0	0.0	0.0	0.0	(50.0)	(100.0)
2023-17	102	Affordable Housing Property Tax Exemption (Missing Middle) (Section 8)	Ad Valorem	0.0	0.0	0.0	0.0	0.0	(827.5)	0.0	(827.5)
2023-17	102	Local Option Affordable Housing Property Tax Exemption (Section 9)	Ad Valorem	0.0	0.0	0.0	0.0	0.0	0/(**)	0.0	0/(**)
			<b>TOTAL</b>	<b>(240.6)</b>	<b>(293.5)</b>	<b>150.0</b>	<b>150.0</b>	<b>(10.7)</b>	<b>(847.5)</b>	<b>(101.3)</b>	<b>(991.0)</b>
2023-62	109	State Park Fees	Other Taxes and Fees	0/(*)	0/(*)	0/(*)	0/(*)	0.0	0.0	0/(*)	0/(*)
			<b>TOTAL</b>	<b>0.0</b>	<b>0.0</b>	<b>0.0</b>	<b>0.0</b>	<b>0.0</b>	<b>0.0</b>	<b>0.0</b>	<b>0.0</b>
2023-161	139	Benefits, Training, and Employment for Veterans and Their Spouses (Sections 5, 6, 7)	Other Taxes and Fees	(**)	(**)	(**)	(**)	0.0	0.0	(**)	(**)
			<b>TOTAL</b>	<b>0.0</b>	<b>0.0</b>	<b>0.0</b>	<b>0.0</b>	<b>0.0</b>	<b>0.0</b>	<b>0.0</b>	<b>0.0</b>
2023-204	162	Water and Wastewater Facility Operators	Other Taxes and Fees	0/*	*	0/*	*	0.0	0.0	0/*	*
			<b>TOTAL</b>	<b>0.0</b>	<b>0.0</b>	<b>0.0</b>	<b>0.0</b>	<b>0.0</b>	<b>0.0</b>	<b>0.0</b>	<b>0.0</b>

**Measures Affecting Revenue and Tax Administration - 2023 Regular Session**  
**Increase/(Decrease) in \$ Millions**  
**FINAL (Revised 07/24/2023)**

Chapter Law	BILL #	Issue	Revenue Source	Fiscal Year 2023-24							
				GR		Trust		Local/Other		Total	
				Cash	Recur.	Cash	Recur.	Cash	Recur.	Cash	Recur.
2023-205	180	Regulation of Securities	Other Taxes and Fees	(*)	(*)	(*)	(*)	0.0	0.0	(*)	(*)
			<b>TOTAL</b>	<b>0.0</b>	<b>0.0</b>	<b>0.0</b>	<b>0.0</b>	<b>0.0</b>	<b>0.0</b>	<b>0.0</b>	<b>0.0</b>
2023-81	240	Experiential Learning Internship Tax Credit (Section 4)	Corporate Income Tax	(0.3)	0.0	0.0	0.0	0.0	0.0	(0.3)	0.0
			<b>TOTAL</b>	<b>(0.3)</b>	<b>0.0</b>	<b>0.0</b>	<b>0.0</b>	<b>0.0</b>	<b>0.0</b>	<b>(0.3)</b>	<b>0.0</b>
2023-304	250	Natural Emergencies	Local Taxes and Fees	0.0	0.0	0.0	0.0	0/(**)	(**)	0/(**)	(**)
			<b>TOTAL</b>	<b>0.0</b>	<b>0.0</b>	<b>0.0</b>	<b>0.0</b>	<b>0.0</b>	<b>0.0</b>	<b>0.0</b>	<b>0.0</b>
VETOED	284	Electric Vehicle Conversion Components and Labor Exemption (Section 1)	Sales and Use Tax	(0.5)	(0.5)	(*)	(*)	(0.1)	(0.1)	(0.6)	(0.6)
			<b>TOTAL</b>	<b>(0.5)</b>	<b>(0.5)</b>	<b>0.0</b>	<b>0.0</b>	<b>(0.1)</b>	<b>(0.1)</b>	<b>(0.6)</b>	<b>(0.6)</b>
2023-122	341	DOH Certificate Fees, Including Retroactive Provision	Other Taxes and Fees	(*)	(*)	(*)	(*)	0.0	0.0	(*)	(*)
			<b>TOTAL</b>	<b>0.0</b>	<b>0.0</b>	<b>0.0</b>	<b>0.0</b>	<b>0.0</b>	<b>0.0</b>	<b>0.0</b>	<b>0.0</b>
2023-292	387	DOH License Fees	Other Taxes and Fees	0/**	0.0	0/**	0.0	0.0	0.0	0/**	0.0
			<b>TOTAL</b>	<b>0.0</b>	<b>0.0</b>	<b>0.0</b>	<b>0.0</b>	<b>0.0</b>	<b>0.0</b>	<b>0.0</b>	<b>0.0</b>
2023-183	391	Background Screening Fees	Other Taxes and Fees	0/*	*	0/*	*	0.0	0.0	0/*	*
			<b>TOTAL</b>	<b>0.0</b>	<b>0.0</b>	<b>0.0</b>	<b>0.0</b>	<b>0.0</b>	<b>0.0</b>	<b>0.0</b>	<b>0.0</b>
2023-144	487	Insurance License Fees (Section 9)	Other Taxes and Fees	(*)	(*)	(*)	(*)	0.0	0.0	(*)	(*)
2023-144	487	Insurance License Fees (Section 16)	Other Taxes and Fees	**	**	**	**	0.0	0.0	**	**
			<b>TOTAL</b>	<b>0.0</b>	<b>0.0</b>	<b>0.0</b>	<b>0.0</b>	<b>0.0</b>	<b>0.0</b>	<b>0.0</b>	<b>0.0</b>
2023-18	543	Public Safety	Other Taxes and Fees	(0.3)	(0.3)	(3.9)	(3.9)	0.0	0.0	(4.2)	(4.2)
			<b>TOTAL</b>	<b>(0.3)</b>	<b>(0.3)</b>	<b>(3.9)</b>	<b>(3.9)</b>	<b>0.0</b>	<b>0.0</b>	<b>(4.2)</b>	<b>(4.2)</b>
2023-219	600	Recordation Fees for Assignment for the Benefit of Creditors	Other Taxes and Fees	0.0	0.0	0.0	0.0	(*)	(*)	(*)	(*)
			<b>TOTAL</b>	<b>0.0</b>	<b>0.0</b>	<b>0.0</b>	<b>0.0</b>	<b>0.0</b>	<b>0.0</b>	<b>0.0</b>	<b>0.0</b>
VETOED	605	Expunction of Criminal History Records	Other Taxes and Fees	(*)	(*)	(*)	(*)	0.0	0.0	(*)	(*)
			<b>TOTAL</b>	<b>0.0</b>	<b>0.0</b>	<b>0.0</b>	<b>0.0</b>	<b>0.0</b>	<b>0.0</b>	<b>0.0</b>	<b>0.0</b>
2023-207	619	State Estate Tax	Estate Tax	0.0	0.0	0.0	0.0	0.0	0.0	0.0	0.0
			<b>TOTAL</b>	<b>0.0</b>	<b>0.0</b>	<b>0.0</b>	<b>0.0</b>	<b>0.0</b>	<b>0.0</b>	<b>0.0</b>	<b>0.0</b>

**Measures Affecting Revenue and Tax Administration - 2023 Regular Session**  
**Increase/(Decrease) in \$ Millions**  
**FINAL (Revised 07/24/2023)**

Chapter Law	BILL #	Issue	Revenue Source	Fiscal Year 2023-24							
				GR		Trust		Local/Other		Total	
				Cash	Recur.	Cash	Recur.	Cash	Recur.	Cash	Recur.
2023-65	639	Beverage License	Other Taxes and Fees	*	*	0.2	0.2	0.3	0.3	0.5	0.5
			<b>TOTAL</b>	<b>0.0</b>	<b>0.0</b>	<b>0.2</b>	<b>0.2</b>	<b>0.3</b>	<b>0.3</b>	<b>0.5</b>	<b>0.5</b>
2023-174	657	Enforcement of School Zone Speed Limits	Highway Safety Fees	**	**	**	**	**	**	**	**
			<b>TOTAL</b>	<b>0.0</b>	<b>0.0</b>	<b>0.0</b>	<b>0.0</b>	<b>0.0</b>	<b>0.0</b>	<b>0.0</b>	<b>0.0</b>
2023-48	752	Temporary Commercial Kitchen Licenses	Other Taxes and Fees	0/*	0/*	0/*	0/*	0.0	0.0	0/*	0/*
			<b>TOTAL</b>	<b>0.0</b>	<b>0.0</b>	<b>0.0</b>	<b>0.0</b>	<b>0.0</b>	<b>0.0</b>	<b>0.0</b>	<b>0.0</b>
2023-211	869	Grandfathered Licensing of Electrical and Alarm Contractors (Section 3)	Other Taxes and Fees	*	*	*	*	0.0	0.0	*	*
2023-211	869	Mold Assessment and Remediation Licenses (Section 1)	Other Taxes and Fees	*	*	*	*	0.0	0.0	*	*
2023-211	869	Asbestos Consultant Licenses (Section 2)	Other Taxes and Fees	+/- ins.	+/- ins.	+/- ins.	+/- ins.	0.0	0.0	+/- ins.	+/- ins.
			<b>TOTAL</b>	<b>0.0</b>	<b>0.0</b>	<b>0.0</b>	<b>0.0</b>	<b>0.0</b>	<b>0.0</b>	<b>0.0</b>	<b>0.0</b>
2023-284	977	Clerk of Courts	Article V Fees	(13.3)	(15.7)	0.0	0.0	13.3	15.7	0.0	0.0
			<b>TOTAL</b>	<b>(13.3)</b>	<b>(15.7)</b>	<b>0.0</b>	<b>0.0</b>	<b>13.3</b>	<b>15.7</b>	<b>0.0</b>	<b>0.0</b>
2023-68	1091	DBPR License Fees	Other Taxes and Fees	(1.1)	0.0	(14.1)	0.0	0.0	0.0	(15.2)	0.0
			<b>TOTAL</b>	<b>(1.1)</b>	<b>0.0</b>	<b>(14.1)</b>	<b>0.0</b>	<b>0.0</b>	<b>0.0</b>	<b>(15.2)</b>	<b>0.0</b>
2023-202	1209	Documentary Stamp Tax Exemption for DEO Loans	Documentary Stamp Tax	(*)	(*)	(*)	(*)	0.0	0.0	(*)	(*)
			<b>TOTAL</b>	<b>0.0</b>	<b>0.0</b>	<b>0.0</b>	<b>0.0</b>	<b>0.0</b>	<b>0.0</b>	<b>0.0</b>	<b>0.0</b>
VETOED	1267	Consumer Finance Loans	Other Taxes and Fees	(*)	(*)	(*)	(*)	0.0	0.0	(*)	(*)
			<b>TOTAL</b>	<b>0.0</b>	<b>0.0</b>	<b>0.0</b>	<b>0.0</b>	<b>0.0</b>	<b>0.0</b>	<b>0.0</b>	<b>0.0</b>
2023-154	1279	Food Permits (Section 7)	Other Taxes and Fees	0.1	0.0	0.6	0.0	0.0	0.0	0.7	0.0
			<b>TOTAL</b>	<b>0.1</b>	<b>0.0</b>	<b>0.6</b>	<b>0.0</b>	<b>0.0</b>	<b>0.0</b>	<b>0.7</b>	<b>0.0</b>
2023-155	1307	License Renewal/Late Fees (Section 2)	Other Taxes and Fees	(*)	(*)	(*)	(*)	0.0	0.0	(*)	(*)
2023-155	1307	Charitable Organization Fees (Sections 6, 7)	Other Taxes and Fees	(*)	(*)	(0.1)	(0.1)	0.0	0.0	(0.1)	(0.1)
			<b>TOTAL</b>	<b>0.0</b>	<b>0.0</b>	<b>(0.1)</b>	<b>(0.1)</b>	<b>0.0</b>	<b>0.0</b>	<b>(0.1)</b>	<b>(0.1)</b>
2023-271	1383	Specialty Contractors	Other Taxes and Fees	0.0	0.0	0.0	0.0	0.0	0.0	0.0	0.0
			<b>TOTAL</b>	<b>0.0</b>	<b>0.0</b>	<b>0.0</b>	<b>0.0</b>	<b>0.0</b>	<b>0.0</b>	<b>0.0</b>	<b>0.0</b>
2023-294	1459	Registration Fees for Malt Beverage Brands and Labels	Other Taxes and Fees	(*)	(*)	(*)	(*)	0.0	0.0	(*)	(*)
			<b>TOTAL</b>	<b>0.0</b>	<b>0.0</b>	<b>0.0</b>	<b>0.0</b>	<b>0.0</b>	<b>0.0</b>	<b>0.0</b>	<b>0.0</b>

**Measures Affecting Revenue and Tax Administration - 2023 Regular Session**  
**Increase/(Decrease) in \$ Millions**  
**FINAL (Revised 07/24/2023)**

Chapter Law	BILL #	Issue	Revenue Source	Fiscal Year 2023-24							
				GR		Trust		Local/Other		Total	
				Cash	Recur.	Cash	Recur.	Cash	Recur.	Cash	Recur.
2023-240	2502	Implementing the 2023-2024 General Appropriations Act - State Medicaid Expenditures (Section 27)	Counties' Medicaid Share	(17.5)	0.0	0.0	0.0	0.0	0.0	(17.5)	0.0
2023-240	2502	Lottery Retailer Compensation (Section 46)	Lottery-EETF	0.0	0.0	(37.1)	0.0	0.0	0.0	(37.1)	0.0
			<b>TOTAL</b>	<b>(17.5)</b>	<b>0.0</b>	<b>(37.1)</b>	<b>0.0</b>	<b>0.0</b>	<b>0.0</b>	<b>(54.6)</b>	<b>0.0</b>
2023-244	7018	Inmate Welfare Trust Fund	Other Taxes and Fees	(27.1)	(27.1)	27.1	27.1	0.0	0.0	0.0	0.0
			<b>TOTAL</b>	<b>(27.1)</b>	<b>(27.1)</b>	<b>27.1</b>	<b>27.1</b>	<b>0.0</b>	<b>0.0</b>	<b>0.0</b>	<b>0.0</b>
2023-157	7063	Natural Gas Fuel Taxes Delay (Sections 18-20)	Motor Fuel Taxes	(*)	0.0	(0.2)	0.0	(0.1)	0.0	(0.3)	0.0
2023-157	7063	Veteran's Disability Property Tax Exemption Transfer (Section 6)	Ad Valorem	0.0	0.0	0.0	0.0	0.0	0.0	0.0	0.0
2023-157	7063	Underpayment Calculation for Credit Programs (Section 34)	Corporate Income Tax	0/(*)	(*)	0.0	0.0	0.0	0.0	0/(*)	(*)
2023-157	7063	Exemption for Certain Charges for Private Investigations (Section 24)	Sales and Use Tax	(1.2)	(1.3)	(*)	(*)	(0.3)	(0.3)	(1.5)	(1.6)
2023-157	7063	Exemption for Renewable Natural Gas Machinery & Equipment (Section 24)	Sales and Use Tax	(1.5)	(0.7)	(*)	(*)	(0.4)	(0.2)	(1.9)	(0.9)
2023-157	7063	Corporate Piggyback (no decoupling) (Section 28)	Corporate Income Tax	0.0	0.0	0.0	0.0	0.0	0.0	0.0	0.0
2023-157	7063	504 Loans (Section 15)	Documentary Stamp Tax	(*)	(*)	(*)	(*)	0.0	0.0	(*)	(*)
2023-157	7063	Fencing (Section 24)	Sales and Use Tax	(0.5)	(0.5)	(*)	(*)	(0.1)	(0.1)	(0.6)	(0.7)
2023-157	7063	Local Tax Referenda (Sections 2, 3, 4, 23, 35, 36)	Local Taxes and Fees	0.0	0.0	0.0	0.0	0.0	0.0	0.0	0.0
2023-157	7063	Strong Families Program Cap Increase (Section 38)	Various Taxes	(10.0)	(10.0)	0.0	0.0	0.0	0.0	(10.0)	(10.0)
2023-157	7063	Tool Time (Section 44)	Sales and Use Tax	(12.1)	0.0	(*)	0.0	(3.3)	0.0	(15.4)	0.0
2023-157	7063	Manufacturing of Human Breast Milk Fortifiers	Corporate Income Tax	(0.8)	0.0	0.0	0.0	0.0	0.0	(0.8)	0.0
2023-157	7063	Diapers and Incontinence Products (Section 24)	Sales and Use Tax	(19.9)	(21.7)	(*)	(*)	(5.3)	(5.8)	(25.2)	(27.5)
2023-157	7063	Energy Star Appliances (Section 45)	Sales and Use Tax	(62.4)	0.0	(*)	0.0	(16.6)	0.0	(79.0)	0.0
2023-157	7063	Exemption for Baby and Toddler Products (Section 24)	Sales and Use Tax	(114.9)	(125.4)	(*)	(*)	(30.6)	(33.3)	(145.5)	(158.7)
2023-157	7063	Natural Gas Ranges and Cooktops (Section 46)	Sales and Use Tax	(4.9)	0.0	(*)	0.0	(1.4)	0.0	(6.3)	0.0
2023-157	7063	Oral Hygiene Products Permanent (Section 24)	Sales and Use Tax	(28.7)	(31.4)	(*)	(*)	(7.7)	(8.4)	(36.4)	(39.8)
2023-157	7063	Back-to-School (Section 41)	Sales and Use Tax	(126.8)	0.0	(*)	0.0	(33.8)	0.0	(160.6)	0.0
2023-157	7063	Freedom Summer (Section 43)	Sales and Use Tax	(181.6)	0.0	(*)	0.0	(48.3)	0.0	(229.9)	0.0
2023-157	7063	Graywater Systems (Section 32)	Corporate Income Tax	(**)	0.0	0.0	0.0	0.0	0.0	(**)	0.0
2023-157	7063	Horsingracing Integrity and Safety Act Credit (Section 39)	Pari-Mutuel Tax	(0.2)	(0.4)	(2.1)	(4.9)	0.0	0.0	(2.3)	(5.3)
2023-157	7063	Thoroughbred Breeders Distributions - GR to Trust (Section 25)	Sales and Use Tax/ Trust Funds	(27.5)	0.0	27.5	0.0	0.0	0.0	0.0	0.0
2023-157	7063	Thoroughbred Breeders Distributions - Trust to Private Sector (Sections 40-42)	Sales and Use Tax/ Trust Funds	0.0	0.0	(27.5)	0.0	0.0	0.0	(27.5)	0.0
2023-157	7063	Educational Exemption – 10-year Exemption / 98-year Lease (Section 12)	Ad Valorem	0.0	0.0	0.0	0.0	(4.6)	(4.6)	(4.6)	(4.6)
2023-157	7063	Firearm Safety Devices - Full Year (Section 24)	Sales and Use Tax	(3.3)	(3.6)	(*)	(*)	(0.8)	(0.9)	(4.1)	(4.5)
2023-157	7063	Property Used for a Religious Purpose (Section 10)	Ad Valorem	0.0	0.0	0.0	0.0	0/(*)	0/(*)	0/(*)	0/(*)

**Measures Affecting Revenue and Tax Administration - 2023 Regular Session**  
**Increase/(Decrease) in \$ Millions**  
**FINAL (Revised 07/24/2023)**

Chapter Law	BILL #	Issue	Revenue Source	Fiscal Year 2023-24							
				GR		Trust		Local/Other		Total	
				Cash	Recur.	Cash	Recur.	Cash	Recur.	Cash	Recur.
2023-157	7063	VAB Appeals Values and Partial Percentage Threshold Changes (Section 5)	Ad Valorem	0.0	0.0	0.0	0.0	(0.6)	(0.6)	(0.6)	(0.6)
2023-157	7063	Disaster Preparedness (Section 44) (1)	Sales and Use Tax	(93.2)	0.0	(*)	0.0	(24.7)	0.0	(117.9)	0.0
2023-157	7063	Referendum Requirement (Section 2)	Tourist Development Tax	0.0	0.0	0.0	0.0	0.0	0.0	0.0	0.0
2023-157	7063	Local Rate Freeze (Section 17)	Local Taxes and Fees/ Communication Services Tax	0.0	0.0	0.0	0.0	0.0	0.0	0.0	0.0
2023-157	7063	Brownfield Tax Credit Cap Increase (Sections 31, 37)	Corporate Income Tax	(22.5)	(22.5)	0.0	0.0	0.0	0.0	(22.5)	(22.5)
2023-157	7063	Business Rent Tax Rate Reduction (Section 22)	Sales and Use Tax	(191.2)	0.0	(*)	0.0	(24.7)	0.0	(215.9)	0.0
2023-157	7063	Local Food and Beverage Municipal Resort Tax by Referendum (Section 21)	Local Taxes and Fees	0.0	0.0	0.0	0.0	0.0	0/(**)	0.0	0/(**)
2023-157	7063	Special Assessments on Agricultural Lands (Section 1) (2)	Local Taxes and Fees	0.0	0.0	0.0	0.0	(3.2)	(3.2)	(3.2)	(3.2)
2023-157	7063	Disabled Veterans and First Responders; Surviving Spouses (Section 8)	Ad Valorem	0.0	0.0	0.0	0.0	(0.1)	(0.2)	(0.1)	(0.2)
<b>TOTAL</b>				<b>(903.2)</b>	<b>(217.5)</b>	<b>(2.3)</b>	<b>(4.9)</b>	<b>(206.6)</b>	<b>(57.6)</b>	<b>(1,112.1)</b>	<b>(280.1)</b>
<b>TOTAL</b>				<b>(1,203.8)</b>	<b>(554.6)</b>	<b>135.9</b>	<b>168.4</b>	<b>(203.8)</b>	<b>(889.2)</b>	<b>(1,271.7)</b>	<b>(1,275.5)</b>
<b>VETOES</b>				<b>(0.5)</b>	<b>(0.5)</b>	<b>0.0</b>	<b>0.0</b>	<b>(0.1)</b>	<b>(0.1)</b>	<b>(0.6)</b>	<b>(0.6)</b>
<b>TOTAL LESS VETOES</b>				<b>(1,203.3)</b>	<b>(554.1)</b>	<b>135.9</b>	<b>168.4</b>	<b>(203.7)</b>	<b>(889.1)</b>	<b>(1,271.1)</b>	<b>(1,274.9)</b>

(1) - There is a current year impact of (\$22.9m).

(2) - The Conference adopted the low estimates as a least as impact, but notes that the actual impact could be significantly higher. Uncertainty regarding how much higher is unclear because how many of these assessments are actually pledged is unknown. Further, the impact does not include the non-ad valorem assessments which are collected by uniform method.

**Note:** The symbols used in this document have the following meanings:

- \* Insignificant positive (less than \$100,000)
- (\*) Insignificant negative (less than \$100,000)
- \*\* Indeterminate positive
- (\*\*) Indeterminate negative
- 0/\* Insignificant positive or zero
- 0/(\*) Insignificant negative or zero
- 0/\*\* Indeterminate positive or zero
- 0/(\*\*) Indeterminate negative or zero
- +/- Indeterminate positive or negative
- +/- ins. Insignificant positive or negative

**2023 Regular Legislative Session - Supplemental Appropriations**

Bill Number	Chapter Law	Bill Title	General Revenue		Trust Funds		All Funds
			Recurring	Nonrecurring	Recurring	Nonrecurring	Total
<b>Fiscal Year 2022-23</b>							
SB 2	2023-318	Relief of the Estate of Molly Parker				5,950,000	5,950,000
SB 8	2023-319	Relief of Leonard Cure		817,000			817,000
SB 62	2023-320	Relief of Robert Earl DuBoise		1,850,000			1,850,000
SB 102	2023-17	Housing		100,000,000			100,000,000
HB 7063	2023-157	Taxation		19,014			19,014
<b>TOTAL Fiscal Year 2022-23</b>			<b>0</b>	<b>102,686,014</b>	<b>0</b>	<b>5,950,000</b>	<b>108,636,014</b>
<b>Fiscal Year 2023-24</b>							
HB 5	2023-173	Economic Programs			10,000,000	1,000,000	11,000,000
HB 49	2023-142	Abandoned and Historic Cemeteries	242,433	1,012,021			1,254,454
SB 102	2023-17	Housing		100,000,000	150,000,000	361,000,000	611,000,000
SB 106	2023-20	Florida Shared-Use Nonmotorized Trail Network		200,000,000			200,000,000
HB 139	2023-161	Benefits, Training, and Employment for Veterans and Their Spouses			380,209	19,356	399,565
SB 154	2023-203	Condominium and Cooperative Associations			1,301,928	67,193	1,369,121
SB 204	2023-247	Task Force on the Monitoring of Children in Out-of-Home Care				140,076	140,076
SB 234	2023-41	Statutorily Required Reports		1,000,000			1,000,000
SB 240	2023-81	Education		102,000,000			102,000,000
SB 250*	2023-304	Natural Emergencies		51,000,000		60,000,000	111,000,000
SB 300**	2023-21	Pregnancy and Parenting Support	30,000,000			5,000,000	35,000,000
HB 301	2023-99	Emergency Response Mapping Data		14,000,000			14,000,000
HB 391	2023-183	Home Health Aides for Medically Fragile Children			353,589	118,728	472,317
HB 543	2023-18	Public Safety	9,607,321	50,570,525			60,177,846
SB 676	2023-220	Level 2 Background Screenings			400,000	4,000,000	4,400,000
SB 724	2023-47	Seagrass Restoration Technology Development Initiative	2,000,000				2,000,000
HB 799	2023-175	Property Insurance				750,000	750,000
HB 1091	2023-68	Licensing Fee Relief		50,000,000			50,000,000
SB 1190	2023-255	Step into Success Workforce Education and Internship Pilot Program	500,000				500,000



**2023 Regular Legislative Session - Supplemental Appropriations**

Bill Number	Chapter Law	Bill Title	General Revenue		Trust Funds		All Funds
			Recurring	Nonrecurring	Recurring	Nonrecurring	Total
<b>Fiscal Year 2023-24, continued</b>							
SB 1352	2023-258	Sickle Cell Disease Medications, Treatment, and Screening	1,060,804	271,355			1,332,159
HB 1537	2023-39	Education		6,800,000			6,800,000
SB 1550	2023-29	Prescription Drugs			980,705	146,820	1,127,525
SB 1690	2023-85	Sexual Exploitation and Human Trafficking			75,000	388,000	463,000
SB 1718	2023-40	Immigration		12,000,000			12,000,000
SB 7014	2023-59	Juvenile Justice	12,000,000				12,000,000
HB 7039	2023-108	Student Outcomes		158,000,000			158,000,000
SB 7052	2023-172	Insurer Accountability			2,453,165	718,553	3,171,718
HB 7063	2023-157	Taxation		35,110,536			35,110,536
<b>TOTAL Fiscal Year 2023-24</b>			<b>55,410,558</b>	<b>781,764,437</b>	<b>165,944,596</b>	<b>433,348,726</b>	<b>1,436,468,317</b>

**2022 Special Session A and 2023 Special Session B - Supplemental Appropriations**

Bill Number	Chapter Law	Bill Title	General Revenue		Trust Funds		All Funds
			Recurring	Nonrecurring	Recurring	Nonrecurring	Total
<b>Fiscal Year 2022-23</b>							
SB 2-A***	2022-271	Property Insurance			1,757,982		1,757,982
SB 4-A	2022-272	Disaster Relief		751,500,000			751,500,000
SB 6-A	2022-270	Toll Relief		500,000,000			500,000,000
SB 2-B	2023-1	Emergency Response		700,000,000			700,000,000
SB 6-B****	2023-3	Transportation of Inspected Unauthorized Aliens		10,000,000			10,000,000
<b>TOTAL Fiscal Year 2022-23</b>			<b>0</b>	<b>1,961,500,000</b>	<b>1,757,982</b>	<b>0</b>	<b>1,963,257,982</b>

<b>GRAND TOTAL Net of Vetoes</b>			<b>55,410,558</b>	<b>2,845,950,451</b>	<b>167,702,578</b>	<b>439,298,726</b>	<b>3,508,362,313</b>
----------------------------------	--	--	-------------------	----------------------	--------------------	--------------------	----------------------

\*SB 250 provides total appropriations of \$61.0 million. An additional \$50.0 million of double budget trust fund authority in the Economic Development Trust Fund is necessary to implement the bill.

\*\*SB 300 provides total appropriations of \$30.0 million. An additional \$5.0 million of double budget trust fund authority in the County Health Department Trust Fund is necessary to implement the bill.

\*\*\*SB 2-A also authorizes transfers of up to \$1 billion from the General Revenue Fund to the State Board of Administration to cover the state's financial obligations resulting from the Florida Optional Reinsurance Assistance (FORA) Program and up to \$6 million from the General Revenue Fund to the State Board of Administration for the implementation and administration of FORA.

\*\*\*\*SB 6-B also reverts unexpended funds totaling \$10.4 million that were provided for the program in section 185 of chapter 2022-156, Laws of Florida.

**TRUTH IN BONDING STATEMENT  
IN SUPPORT OF THE 2023-24 GENERAL APPROPRIATIONS ACT**

**Turnpike Revenue Bonds**

The State of Florida has authorized \$321.9 million of new debt or obligation for Florida Turnpike construction projects in accordance with s. 338.227, F.S., beginning in Fiscal Year 2023-24. The debt or obligation is expected to be repaid over a period of 30 years. At a forecasted interest rate of 5.25%, the total interest paid over the life of the bonds will be \$330.9 million. From prior authorizations, the Department of Transportation also plans to issue approximately \$108.2 million of debt or obligation.

**Right-of-Way Bonds**

The State of Florida has authorized no new debt or obligation for right-of-way acquisition and bridge construction projects in accordance with s. 215.605, F.S., beginning in Fiscal Year 2023-24. From prior authorizations, the Department of Transportation plans to issue approximately \$357.1 million of debt or obligation.

**GARVEE Bonds**

The State of Florida has authorized \$51 million of new debt or obligation for construction, reconstruction, and improvement of projects that are eligible to receive federal-aid highway funds in accordance with s. 215.616, F.S., beginning in Fiscal Year 2023-24. The debt or obligation is expected to be repaid over a period of 12 years. At a forecasted interest rate of 5.25%, the total interest paid over the life of the bonds will be \$19.4 million. From prior authorizations, the Department of Transportation also plans to issue approximately \$153.1 million of debt or obligation.

**SUMMARY OF OUTSTANDING STATE DEBT**

As reported by the Division of Bond Finance in the State of Florida 2022 Debt Report released in December 2022, total State direct debt outstanding as of June 30, 2022, was \$17.1 billion. Of this amount, net tax-supported debt for programs supported by state tax revenues or tax-like revenues totaled \$13.0 billion while self-supporting debt, representing debt secured by revenues generated from operating bond-financed facilities, totaled \$4.1 billion. The General Appropriations Act included a transfer of \$200 million from the General Revenue Fund to the State Board of Administration in Fiscal Year 2023-24 to defease Public Education Capital Outlay Taxable Bonds and State Revolving Fund Taxable Bonds.