

Florida House of Representatives



Committee on 21st Century Competitiveness

Action Packet
February 5, 2008

REVISED

Chair, David Simmons

Vice Chair, Seth McKeel

COMMITTEE MEETING REPORT
Committee on 21st Century Competitiveness

2/5/2008 9:30:00AM

Location: 404 HOB

Attendance:

	<i>Present</i>	<i>Absent</i>	<i>Excused</i>
David Simmons (Chair)	X		
Faye Culp	X		
Andy Gardiner	X		
Joseph Gibbons	X		
Martin Kiar	X		
Rick Kriseman	X		
Seth McKeel	X		
Stephen Precourt	X		
Anthony Traviesa	X		
Totals:	9	0	0

Committee meeting was reported out: Tuesday, February 05, 2008 1:10:10PM

COMMITTEE MEETING REPORT
Committee on 21st Century Competitiveness

2/5/2008 9:30:00AM

Location: 404 HOB

Other Business Appearance:

Class Size

Joy Frank (Lobbyist) - Information Only
General Counsel, Florida Association of District School Superintendents
208 South Monroe Street
Tallahassee Florida 32303
Phone: 850-222-2280

Class Size

Ron Meyer (Lobbyist) - Information Only
Florida Education Association
P.O. Box 1547
Tallahassee Florida 32302
Phone: 850-878-5212

Class Size

Robert Cox (State Employee) - Information Only
Senior Analyst, OPPAGA
2873 Green Forest Lane
Tallahassee Florida 32312
Phone: 850-487-8708

Class Size

Spessard Boatright (State Employee) - Information Only
Director, Office of Ed. Facilities - DOE
325 West Gaines Street
Tallahassee Florida 32399
Phone: 850-245-9229

Class Size

Linda Champion (Lobbyist) (State Employee) - Information Only
Deputy Commissioner, DOE
325 West Gaines Street
Tallahassee Florida 32399
Phone: 850-245-0406

Class Size

Lavan Dukes (State Employee) - Information Only
Director, Ed. Information & Accountability Svcs - DOE
325 West Gaines Street
Tallahassee Florida 32399
Phone: 850-245-9917


Committee meeting was reported out: Tuesday, February 05, 2008 1:10:10PM

COMMITTEE MEETING REPORT
Committee on 21st Century Competitiveness
2/5/2008 9:30:00AM

Location: 404 HOB

Summary: No Bills Considered

Committee meeting was reported out: Tuesday, February 05, 2008 1:10:10PM



House of Representatives
Committee on 21st Century Competitiveness
Update on the Class Size Amendment
February 5, 2008


Linda Champion, Deputy Commissioner
Department of Education

The Constitutional Amendment

Limits Class Sizes

November 2002 establishing, by the beginning of the 2010-2011 school year, the maximum number of students in core-curricula courses assigned to a teacher in each of the following three grade groups:

- ❖ 18 students in Prekindergarten through Grade 3.
- ❖ 22 students in Grades 4 through 8
- ❖ 25 students in Grades 9 through 12



**Section 1003.03(2), Florida Statutes,
Implements the Constitutional Amendment by
Establishing measures for Compliance.**

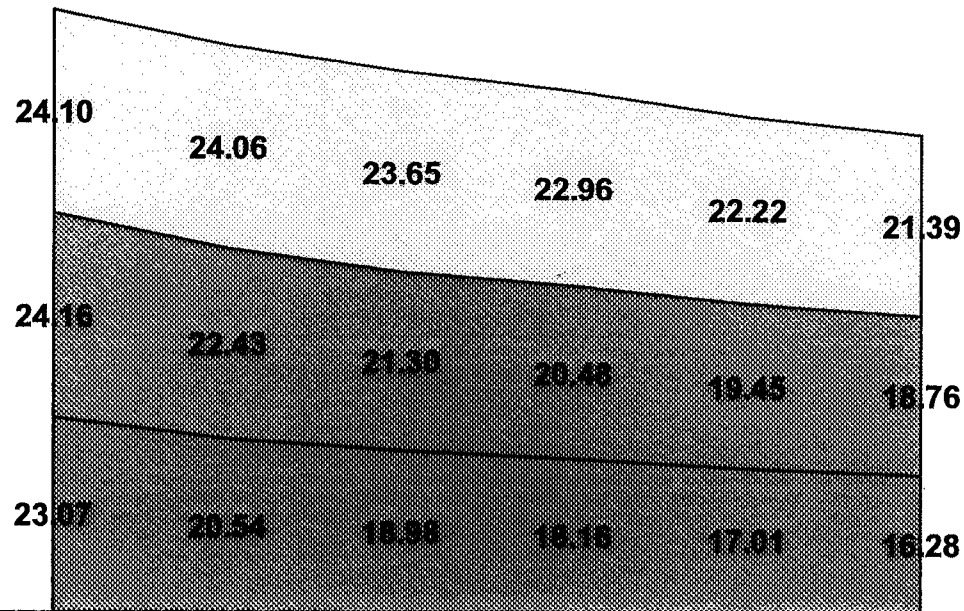
- ❖ Establishes a baseline based on data from the February 2003 student membership survey.
- ❖ Establishes a method of measuring compliance and schedule for implementation.
- ❖ Establishes requirements of those districts found to be non-compliant.

Section 1003.03(2), Florida Statutes,
Schedule for Implementation of Compliance with
the Constitutional Amendment

Level at Which Compliance Will Be Measured
For All Grade Groups by Year

School Year	Compliance Measured at
2003-04 to 2005-06	District-Level
2006-07 & 2007-08	School-Level
2008-09 & After	Classroom-Level

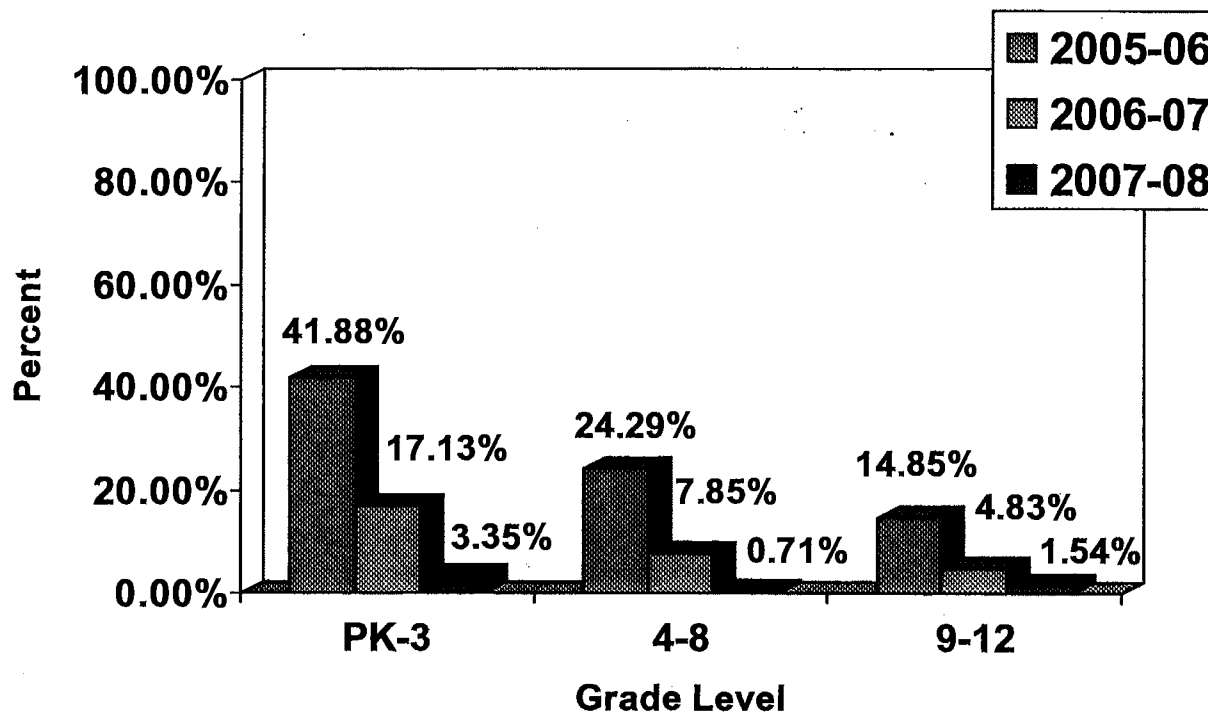
Trends in Class Size Reduction 2002-2003 to 2007-2008



	2002-2003	2003-2004	2004-2005	2005-2006	2006-2007	2007-08
□ Grades 9-12	24.10	24.06	23.65	22.96	22.22	21.39
▒ Grades 4-8	24.16	22.43	21.30	20.48	19.45	18.76
■ Grades PK-3	23.07	20.54	18.98	18.16	17.01	16.28

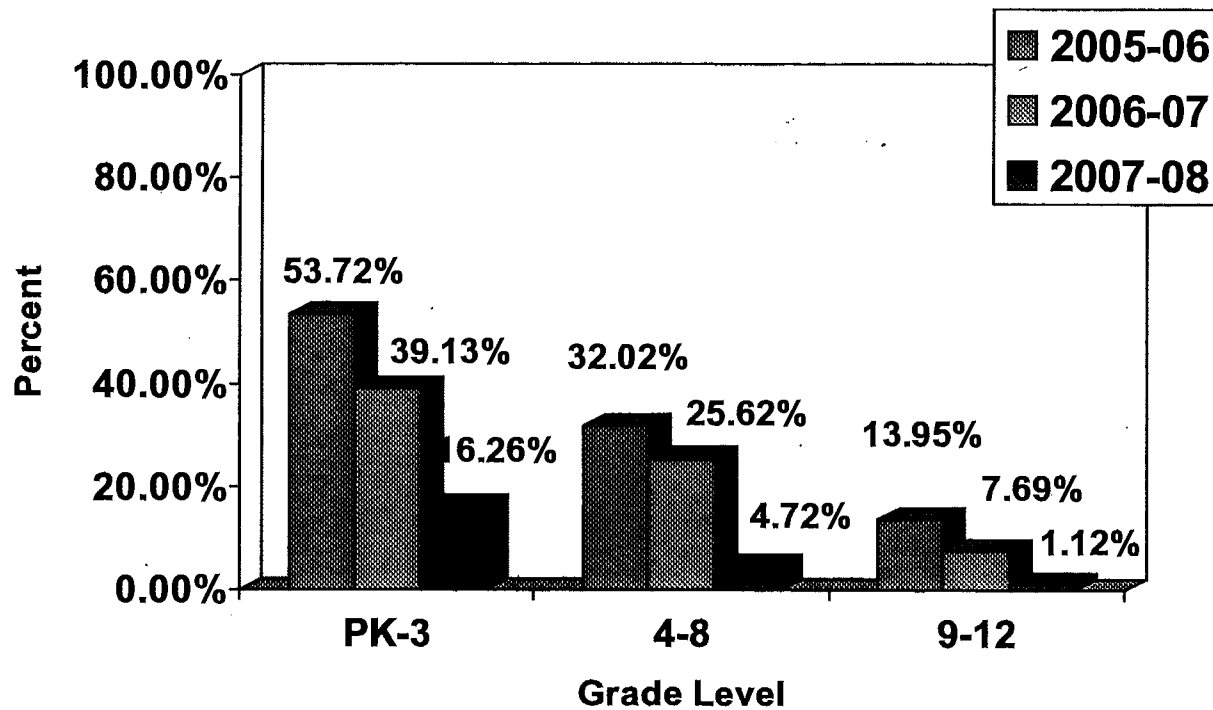
Percent of Schools Over Class Size Cap

Traditional Schools



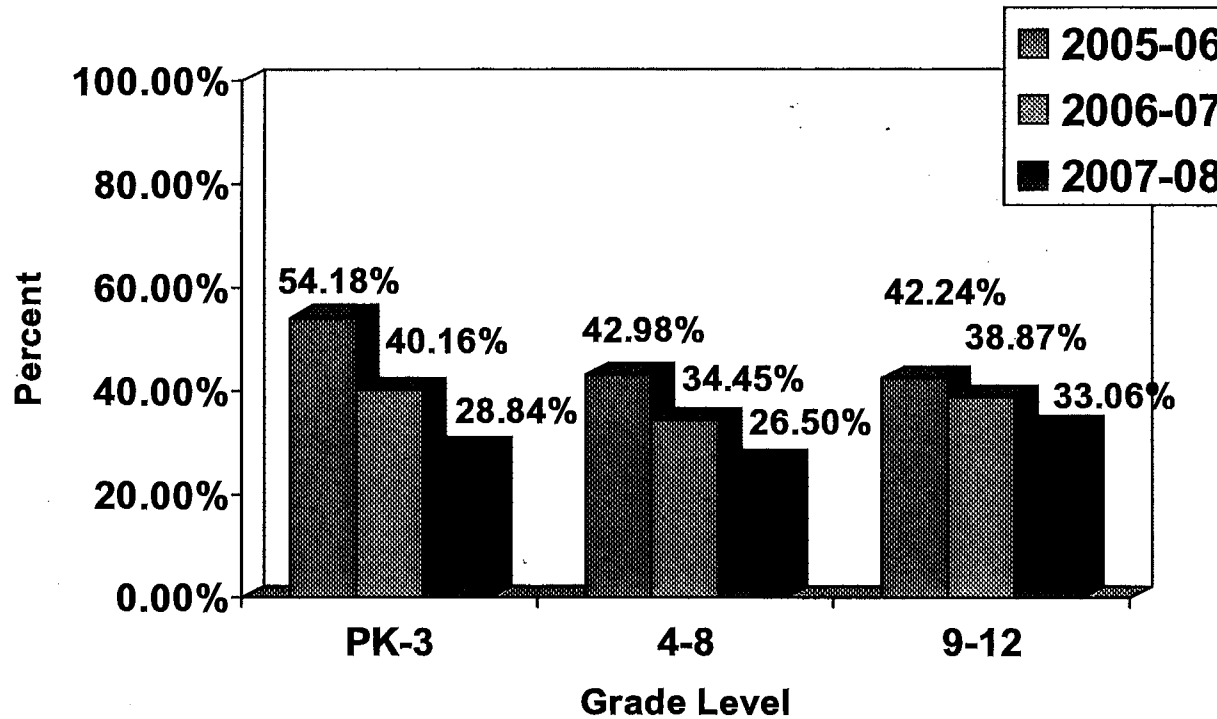
Percent of Schools Over Class Size Cap

Charter Schools



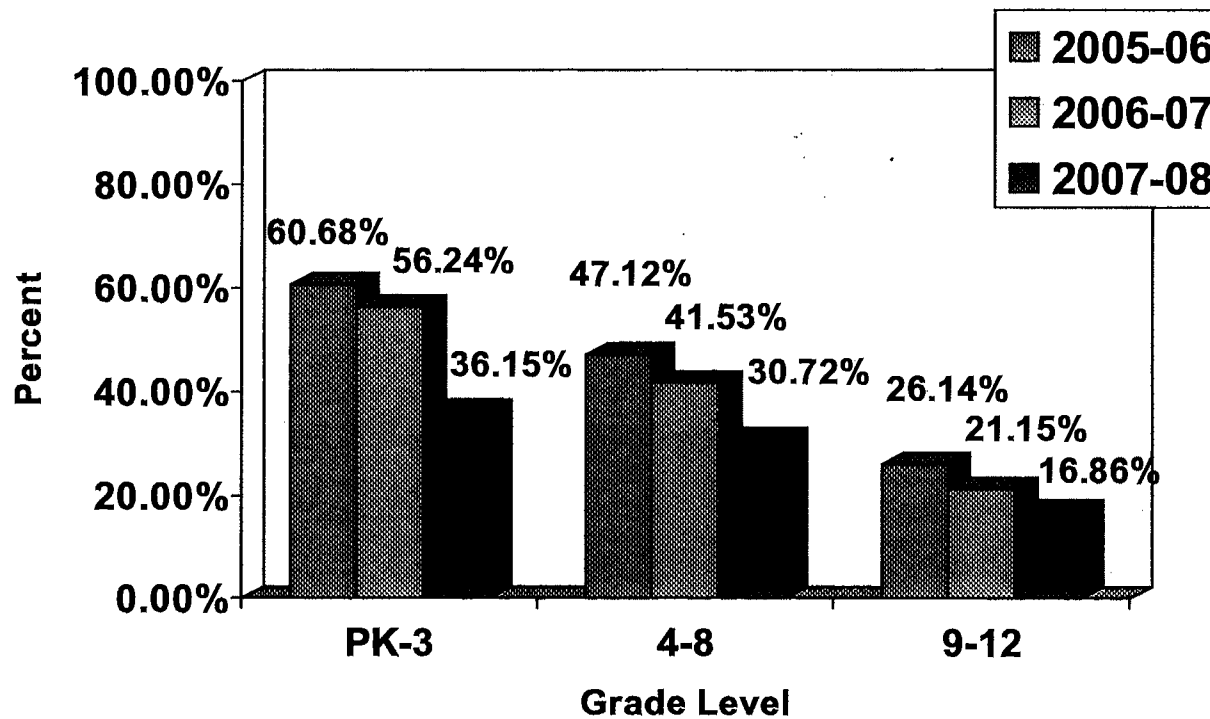
Percent of Classrooms Over Class Size Cap

Traditional Schools

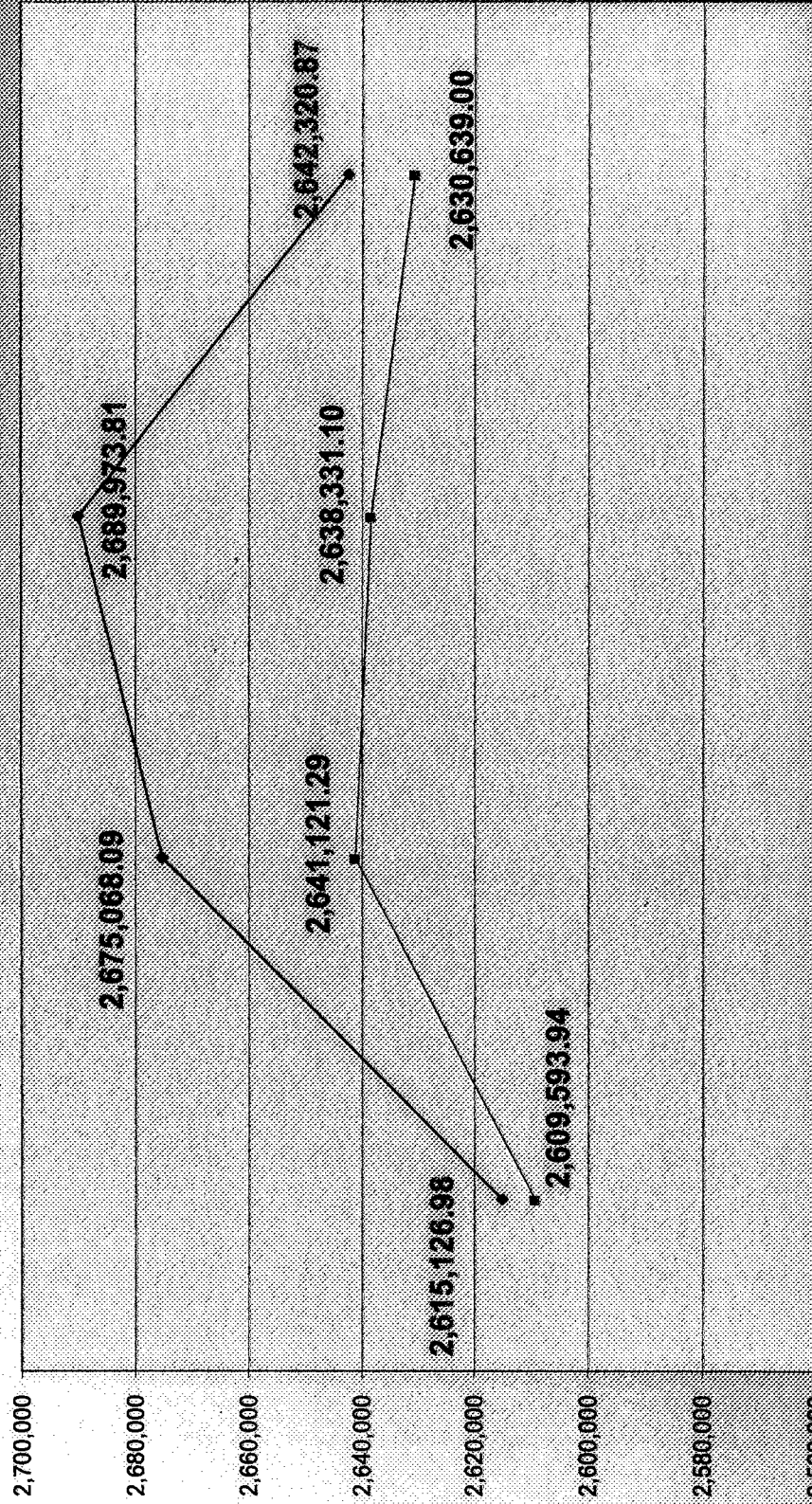


Percent of Classrooms Over Class Size Cap

Charter Schools

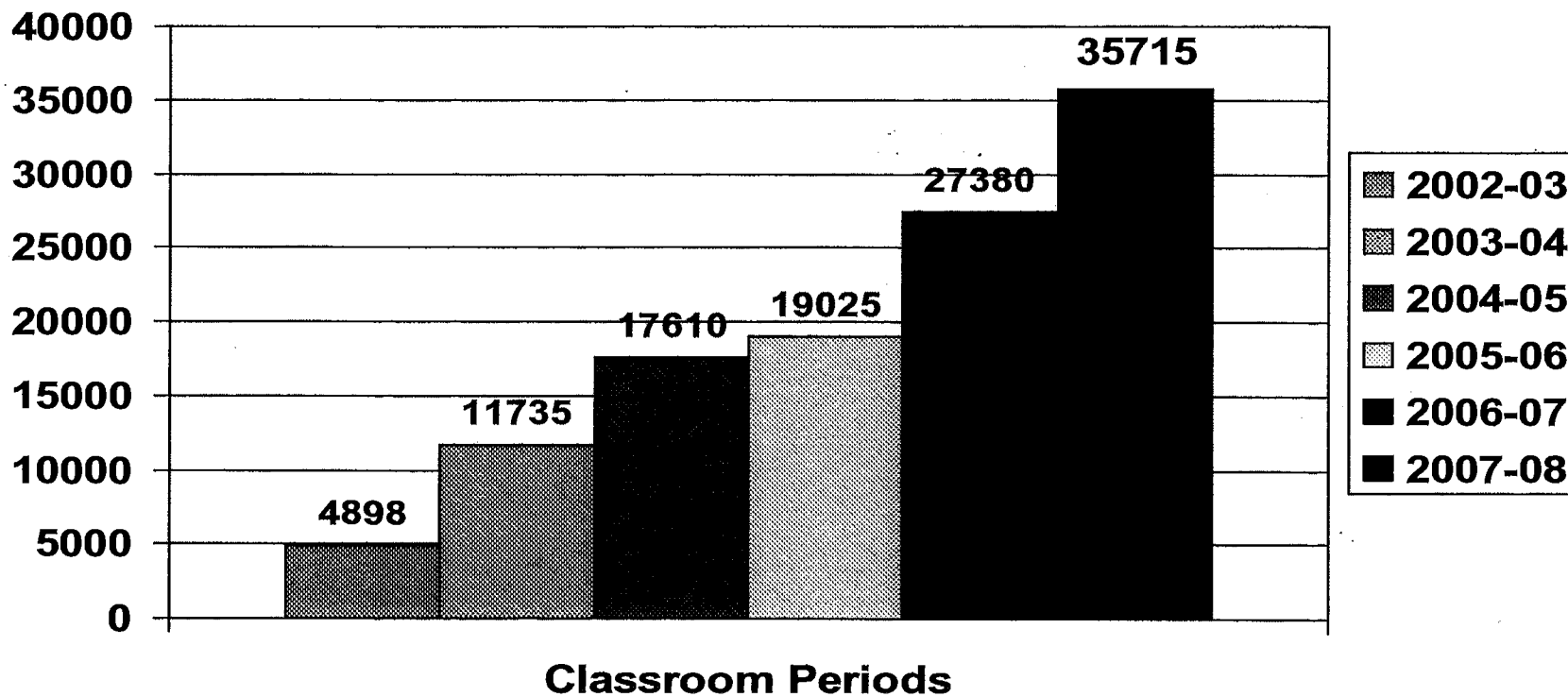


**Projected vs. Actual FTE
2004-05 – 2007-08**



◆ Projected FTE
■ Actual FTE

Team-Teaching 2002-03 to 2007-08





2007-08 Process and Timelines for Appeals

November 30 – Districts and Charter Schools receive October 2007 school-level class size averages and appeals process begins.

January 2 – Deadline for submission of appeal and supporting documentation.

January 2 – January 14 - Review of appeals.

February 4 – State Board of Education approval of transfer calculation.

February 15 – Submission to the Legislative Budget Commission for final approval of transfer calculation.

History of Class Size Appeals

	Number of Districts Not in Compliance – Pre-Appeals	Number of Districts Not in Compliance – Post-Appeals
2003-04	17	8
2004-05	18	9
2005-06	3	1
2006-07	42 Districts – 177 Traditional Public Schools 88 Charter Schools	24 Districts – 86 Traditional Public Schools 49 Charter Schools
2007-08	31 Districts 69 Traditional Public Schools 19 Charter Schools	16 Districts 23 Traditional Public Schools 8 Charter Schools

History of Class Size Transfer Calculation

	Pre-Appeals	Post-Appeals
2003-04	\$21,488,179	\$1,479,948
2004-05	\$11,354,475	\$1,076,719
2005-06	\$5,222,735	\$496,059
2006-07	\$14,668,338	\$5,318,921
2007-08	\$6,132,926	Post-Appeals \$528,138 After 10% Policy Applied \$475,324



School-Level Compliance 2007-2008

Prior to Appeals

- 69 Traditional (2.25%) and 19 Charter (5.38%) Schools were determined to not have met compliance with class size requirements.
- 31 districts had at least 1 school out of compliance



Bases for Appeals

- Unexpected student growth
- Inability to hire teachers
- District reporting errors
- Other



School-Level Compliance 2007-2008 Post- Appeals

- 23 Traditional (0.75%) and 8 Charter (2.27%) Schools were determined to not have met compliance with class size requirements.
- 16 districts had at least 1 school out of compliance



Final Appeals, 2007-08

- Commissioner, under new statutory authority, recommended the reduction of the transfer amount by 10% for 2007-08.
- Action taken by State Board of Education on February 4, 2008
 - Approved alternative transfer calculation for noncompliance with class size reduction requirements
 - Determination of ineligibility of noncompliant schools from participation in the 2008-09 School-Year Voluntary Prekindergarten Program
- Action by the Legislative Budget Commission
 - Consideration of alternative transfer calculation for noncompliance with class size reduction requirements

K-12 Class Size Reduction

Total Operating and Capital Costs to Implement through 2010-11

	2003/04	2004/05	2005/06	2006/07	2007/08	2008/09	2009/10	2010/11	8 Yr Total
2003/04	468,198,634	468,198,634	468,198,634	468,198,634	468,198,634	468,198,634	468,198,634	468,198,634	3,745,589,072
2004/05		503,992,582	503,992,582	503,992,582	503,992,582	503,992,582	503,992,582	503,992,582	3,527,948,074
2005/06			535,008,480	535,008,480	535,008,480	535,008,480	535,008,480	535,008,480	3,210,050,880
2006/07				601,329,648	601,329,648	601,329,648	601,329,648	601,329,648	3,006,648,240
2007/08					567,931,849	567,931,849	567,931,849	567,931,849	2,271,727,396
2008/09						606,304,336	606,304,336	606,304,336	1,818,913,008
2009/10							686,668,927	686,668,927	1,373,337,854
2010/11								618,023,247	618,023,247
Operating Cost	468,198,634	972,191,216	1,507,199,696	2,108,529,344	2,676,461,193	3,282,765,529	3,969,434,456	4,587,457,703	19,572,237,771
FCO Cost	600,000,000	100,000,000	83,400,000	1,100,000,000	650,000,000	314,377,246	0	0	3,047,959,727
TOTAL	1,068,198,634	1,072,191,216	1,590,599,696	3,208,529,344	3,326,461,193	3,597,142,775	3,969,434,456	4,587,457,703	22,420,015,017



Presentation may be accessed at

<http://www.fldoe.org/arm/class-size.asp>

FLORIDA DEPARTMENT OF EDUCATION
2007-08 CLASS SIZE REDUCTION TRANSFER TO FIXED CAPITAL OUTLAY
ALL SCHOOLS SUMMARY SHEET

District	Initial Transfer	Transfer After Growth Adjustment	Transfer After Appeals	Transfer After 10% Reduction	Transfer After Dispersment Adj.
1 Alachua	17,680	17,680	5,656	5,090	5,090
2 Baker	0	0	0	0	0
3 Bay	0	0	0	0	0
4 Bradford	36,885	36,885	0	0	0
5 Brevard	31,637	0	0	0	0
6 Broward	62,899	0	0	0	0
7 Calhoun	0	0	0	0	0
8 Charlotte	0	0	0	0	0
9 Citrus	365,558	326,664	0	0	0
10 Clay	35,002	35,002	0	0	0
11 Collier	0	0	0	0	0
12 Columbia	0	0	0	0	0
13 Miami-Dade	253,694	0	0	0	0
14 DeSoto	0	0	0	0	0
15 Dixie	0	0	0	0	0
16 Duval	1,237,850	205,869	72,514	65,263	65,263
17 Escambia	12,788	12,788	12,788	11,509	11,509
18 Flagler	33,071	0	0	0	0
19 Franklin	41,661	41,661	4,741	4,267	4,267
20 Gadsden	52,228	0	0	0	0
21 Gilchrist	0	0	0	0	0
22 Glades	102,785	102,785	0	0	0
23 Gulf	57,679	0	0	0	0
24 Hamilton	0	0	0	0	0
25 Hardee	45,364	22,186	22,186	19,967	19,967
26 Hendry	59,407	0	0	0	0
27 Hernando	0	0	0	0	0
28 Highlands	0	0	0	0	0
29 Hillsborough	0	0	0	0	0
30 Holmes	0	0	0	0	0
31 Indian River	0	0	0	0	0
32 Jackson	0	0	0	0	0
33 Jefferson	3,687	3,687	0	0	0
34 Lafayette	0	0	0	0	0
35 Lake	0	0	0	0	0
36 Lee	188,740	188,740	30,796	27,716	27,716
37 Leon	14,721	14,721	14,721	13,249	13,249
38 Levy	0	0	0	0	0
39 Liberty	139,760	139,760	0	0	0
40 Madison	0	0	0	0	0
41 Manatee	181,879	179,407	111,806	100,625	100,625
42 Marion	1,239,314	1,239,314	286	257	257
43 Martin	0	0	0	0	0
44 Monroe	0	0	0	0	0
45 Nassau	0	0	0	0	0
46 Okaloosa	0	0	0	0	0
47 Okeechobee	0	0	0	0	0
48 Orange	1,434,220	1,078,570	29,125	26,213	26,213
49 Osceola	311,631	311,631	104,550	94,095	94,095
50 Palm Beach	0	0	0	0	0
51 Pasco	0	0	0	0	0
52 Pinellas	0	0	0	0	0
53 Polk	9,186	9,186	7,180	6,462	6,462
54 Putnam	6,986	6,986	6,986	6,287	6,287
55 St. Johns	0	0	0	0	0
56 St. Lucie	0	0	0	0	0
57 Santa Rosa	0	0	0	0	0
58 Sarasota	0	0	0	0	0
59 Seminole	0	0	0	0	0
60 Sumter	0	0	0	0	0
61 Suwannee	34,526	0	0	0	0
62 Taylor	0	0	0	0	0
63 Union	0	0	0	0	0
64 Volusia	31,853	31,853	31,853	28,668	28,668
65 Wakulla	17,285	10,139	0	0	0
66 Walton	0	0	0	0	0
67 Washington	0	0	0	0	0
68 Washington Special	0	0	0	0	0
69 FAMU Lab School	0	0	0	0	0
70 FAU Lab School	44,597	44,597	44,597	40,137	40,137
71 FSU Lab - Broward	28,353	28,353	28,353	25,518	25,518
72 FSU Lab - Leon	0	0	0	0	0
73 UF Lab School	0	0	0	0	0
74 Virtual School	0	0	0	0	0
State	6,132,926	4,088,464	528,138	475,324	475,324

FLORIDA DEPARTMENT OF EDUCATION

2007-08 CLASS SIZE REDUCTION TRANSFER TO FIXED CAPITAL OUTLAY
TRADITIONAL SCHOOLS

District	Initial Transfer				Transfer after Growth Adjustment				Transfer after Appeals			
	GK-3	G4-8	G9-12	Total	GK-3	G4-8	G9-12	Total	GK-3	G4-8	G9-12	Total
1 Alachua	0	0	0	0	0	0	0	0	0	0	0	0
2 Baker	0	0	0	0	0	0	0	0	0	0	0	0
3 Bay	0	0	0	0	0	0	0	0	0	0	0	0
4 Bradford	0	36,885	0	36,885	0	36,885	0	36,885	0	0	0	0
5 Brevard	0	0	0	0	0	0	0	0	0	0	0	0
6 Broward	0	0	0	0	0	0	0	0	0	0	0	0
7 Calhoun	0	0	0	0	0	0	0	0	0	0	0	0
8 Charlotte	0	0	0	0	0	0	0	0	0	0	0	0
9 Citrus	204,159	122,505	38,894	365,558	204,159	122,505	0	326,664	0	0	0	0
10 Clay	0	35,002	0	35,002	0	35,002	0	35,002	0	0	0	0
11 Collier	0	0	0	0	0	0	0	0	0	0	0	0
12 Columbia	0	0	0	0	0	0	0	0	0	0	0	0
13 Miami-Dade	135,596	18,964	0	154,560	0	0	0	0	0	0	0	0
14 DeSoto	0	0	0	0	0	0	0	0	0	0	0	0
15 Dixie	0	0	0	0	0	0	0	0	0	0	0	0
16 Duval	153,502	52,367	1,031,981	1,237,850	153,502	52,367	0	205,869	72,514	0	0	72,514
17 Escambia	0	0	0	0	0	0	0	0	0	0	0	0
18 Flagler	33,071	0	0	33,071	0	0	0	0	0	0	0	0
19 Franklin	32,180	0	0	32,180	32,180	0	0	32,180	0	0	0	0
20 Gadsden	52,228	0	0	52,228	0	0	0	0	0	0	0	0
21 Gilchrist	0	0	0	0	0	0	0	0	0	0	0	0
22 Glades	0	0	0	0	0	0	0	0	0	0	0	0
23 Gulf	57,679	0	0	57,679	0	0	0	0	0	0	0	0
24 Hamilton	0	0	0	0	0	0	0	0	0	0	0	0
25 Hardee	45,364	0	0	45,364	22,186	0	0	22,186	22,186	0	0	22,186
26 Hendry	0	0	59,407	59,407	0	0	0	0	0	0	0	0
27 Hernando	0	0	0	0	0	0	0	0	0	0	0	0
28 Highlands	0	0	0	0	0	0	0	0	0	0	0	0
29 Hillsborough	0	0	0	0	0	0	0	0	0	0	0	0
30 Holmes	0	0	0	0	0	0	0	0	0	0	0	0
31 Indian River	0	0	0	0	0	0	0	0	0	0	0	0
32 Jackson	0	0	0	0	0	0	0	0	0	0	0	0
33 Jefferson	3,687	0	0	3,687	3,687	0	0	3,687	0	0	0	0
34 Lafayette	0	0	0	0	0	0	0	0	0	0	0	0
35 Lake	0	0	0	0	0	0	0	0	0	0	0	0
36 Lee	0	0	0	0	0	0	0	0	0	0	0	0
37 Leon	14,721	0	0	14,721	14,721	0	0	14,721	14,721	0	0	14,721
38 Levy	0	0	0	0	0	0	0	0	0	0	0	0
39 Liberty	108,770	19,979	11,011	139,760	108,770	19,979	11,011	139,760	0	0	0	0
40 Madison	0	0	0	0	0	0	0	0	0	0	0	0
41 Manatee	179,407	2,472	0	181,879	179,407	0	0	179,407	111,806	0	0	111,806
42 Marion	35,677	1,203,637	0	1,239,314	35,677	1,203,637	0	1,239,314	286	0	0	286
43 Martin	0	0	0	0	0	0	0	0	0	0	0	0
44 Monroe	0	0	0	0	0	0	0	0	0	0	0	0
45 Nassau	0	0	0	0	0	0	0	0	0	0	0	0
46 Okaloosa	0	0	0	0	0	0	0	0	0	0	0	0
47 Okeechobee	0	0	0	0	0	0	0	0	0	0	0	0
48 Orange	671,546	7,670	613,667	1,292,883	671,546	7,670	258,017	937,233	0	0	0	0
49 Osceola	180,325	0	21,743	202,068	180,325	0	21,743	202,068	0	0	0	0
50 Palm Beach	0	0	0	0	0	0	0	0	0	0	0	0
51 Pasco	0	0	0	0	0	0	0	0	0	0	0	0
52 Pinellas	0	0	0	0	0	0	0	0	0	0	0	0
53 Polk	0	0	0	0	0	0	0	0	0	0	0	0
54 Putnam	6,986	0	0	6,986	6,986	0	0	6,986	6,986	0	0	6,986
55 St. Johns	0	0	0	0	0	0	0	0	0	0	0	0
56 St. Lucie	0	0	0	0	0	0	0	0	0	0	0	0
57 Santa Rosa	0	0	0	0	0	0	0	0	0	0	0	0
58 Sarasota	0	0	0	0	0	0	0	0	0	0	0	0
59 Seminole	0	0	0	0	0	0	0	0	0	0	0	0
60 Sumter	0	0	0	0	0	0	0	0	0	0	0	0
61 Suwannee	0	34,526	0	34,526	0	0	0	0	0	0	0	0
62 Taylor	0	0	0	0	0	0	0	0	0	0	0	0
63 Union	0	0	0	0	0	0	0	0	0	0	0	0
64 Volusia	29,202	2,651	0	31,853	29,202	2,651	0	31,853	29,202	2,651	0	31,853
65 Wakulla	0	0	0	0	0	0	0	0	0	0	0	0
66 Walton	0	0	0	0	0	0	0	0	0	0	0	0
67 Washington	0	0	0	0	0	0	0	0	0	0	0	0
68 Washington Special	0	0	0	0	0	0	0	0	0	0	0	0
69 FAMU Lab School	0	0	0	0	0	0	0	0	0	0	0	0
70 FAU Lab School	44,597	0	0	44,597	44,597	0	0	44,597	44,597	0	0	44,597
71 FSU Lab - Broward	28,353	0	0	28,353	28,353	0	0	28,353	28,353	0	0	28,353
72 FSU Lab - Leon	0	0	0	0	0	0	0	0	0	0	0	0
73 UF Lab School	0	0	0	0	0	0	0	0	0	0	0	0
74 Virtual School	0	0	0	0	0	0	0	0	0	0	0	0
State	2,017,050	1,536,658	1,776,703	5,330,411	1,715,298	1,480,696	290,771	3,486,765	330,651	2,651	0	333,302

FLORIDA DEPARTMENT OF EDUCATION
2007-08 CLASS SIZE REDUCTION TRANSFER TO FIXED CAPITAL OUTLAY
CHARTER SCHOOLS

District	Initial Transfer				Transfer after Growth Adjustment				Transfer after Appeals			
	GK-3	G4-8	G9-12	Total	GK-3	G4-8	G9-12	Total	GK-3	G4-8	G9-12	Total
1 Alachua	5,656	12,024	0	17,680	5,656	12,024	0	17,680	5,656	0	0	5,656
2 Baker	0	0	0	0	0	0	0	0	0	0	0	0
3 Bay	0	0	0	0	0	0	0	0	0	0	0	0
4 Bradford	0	0	0	0	0	0	0	0	0	0	0	0
5 Brevard	31,637	0	0	31,637	0	0	0	0	0	0	0	0
6 Broward	0	62,899	0	62,899	0	0	0	0	0	0	0	0
7 Calhoun	0	0	0	0	0	0	0	0	0	0	0	0
8 Charlotte	0	0	0	0	0	0	0	0	0	0	0	0
9 Citrus	0	0	0	0	0	0	0	0	0	0	0	0
10 Clay	0	0	0	0	0	0	0	0	0	0	0	0
11 Collier	0	0	0	0	0	0	0	0	0	0	0	0
12 Columbia	0	0	0	0	0	0	0	0	0	0	0	0
13 Miami-Dade	58,159	40,975	0	99,134	0	0	0	0	0	0	0	0
14 DeSoto	0	0	0	0	0	0	0	0	0	0	0	0
15 Dixie	0	0	0	0	0	0	0	0	0	0	0	0
16 Duval	0	0	0	0	0	0	0	0	0	0	0	0
17 Escambia	10,825	1,963	0	12,788	10,825	1,963	0	12,788	10,825	1,963	0	12,788
18 Flagler	0	0	0	0	0	0	0	0	0	0	0	0
19 Franklin	9,481	0	0	9,481	9,481	0	0	9,481	4,741	0	0	4,741
20 Gadsden	0	0	0	0	0	0	0	0	0	0	0	0
21 Gilchrist	0	0	0	0	0	0	0	0	0	0	0	0
22 Glades	102,785	0	0	102,785	102,785	0	0	102,785	0	0	0	0
23 Gulf	0	0	0	0	0	0	0	0	0	0	0	0
24 Hamilton	0	0	0	0	0	0	0	0	0	0	0	0
25 Hardee	0	0	0	0	0	0	0	0	0	0	0	0
26 Hendry	0	0	0	0	0	0	0	0	0	0	0	0
27 Hernando	0	0	0	0	0	0	0	0	0	0	0	0
28 Highlands	0	0	0	0	0	0	0	0	0	0	0	0
29 Hillsborough	0	0	0	0	0	0	0	0	0	0	0	0
30 Holmes	0	0	0	0	0	0	0	0	0	0	0	0
31 Indian River	0	0	0	0	0	0	0	0	0	0	0	0
32 Jackson	0	0	0	0	0	0	0	0	0	0	0	0
33 Jefferson	0	0	0	0	0	0	0	0	0	0	0	0
34 Lafayette	0	0	0	0	0	0	0	0	0	0	0	0
35 Lake	0	0	0	0	0	0	0	0	0	0	0	0
36 Lee	176,604	12,136	0	188,740	176,604	12,136	0	188,740	30,796	0	0	30,796
37 Leon	0	0	0	0	0	0	0	0	0	0	0	0
38 Levy	0	0	0	0	0	0	0	0	0	0	0	0
39 Liberty	0	0	0	0	0	0	0	0	0	0	0	0
40 Madison	0	0	0	0	0	0	0	0	0	0	0	0
41 Manatee	0	0	0	0	0	0	0	0	0	0	0	0
42 Marion	0	0	0	0	0	0	0	0	0	0	0	0
43 Martin	0	0	0	0	0	0	0	0	0	0	0	0
44 Monroe	0	0	0	0	0	0	0	0	0	0	0	0
45 Nassau	0	0	0	0	0	0	0	0	0	0	0	0
46 Okaloosa	0	0	0	0	0	0	0	0	0	0	0	0
47 Okeechobee	0	0	0	0	0	0	0	0	0	0	0	0
48 Orange	97,836	43,501	0	141,337	97,836	43,501	0	141,337	29,125	0	0	29,125
49 Osceola	22,068	87,495	0	109,563	22,068	87,495	0	109,563	22,068	82,482	0	104,550
50 Palm Beach	0	0	0	0	0	0	0	0	0	0	0	0
51 Pasco	0	0	0	0	0	0	0	0	0	0	0	0
52 Pinellas	0	0	0	0	0	0	0	0	0	0	0	0
53 Polk	9,186	0	0	9,186	9,186	0	0	9,186	7,180	0	0	7,180
54 Putnam	0	0	0	0	0	0	0	0	0	0	0	0
55 St. Johns	0	0	0	0	0	0	0	0	0	0	0	0
56 St. Lucie	0	0	0	0	0	0	0	0	0	0	0	0
57 Santa Rosa	0	0	0	0	0	0	0	0	0	0	0	0
58 Sarasota	0	0	0	0	0	0	0	0	0	0	0	0
59 Seminole	0	0	0	0	0	0	0	0	0	0	0	0
60 Sumter	0	0	0	0	0	0	0	0	0	0	0	0
61 Suwannee	0	0	0	0	0	0	0	0	0	0	0	0
62 Taylor	0	0	0	0	0	0	0	0	0	0	0	0
63 Union	0	0	0	0	0	0	0	0	0	0	0	0
64 Volusia	0	0	0	0	0	0	0	0	0	0	0	0
65 Wakulla	0	17,285	0	17,285	0	10,139	0	10,139	0	0	0	0
66 Walton	0	0	0	0	0	0	0	0	0	0	0	0
67 Washington	0	0	0	0	0	0	0	0	0	0	0	0
68 Washington Special	0	0	0	0	0	0	0	0	0	0	0	0
69 FAMU Lab School	0	0	0	0	0	0	0	0	0	0	0	0
70 FAU Lab School	0	0	0	0	0	0	0	0	0	0	0	0
71 FSU Lab - Broward	0	0	0	0	0	0	0	0	0	0	0	0
72 FSU Lab - Leon	0	0	0	0	0	0	0	0	0	0	0	0
73 UF Lab School	0	0	0	0	0	0	0	0	0	0	0	0
74 Virtual School	0	0	0	0	0	0	0	0	0	0	0	0
State	524,237	278,278	0	802,515	434,441	167,258	0	601,699	110,391	84,445	0	194,836

FLORIDA DEPARTMENT OF EDUCATION

CLASS SIZE REDUCTION TRANSFER TO FIXED CAPITAL OUTLAY
ALL SCHOOLS

Dist. #	School #	District	Charter/ Traditional	School Name	Allocation				Estimated Disbursements	Estimated Balance	Transfer Including 10% Adj.	Adjusted Transfer	Adjustments
					GK-3	G4-8	G9-12	Total					
1	10953	ALACHUA	CHARTER	CARING & SHARING LEARNING SCH	75,412	37,509	0	112,921	65,012	47,909	5,090	5,090	0
1	10954	ALACHUA	CHARTER	LOVE TO LEARN EDUCATIONAL CTR	36,358	28,628	0	64,986	37,415	27,571	0	0	0
4	40131	BRADFORD	TRADITIONAL	LAWTEY COMMUNITY SCHOOL	187,761	160,369	0	348,130	198,279	149,851	0	0	0
5	56519	BREVARD	CHARTER	PALM BAY COMMUNITY CHARTER-PAT	510,271	460,110	0	970,381	547,097	423,284	0	0	0
6	65362	BROWARD	CHARTER	HOLLYWOOD ACADEMY OF ARTS AND	0	217,642	0	217,642	122,082	95,560	0	0	0
9	90161	CITRUS	TRADITIONAL	LECANTO PRIMARY SCHOOL	573,047	257,152	0	830,199	468,637	361,562	0	0	0
9	90171	CITRUS	TRADITIONAL	HERNANDO ELEMENTARY SCHOOL	442,825	234,235	0	677,060	382,192	294,868	0	0	0
9	90181	CITRUS	TRADITIONAL	CITRUS SPRINGS ELEMENTARY SCHL	666,854	337,700	0	1,004,554	567,058	437,496	0	0	0
9	90322	CITRUS	TRADITIONAL	THE HORIZON EDUCATIONAL CENTER	0	0	38,894	38,894	21,955	16,939	0	0	0
10	100301	CLAY	TRADITIONAL	KEYSTONE HEIGHTS ELEMENTARY	484,701	330,206	0	814,907	466,515	348,392	0	0	0
13	130070	DADE	CHARTER	CORAL REEF MONTESSORI ACADEMY	217,772	122,530	0	340,302	190,696	149,606	0	0	0
13	130801	DADE	TRADITIONAL	CITRUS GROVE ELEMENTARY SCHOOL	708,557	339,255	0	1,047,812	587,166	460,646	0	0	0
13	131041	DADE	TRADITIONAL	CORAL REEF ELEMENTARY SCHOOL	608,686	278,541	0	887,227	497,179	390,048	0	0	0
13	131361	DADE	TRADITIONAL	FREDERICK R. DOUGLASS ELEM.	420,002	122,576	0	542,578	304,046	238,532	0	0	0
13	132151	DADE	TRADITIONAL	JACK DAVID GORDON COMMUNITY SC	758,801	432,511	0	1,191,312	667,580	523,732	0	0	0
13	132351	DADE	TRADITIONAL	ENEIDA M. HARTNER ELEM. SCHOOL	499,054	216,877	0	715,931	401,189	314,742	0	0	0
13	133941	DADE	TRADITIONAL	NORTH MIAMI ELEMENTARY SCHOOL	639,914	262,304	0	902,218	505,579	396,639	0	0	0
13	133981	DADE	TRADITIONAL	NORTH TWIN LAKES ELEM. SCHOOL	478,764	233,761	0	712,525	399,280	313,245	0	0	0
13	134000	DADE	CHARTER	MIAMI CHILDREN'S MUSEUM	173,610	0	0	173,610	97,286	76,324	0	0	0
13	134281	DADE	TRADITIONAL	PALM SPRINGS NORTH ELEM. SCHL	664,314	410,837	0	1,075,151	602,486	472,665	0	0	0
13	135381	DADE	TRADITIONAL	E.W.F. STIRRUP ELEMENTARY SCHL	636,311	274,379	0	910,690	510,327	400,363	0	0	0
13	135981	DADE	TRADITIONAL	DR. EDWARD L. WHIGHAM ELEM.	531,017	263,329	0	794,346	445,131	349,215	0	0	0
13	136044	DADE	CHARTER	EXCEL ACADEMY MIDDLE CHARTER S	0	59,821	0	59,821	33,522	26,299	0	0	0
16	160451	DUVAL	TRADITIONAL	DINSMORE ELEMENTARY SCHOOL	442,558	175,615	0	618,173	346,480	271,693	37,839	37,839	0
16	160501	DUVAL	TRADITIONAL	DROP BACK IN ACADEMY OF DUVAL	0	0	1,031,981	1,031,981	578,416	453,565	0	0	0
16	160881	DUVAL	TRADITIONAL	JOHN STOCKTON ELEMENTARY SCHL	391,349	183,432	0	574,781	322,160	252,621	1,761	1,761	0
16	161441	DUVAL	TRADITIONAL	JACKSONVILLE BEACH ELEM. SCHL	398,870	225,527	0	624,397	349,969	274,428	3,949	3,949	0
16	162161	DUVAL	TRADITIONAL	JEFFERSON DAVIS MIDDLE SCHOOL	0	1,454,642	0	1,454,642	815,314	639,328	0	0	0
16	162321	DUVAL	TRADITIONAL	CHIMNEY LAKES ELEMENTARY SCHL	762,049	382,825	0	1,144,874	641,692	503,182	7,545	7,545	0
16	162491	DUVAL	TRADITIONAL	GREENLAND PINES ELEM. SCHOOL	953,430	392,345	0	1,345,775	754,295	591,480	9,439	9,439	0
16	162641	DUVAL	TRADITIONAL	CHET'S CREEK ELEMENTARY SCHOOL	875,893	351,468	0	1,227,361	687,925	539,436	4,730	4,730	0
17	172104	ESCAMBIA	CHARTER	JACKIE HARRIS PREPARATORY ACAD	144,332	43,644	0	187,976	106,412	81,564	9,743	9,743	0
17	172106	ESCAMBIA	CHARTER	BYRNEVILLE ELEMENTARY SCHOOL	112,288	39,262	0	151,550	85,791	65,759	1,767	1,767	0
18	180051	FLAGLER	TRADITIONAL	RYMFIRE ELEMENTARY SCHOOL	870,288	385,926	0	1,256,214	711,024	545,190	0	0	0
19	190091	FRANKLIN	TRADITIONAL	CARRABELLE SCHOOL	107,265	46,611	277,289	431,165	246,932	184,233	0	0	0
19	199009	FRANKLIN	CHARTER	APALACHICOLA BAY CHARTER SCHL	118,514	123,456	0	241,970	138,578	103,392	4,267	4,267	0
20	200191	GADSDEN	TRADITIONAL	ST. JOHNS ELEMENTARY SCHOOL	267,838	90,613	0	358,451	202,846	155,605	0	0	0
22	220056	GLADES	CHARTER	PEMAYETV EMAHAKV "OUR WAY SCHO	102,785	42,692	0	145,477	82,493	62,984	0	0	0
23	230051	GULF	TRADITIONAL	PORT ST. JOE ELEMENTARY SCHOOL	349,571	188,446	12,561	550,578	308,706	241,872	0	0	0
25	250011	HARDEE	TRADITIONAL	HILLTOP ELEMENTARY SCHOOL	331,127	151,564	0	482,691	272,707	209,984	19,967	19,967	0
26	260181	HENDRY	TRADITIONAL	LABELLE HIGH SCHOOL	10,242	0	1,120,878	1,131,120	647,240	483,880	0	0	0
33	330111	JEFFERSON	TRADITIONAL	JEFFERSON COUNTY ELEM. SCHOOL	460,889	134,410	0	595,299	333,839	261,460	0	0	0
36	364111	LEE	CHARTER	CAPE CORAL CHARTER SCHOOL	349,954	251,525	0	601,479	346,232	255,247	27,716	27,716	0
36	364131	LEE	CHARTER	LEE CHARTER ACADEMY	115,444	84,279	0	199,723	114,968	84,755	0	0	0
37	371181	LEON	TRADITIONAL	BOND ELEMENTARY SCHOOL	490,691	156,453	0	647,144	365,609	281,535	13,249	13,249	0

Dist. #	School #	District	Charter/ Traditional	School Name	Allocation				Estimated Disbursements	Estimated Balance	Including 10% Adj.	Adjusted Transfer	Adjusted Adjustments
					GK-3	G4-8	G9-12	Total					
39	390031	LIBERTY	TRADITIONAL	W. R. TOLAR K-8 SCHOOL	338,951	274,412	0	613,363	371,452	241,911	0	0	0
39	390041	LIBERTY	TRADITIONAL	HOSFORD ELEM. JR. HIGH SCHOOL	142,848	124,091	0	266,939	161,658	105,281	0	0	0
39	390071	LIBERTY	TRADITIONAL	SECOND CHANCE	0	19,979	11,011	30,990	18,768	12,222	0	0	0
41	410181	MANATEE	TRADITIONAL	MANATEE HIGH SCHOOL	0	0	2,212,096	2,212,096	1,248,691	963,405	0	0	0
41	410621	MANATEE	TRADITIONAL	FLORINE J ABEL ELEM. SCHOOL	510,813	178,271	0	689,084	388,976	300,108	920	920	0
41	410641	MANATEE	TRADITIONAL	WILLIAM H. BASHAW ELEMENTARY	501,205	241,727	0	742,932	419,373	323,559	4,511	4,511	0
41	410671	MANATEE	TRADITIONAL	SEA BREEZE ELEMENTARY SCHOOL	504,508	189,355	0	693,863	391,674	302,189	28,606	28,606	0
41	410741	MANATEE	TRADITIONAL	KINNAN ELEMENTARY SCHOOL	504,285	225,456	0	729,741	411,926	317,815	4,539	4,539	0
41	410751	MANATEE	TRADITIONAL	ROWLETT MAGNET ELEMENTARY SCHO	624,459	231,857	0	856,316	483,376	372,940	43,275	43,275	0
41	410771	MANATEE	TRADITIONAL	GILBERT W MCNEAL ELEM SCHOOL	508,831	226,690	0	735,521	415,189	320,332	18,776	18,776	0
41	410781	MANATEE	TRADITIONAL	FREEDOM ELEMENTARY SCHOOL	609,002	225,790	0	834,792	471,226	363,566	0	0	0
42	420291	MARION	TRADITIONAL	MADISON ST ACAD OF VISUAL PERF	286,112	155,012	0	441,124	254,591	186,533	257	257	0
42	420361	MARION	TRADITIONAL	OSCEOLA MIDDLE SCHOOL	0	1,063,781	0	1,063,781	613,952	449,829	0	0	0
42	420431	MARION	TRADITIONAL	WYOMINA PARK ELEMENTARY SCHOOL	398,575	139,856	0	538,431	310,751	227,680	0	0	0
42	429727	MARION	TRADITIONAL	ARC IDEA PART H BIRTH-3	35,391	0	0	35,391	20,426	14,965	0	0	0
48	480042	ORANGE	TRADITIONAL	AE BETA	165,359	14,146	88,490	267,995	151,513	116,482	0	0	0
48	480056	ORANGE	CHARTER	LAKE EOLA CHARTER SCHOOL	72,290	136,796	0	209,086	118,208	90,878	0	0	0
48	480072	ORANGE	CHARTER	OAKLAND AVENUE CHARTER SCHOOL	416,071	145,682	0	561,753	317,591	244,162	26,213	26,213	0
48	480114	ORANGE	TRADITIONAL	AE YOP	0	4,741	67,995	72,736	41,122	31,614	0	0	0
48	480235	ORANGE	TRADITIONAL	THORNE BROOKE ELEM. SCHOOL	576,910	306,784	0	883,694	499,603	384,091	0	0	0
48	480591	ORANGE	TRADITIONAL	GATEWAY SCHOOL	0	23,524	50,208	73,732	41,885	32,047	0	0	0
48	481431	ORANGE	TRADITIONAL	RIDGEWOOD PARK ELEM. SCHOOL	587,453	206,771	0	794,224	449,021	345,203	0	0	0
48	481491	ORANGE	TRADITIONAL	PALMETTO ELEMENTARY SCHOOL	872,179	320,505	0	1,192,684	674,293	518,391	0	0	0
48	481511	ORANGE	TRADITIONAL	WEST ORANGE HIGH SCHOOL	0	0	2,580,167	2,580,167	1,458,717	1,121,450	0	0	0
48	481632	ORANGE	TRADITIONAL	OLYMPIA HIGH SCHOOL	0	2,692	3,252,440	3,255,132	1,840,314	1,414,818	0	0	0
48	481776	ORANGE	TRADITIONAL	SUNSET PARK ELEMENTARY SCHOOL	743,099	306,256	0	1,049,355	593,261	456,094	0	0	0
49	490701	OSCEOLA	TRADITIONAL	MILL CREEK ELEMENTARY SCHOOL	739,091	360,406	0	1,099,497	629,780	469,717	0	0	0
49	490857	OSCEOLA	TRADITIONAL	GED EXIT OPTION PROGRAM	0	0	32,647	32,647	18,700	13,947	0	0	0
49	490863	OSCEOLA	CHARTER	FOUR CORNERS CHARTER ELEM.	479,736	455,702	0	935,438	535,809	399,629	94,095	94,095	0
49	490904	OSCEOLA	TRADITIONAL	PARTIN SETTLEMENT ELEM. SCHOOL	653,756	317,300	0	971,056	556,210	414,846	0	0	0
53	531351	POLK	CHARTER	POLK AVENUE ELEMENTARY SCHOOL	398,896	155,321	0	554,217	316,546	237,671	6,462	6,462	0
53	531951	POLK	CHARTER	BERKLEY ELEMENTARY SCHOOL	401,163	182,925	0	584,088	333,607	250,481	0	0	0
54	540251	PUTNAM	TRADITIONAL	MIDDLETON-BURNEY ELEMENTARY	698,575	0	0	698,575	400,648	297,927	6,287	6,287	0
61	610042	SUWANNEE	TRADITIONAL	SUWANNEE INTERMEDIATE SCHOOL	1,509	594,079	0	595,588	327,878	267,710	0	0	0
61	610089	SUWANNEE	TRADITIONAL	BRANFORD ELEMENTARY SCHOOL	455,752	163,078	0	618,830	340,673	278,157	0	0	0
64	640734	VOLUSIA	TRADITIONAL	TOMOKA ELEMENTARY SCHOOL	545,571	265,069	0	810,640	461,582	349,058	2,386	2,386	0
64	641237	VOLUSIA	TRADITIONAL	CORONADO BEACH ELEMENTARY SCHL	201,822	92,663	0	294,485	167,681	126,804	10,716	10,716	0
64	644621	VOLUSIA	TRADITIONAL	SUGAR MILL ELEMENTARY SCHOOL	507,898	203,980	0	711,878	405,346	306,532	457	457	0
64	646751	VOLUSIA	TRADITIONAL	DISCOVERY ELEMENTARY SCHOOL	562,473	277,971	0	840,444	478,552	361,892	1,518	1,518	0
64	646841	VOLUSIA	TRADITIONAL	SUNRISE ELEMENTARY SCHOOL	604,016	297,030	0	901,046	513,059	387,987	13,590	13,590	0
65	650005	WAKULLA	CHARTER	WAKULLA COAST CHARTER SCHOOL O	35,929	61,076	0	97,005	53,728	43,277	0	0	0
70	700011	FAU LAB SCH	TRADITIONAL	FLORIDA ATLANTIC UNIVERSITY SC	262,333	320,512	62,840	645,685	380,042	265,643	40,137	40,137	0
71	710351	FSU LAB SCH	TRADITIONAL	PEMBROKE PINES/FSUS CHARTER EL	429,597	193,629	0	623,226	353,397	269,829	25,518	25,518	0
TOTAL					32,345,866	18,689,922	10,839,497	61,875,285 0	35,017,932	26,857,353	475,324	475,324	0

**Pupil Population Growth Changes
Across the 2006-07 School Year**

Prepared for

HOUSE OF REPRESENTATIVES

Committee on 21st Century Competitiveness

February 5, 2008

**Lavan Dukes
Florida Department of Education**

Pupil Population Changes Throughout the 2006-07 School Year

1. Tables 1., 2. and 3. and Chart 1-- Population Changes for Approximately Every 20 Days in 2006-07

Four views are provided to show the changes across the 2006-07 School Year. The first table shows raw totals of pupil populations across each of the specific dates while the second shows the percentage change from the prior month. The final column in the second table shows the change from the count of September 15, 2006. The third table provides the net percentage change from the first count date (9/15/06) to the last count date sorted by percentage change.

Notable in these tables are the changes that show that 10 districts gained population from the first count (9/15/06) to the last count while 57 districts lost population over that span of time.

Chart 1 provides a graphic presentation of the changes referenced in Table 3.

2. Charts 2-5 -- Net Change in Selected Grade Membership

Charts 2-5 provide a graphic representation of the change in membership counts across the 9 count dates for each of the grades 3, 6, 9, and 12. Notable points are the changes from the first to the last point in grades 9 and 12.

Florida Department of Education
Pupil Population Changes, 2006-07 for Every Approximate 20 Days

	2006					2007			
	9/15	10/13	11/20	12/15	01/19	02/09	03/16	04/13	05/11
ALACHUA	28,798	29,008	28,894	28,754	28,680	28,578	28,414	28,354	28,245
BAKER	4,971	4,976	4,962	4,963	4,962	4,957	4,919	4,925	4,889
BAY	26,716	26,752	26,578	26,438	26,352	26,325	26,241	26,229	26,126
BRADFORD	3,653	3,679	3,639	3,658	3,651	3,648	3,617	3,610	3,613
BREVARD	74,876	74,903	74,715	74,550	74,556	74,513	74,334	74,306	74,030
BROWARD	265,561	266,372	265,221	264,460	263,469	263,843	262,559	262,402	261,771
CALHOUN	2,225	2,225	2,212	2,207	2,195	2,203	2,188	2,181	2,177
CHARLOTTE	17,045	17,146	17,251	17,312	17,419	17,494	17,555	17,583	17,559
CITRUS	14,930	15,043	15,076	15,179	15,320	15,401	15,384	15,441	15,436
CLAY	35,885	35,745	35,752	35,587	35,585	35,713	35,750	35,801	35,712
COLLIER	43,119	43,275	43,254	43,321	43,269	43,296	43,074	43,006	42,845
COLUMBIA	10,180	10,188	10,171	10,122	10,121	10,120	10,037	10,008	9,979
DADE	352,480	353,043	352,366	351,293	350,761	350,443	349,247	348,001	348,789
DESOTO	5,022	4,998	5,018	5,027	5,037	5,036	4,993	4,986	4,984
DIXIE	2,249	2,216	2,186	2,194	2,207	2,202	2,185	2,179	2,164
DUVAL	125,694	125,618	125,153	124,621	124,540	124,295	123,595	123,642	123,252
ESCAMBIA	42,798	42,861	42,866	42,525	42,447	42,447	42,164	42,084	41,913
FLAGLER	12,050	12,089	12,093	12,117	12,175	12,144	12,162	12,196	12,168
FRANKLIN	1,337	1,322	1,321	1,309	1,300	1,296	1,288	1,298	1,310
GADSDEN	6,588	6,651	6,675	6,600	6,493	6,512	6,488	6,474	6,465
GILCHRIST	2,887	2,878	2,885	2,891	2,884	2,881	2,870	2,863	2,864
GLADES	1,251	1,251	1,257	1,265	1,247	1,257	1,252	1,258	1,239
GULF	2,191	2,183	2,190	2,184	2,184	2,181	2,183	2,174	2,172
HAMILTON	1,999	2,003	1,988	1,954	1,946	1,941	1,954	1,953	1,957
HARDEE	4,958	5,020	5,199	5,214	5,233	5,217	5,199	5,175	5,162
HENDRY	7,402	7,421	7,469	7,487	7,536	7,556	7,529	7,513	7,498
HERNANDO	22,285	22,331	22,322	22,269	22,243	22,244	22,249	22,290	22,326
HIGHLANDS	12,392	12,418	12,486	12,457	12,451	12,440	12,360	12,377	12,322
HILLSBOROUGH	193,694	193,637	193,424	192,734	192,138	191,855	191,339	190,961	190,241
HOLMES	3,379	3,361	3,357	3,346	3,344	3,338	3,334	3,316	3,301
INDIAN RIVER	18,086	18,145	18,153	18,102	18,119	18,134	18,058	18,073	18,010
JACKSON	7,390	7,394	7,408	7,399	7,407	7,382	7,354	7,349	7,334
JEFFERSON	1,224	1,218	1,212	1,201	1,191	1,193	1,183	1,205	1,196
LAFAYETTE	1,094	1,086	1,078	1,067	1,085	1,092	1,083	1,083	1,087
LAKE	39,605	39,732	39,669	39,635	39,608	39,699	39,579	39,425	39,513
LEE	78,851	78,866	78,736	78,673	78,597	78,889	78,647	78,361	78,322
LEON	33,135	33,189	33,148	33,125	33,105	33,138	33,023	32,985	32,902
LEVY	6,453	6,436	6,407	6,411	6,392	6,389	6,343	6,343	6,301
LIBERTY	1,476	1,471	1,472	1,474	1,473	1,473	1,478	1,485	1,480
MADISON	2,968	2,911	2,888	2,884	2,853	2,875	2,872	2,852	2,854
MANATEE	42,276	42,223	42,215	42,083	42,019	42,106	41,827	41,843	41,774
MARION	42,510	42,470	42,439	42,278	42,303	42,260	42,153	42,093	42,022
MARTIN	18,262	18,248	18,190	18,183	18,170	18,167	18,108	18,071	18,035
MONROE	8,353	8,395	8,454	8,412	8,390	8,376	8,356	8,337	8,334
NASSAU	10,934	10,930	10,888	10,862	10,894	10,882	10,850	10,863	10,858
OKALOOSA	32,055	32,251	31,995	31,718	31,802	31,930	31,688	31,626	31,588
OKEECHOBEE	7,288	7,267	7,342	7,271	7,259	7,233	7,201	7,181	7,265
ORANGE	174,448	174,108	173,913	173,282	173,053	172,980	172,371	172,576	172,266
OSCEOLA	51,575	51,684	51,534	51,431	51,419	51,589	51,382	51,322	51,291
PALM BEACH	173,906	174,438	173,828	173,307	173,196	173,189	172,619	172,373	172,082
PASCO	64,549	64,551	64,488	64,366	64,707	64,402	64,348	64,204	64,003
PINELLAS	108,429	108,074	107,707	107,549	107,412	107,005	106,627	106,464	106,091
POLK	92,674	92,635	92,630	92,562	92,431	92,311	92,035	91,859	92,015
PUTNAM	12,058	12,104	12,111	12,064	12,020	11,981	11,914	11,884	11,820
SAINT JOHNS	26,359	26,400	26,376	26,369	26,351	26,371	26,297	26,324	26,330
SAINT LUCIE	38,672	38,672	38,855	38,751	38,847	38,851	38,864	38,867	38,815
SANTA ROSA	25,272	25,308	25,258	25,255	25,234	25,232	25,168	25,218	25,098
SARASOTA	42,229	42,188	42,202	42,085	42,064	42,085	42,012	41,956	41,876
SEMINOLE	66,265	66,262	66,024	65,883	65,830	65,838	65,575	65,526	65,391
SUMTER	7,372	7,404	7,393	7,384	7,412	7,425	7,391	7,358	7,365
SUWANNEE	8,002	8,989	8,961	8,955	8,939	8,931	8,899	8,912	8,875
TAYLOR	3,409	3,418	3,418	3,404	3,400	3,391	3,378	3,378	3,371
UNION	2,245	2,252	2,241	2,249	2,220	2,212	2,215	2,223	2,220
VOLUSIA	65,937	65,930	65,510	65,389	65,077	64,975	64,526	64,494	64,165
WAKULLA	5,015	5,040	5,031	5,018	5,023	5,037	4,991	4,972	4,969
WALTON	6,701	6,890	6,877	6,845	6,848	6,861	6,842	6,832	6,831
WASHINGTON	3,579	3,553	3,562	3,570	3,551	3,545	3,536	3,526	3,533
State*	2,663,791	2,666,472	2,661,141	2,654,227	2,651,138	2,650,516	2,640,934	2,638,676	2,633,475

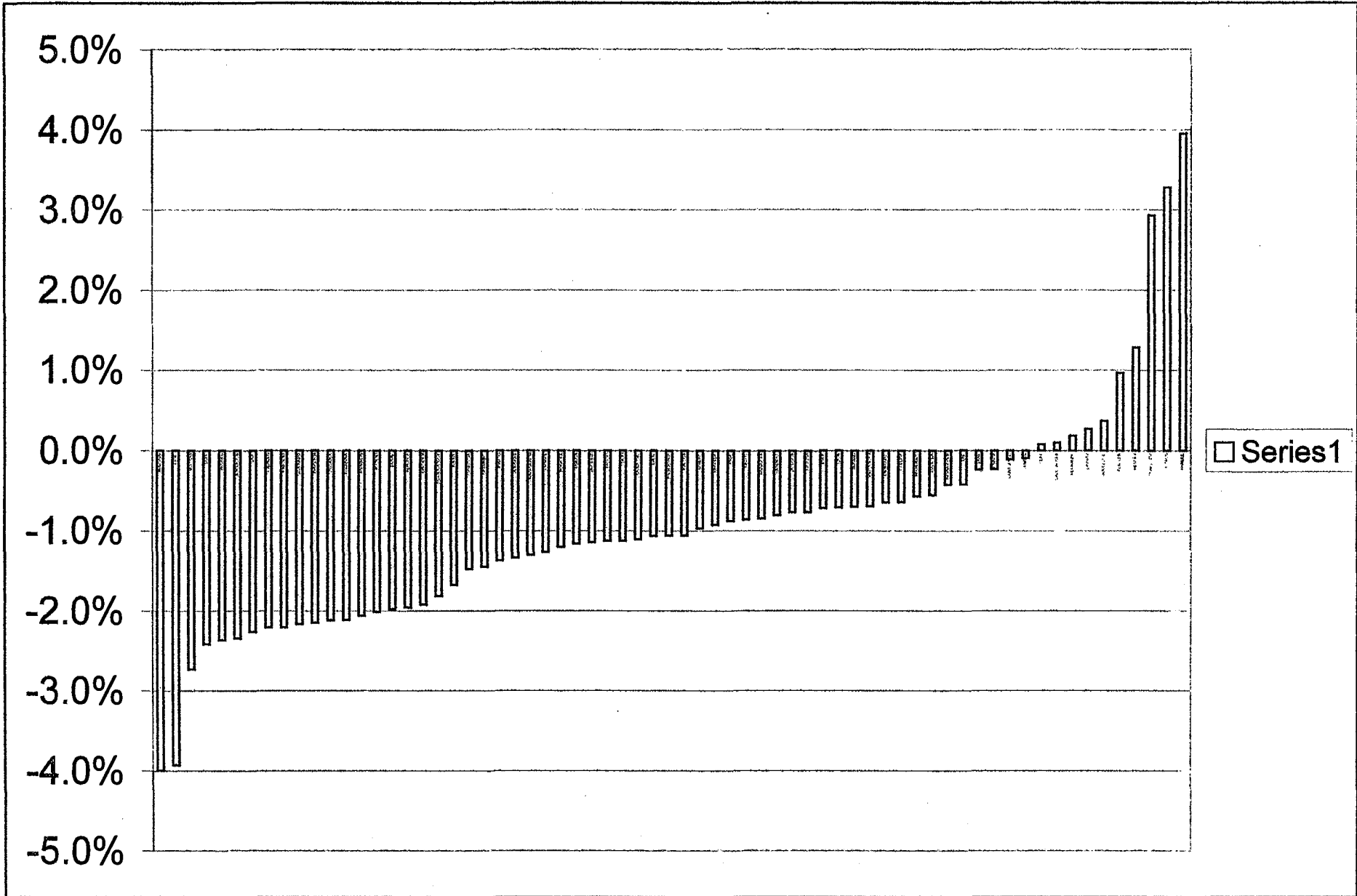
Florida Department of Education
2006-07 School Year
Percentage Population Change From Prior Month and School Year Beginning

	Membership		Percentage Change from Prior Month							Net Change from	
	9/15/2006									9/15/2006	
ALACHUA	28,798	0.7%	-0.4%	-0.5%	-0.3%	-0.4%	-0.6%	-0.2%	-0.4%	-2.0%	
BAKER	4,971	0.1%	-0.3%	0.0%	0.0%	-0.1%	-0.8%	0.1%	-0.7%	-1.7%	
BAY	28,718	0.1%	-0.7%	-0.5%	-0.3%	-0.1%	-0.3%	0.0%	-0.4%	-2.3%	
BRADFORD	3,653	0.7%	-1.1%	0.5%	-0.2%	-0.1%	-0.6%	-0.2%	0.1%	-1.1%	
BREVARD	74,876	0.0%	-0.3%	-0.2%	0.0%	-0.1%	-0.2%	0.0%	-0.4%	-1.1%	
BROWARD	285,561	0.3%	-0.4%	-0.3%	-0.4%	0.1%	-0.5%	-0.1%	-0.2%	-1.4%	
CALHOUN	2,225	-0.0%	-0.6%	-0.2%	-0.5%	0.4%	-0.7%	-0.3%	-0.2%	-2.2%	
CHARLOTTE	17,045	0.6%	0.6%	0.4%	0.6%	0.4%	0.3%	0.2%	-0.1%	2.9%	
CITRUS	14,930	0.8%	0.2%	0.7%	0.9%	0.5%	-0.1%	0.4%	0.0%	3.3%	
CLAY	35,685	0.2%	0.0%	-0.5%	0.0%	0.4%	0.1%	0.1%	-0.2%	0.1%	
COLLIER	43,119	0.4%	0.0%	0.2%	-0.1%	0.1%	-0.5%	-0.2%	-0.4%	-0.6%	
COLUMBIA	10,190	0.0%	-0.2%	-0.5%	0.0%	0.0%	-0.8%	-0.3%	-0.3%	-2.1%	
DADE	352,490	0.2%	-0.2%	-0.3%	-0.2%	-0.1%	-0.3%	-0.1%	-0.1%	-1.1%	
DESOTO	5,022	-0.5%	0.4%	0.2%	0.2%	0.0%	-0.9%	-0.1%	0.0%	-0.8%	
DIXIE	2,249	-1.5%	-0.9%	-0.1%	0.6%	-0.2%	-0.8%	-0.3%	-0.7%	-3.9%	
DUVAL	125,694	-0.1%	-0.4%	-0.4%	-0.1%	-0.2%	-0.6%	0.0%	-0.3%	-2.0%	
ESCAMBIA	42,798	0.1%	-0.5%	-0.3%	-0.2%	0.0%	-0.7%	-0.2%	-0.4%	-2.1%	
FLAGLER	12,050	0.3%	0.0%	0.2%	0.5%	-0.3%	0.1%	0.3%	-0.2%	1.0%	
FRANKLIN	1,337	-1.1%	-0.1%	-0.9%	-0.7%	-0.3%	-0.8%	0.8%	0.8%	-2.1%	
GADSDEN	6,589	0.9%	0.4%	-1.1%	-1.6%	0.3%	-0.7%	0.1%	-0.1%	-1.9%	
GILCHRIST	2,887	-0.3%	0.2%	0.2%	-0.2%	-0.1%	-0.4%	-0.2%	0.0%	-0.8%	
GLADES	1,251	0.0%	0.5%	0.6%	-1.4%	0.8%	-0.4%	0.5%	-1.5%	-1.0%	
GULF	2,191	0.1%	-0.1%	-0.3%	0.0%	-0.1%	0.1%	-0.4%	-0.1%	-0.9%	
HAMILTON	1,999	0.2%	-0.8%	-1.6%	-0.4%	-0.3%	0.7%	-0.1%	0.2%	-2.1%	
HARDEE	4,958	1.3%	3.6%	0.3%	0.4%	-0.3%	-0.3%	-0.5%	-0.3%	4.0%	
HENDRY	7,402	0.3%	0.6%	0.2%	0.7%	0.3%	-0.3%	-0.2%	-0.2%	1.3%	
HERNANDO	22,285	0.2%	0.0%	-0.2%	-0.1%	0.0%	0.0%	0.2%	0.2%	0.2%	
HIGHLANDS	12,392	0.2%	0.5%	-0.2%	0.0%	-0.1%	-0.6%	0.1%	-0.4%	-0.6%	
HILLSBOROUGH	183,694	0.0%	-0.1%	-0.4%	-0.3%	-0.1%	-0.3%	-0.2%	-0.4%	-1.8%	
HOLMES	3,379	-0.5%	-0.1%	-0.3%	-0.1%	-0.2%	-0.1%	-0.5%	-0.5%	-2.4%	
INDIAN RIVER	18,086	0.3%	0.0%	-0.3%	0.1%	0.1%	-0.4%	0.1%	-0.3%	-0.4%	
JACKSON	7,390	0.1%	0.2%	-0.3%	0.2%	-0.3%	-0.4%	-0.1%	-0.2%	-0.8%	
JEFFERSON	1,224	-0.5%	-0.5%	-0.9%	-0.8%	0.2%	-0.8%	1.9%	-0.7%	-2.3%	
LAFAYETTE	1,094	-0.7%	-0.7%	-1.0%	1.7%	0.6%	-0.8%	0.0%	0.4%	-0.6%	
LAKE	39,605	0.3%	-0.2%	-0.1%	-0.1%	0.2%	-0.3%	-0.4%	0.2%	-0.2%	
LEE	78,651	0.3%	-0.2%	-0.1%	-0.1%	0.4%	-0.3%	-0.4%	0.0%	-0.4%	
LEON	33,135	0.2%	-0.2%	-0.1%	-0.1%	0.1%	-0.3%	-0.1%	-0.3%	-0.7%	
LEVY	6,463	-0.3%	-0.5%	0.1%	-0.3%	0.0%	-0.7%	0.0%	-0.7%	-2.4%	
LIBERTY	1,478	-0.3%	0.1%	0.1%	-0.1%	0.0%	0.3%	0.5%	-0.3%	0.3%	
MADISON	2,968	-1.9%	-0.6%	-0.1%	-1.1%	0.8%	-0.1%	-0.7%	0.1%	-4.0%	
MANATEE	42,276	-0.1%	0.0%	-0.4%	-0.1%	0.2%	-0.7%	0.0%	-0.2%	-1.2%	
MARION	42,510	-0.1%	-0.1%	-0.4%	0.1%	-0.1%	-0.3%	-0.1%	-0.2%	-1.2%	
MARTIN	18,282	-0.2%	-0.3%	0.0%	-0.1%	0.0%	-0.3%	-0.2%	-0.2%	-1.4%	
MONROE	8,353	0.5%	0.7%	-0.5%	-0.3%	-0.2%	-0.2%	-0.2%	0.0%	-0.2%	
NASSAU	10,934	0.0%	-0.4%	-0.2%	0.3%	-0.1%	-0.3%	0.1%	0.0%	-0.7%	
OKALOOSA	32,055	0.6%	-0.8%	-0.6%	0.3%	0.4%	-0.8%	-0.2%	-0.1%	-1.5%	
OKEECHOBEE	7,288	-0.3%	1.0%	-1.0%	-0.2%	-0.4%	-0.4%	-0.3%	1.6%	0.1%	
ORANGE	174,448	-0.2%	-0.1%	-0.4%	-0.1%	0.0%	-0.4%	0.1%	-0.2%	-1.3%	
OSCEOLA	51,575	0.2%	-0.3%	-0.2%	0.0%	0.3%	-0.4%	-0.1%	-0.1%	-0.6%	
PALM BEACH	173,906	0.3%	-0.3%	-0.3%	-0.1%	0.0%	-0.3%	-0.1%	-0.2%	-1.1%	
PASCO	64,549	0.0%	-0.1%	-0.2%	0.5%	-0.5%	-0.1%	-0.2%	-0.3%	-0.9%	
PINELLAS	108,429	-0.3%	-0.3%	-0.1%	-0.1%	-0.4%	-0.4%	-0.2%	-0.4%	-2.2%	
POLK	92,674	0.0%	0.0%	-0.1%	-0.1%	-0.1%	-0.3%	-0.2%	0.2%	-0.7%	
PUTNAM	12,058	0.4%	0.1%	-0.4%	-0.4%	-0.3%	-0.6%	-0.3%	-0.5%	-2.0%	
SAINT JOHNS	26,359	0.2%	-0.1%	0.0%	-0.1%	0.1%	-0.3%	0.1%	0.0%	-0.1%	
SAINT LUCIE	38,672	0.0%	0.5%	-0.3%	0.2%	0.0%	0.0%	0.0%	-0.1%	0.4%	
SANTA ROSA	25,272	0.1%	-0.2%	0.0%	-0.1%	0.0%	-0.3%	0.2%	-0.5%	-0.7%	
SARASOTA	42,229	-0.1%	0.0%	-0.3%	0.0%	0.0%	-0.2%	-0.1%	-0.2%	-0.8%	
SEMINOLE	66,285	0.0%	-0.4%	-0.2%	-0.1%	0.0%	-0.4%	-0.1%	-0.2%	-1.3%	
SUMTER	7,372	0.4%	-0.1%	-0.1%	0.4%	0.2%	-0.5%	-0.4%	0.1%	-0.1%	
SUWANNEE	8,002	-0.2%	-0.5%	-0.1%	-0.3%	-0.1%	-0.5%	0.2%	-0.6%	-2.2%	
TAYLOR	3,409	0.3%	-0.1%	-0.4%	-0.1%	-0.3%	-0.4%	-0.1%	-0.1%	-1.1%	
UNION	2,245	0.3%	-0.5%	0.4%	-1.3%	-0.4%	0.1%	0.4%	-0.1%	-1.1%	
VOLUSIA	65,937	0.0%	-0.6%	-0.2%	-0.5%	-0.2%	-0.7%	-0.1%	-0.5%	-2.7%	
WAKULLA	5,015	0.5%	-0.2%	-0.3%	0.1%	0.3%	-0.8%	-0.4%	-0.1%	-0.9%	
WALTON	6,701	-0.2%	-0.2%	-0.5%	0.0%	0.2%	-0.3%	-0.2%	0.0%	-1.1%	
WASHINGTON	3,579	-0.7%	0.3%	0.2%	-0.5%	-0.2%	-0.3%	-0.3%	0.2%	-1.3%	
State*	2,663,791	0.1%	-0.2%	-0.3%	-0.1%	0.0%	-0.4%	-0.1%	-0.2%	-1.2%	

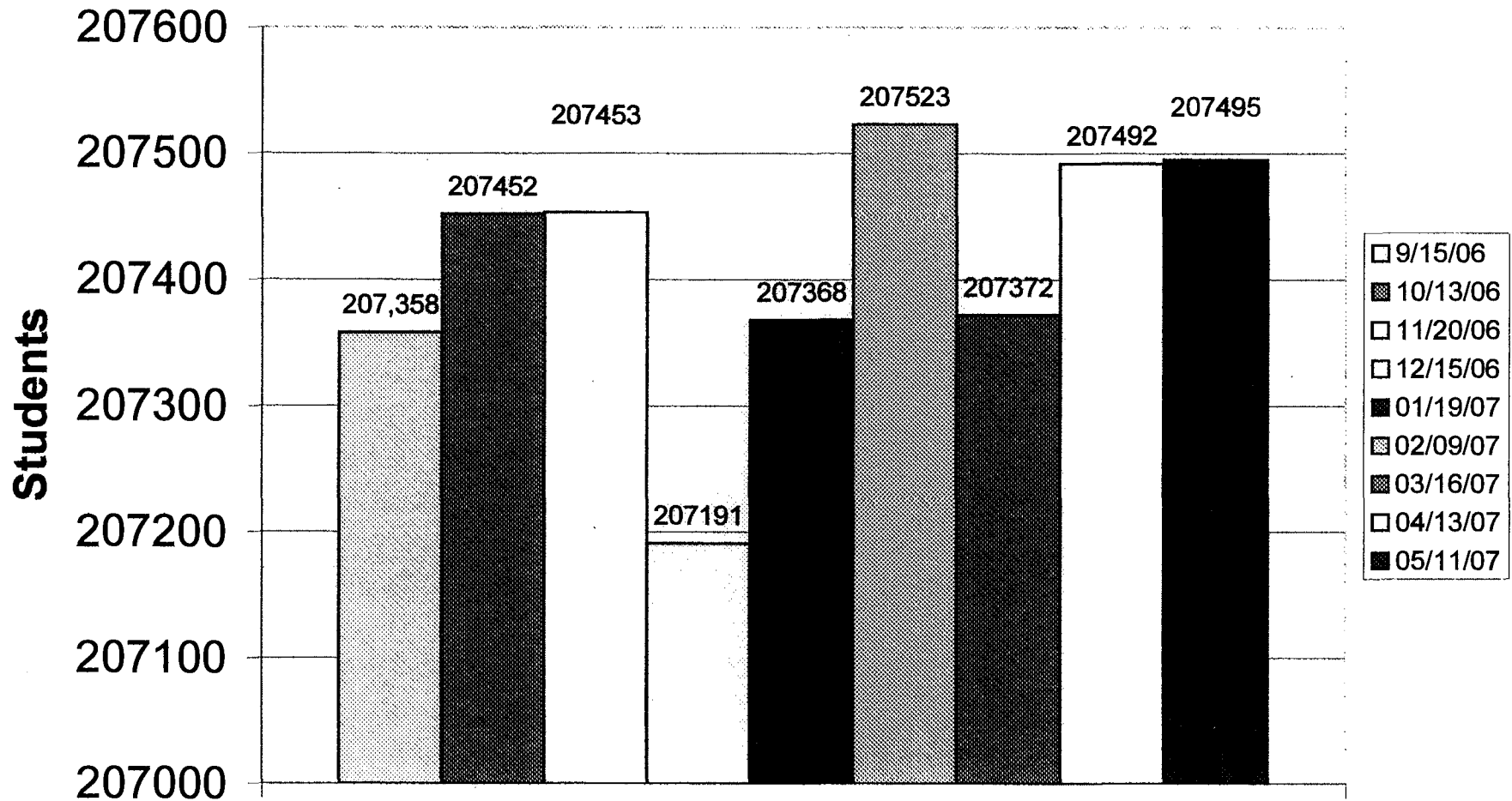
Florida Department of Education
2006-07 School Year, Ranked by Percentage Loss
Percentage Population Change From Prior Month and School Year Beginning

	Percentage Change from Prior Month								Net Change from
									9/15/2006
MADISON	-1.9%	-0.8%	-0.1%	-1.1%	0.8%	-0.1%	-0.7%	0.1%	-4.0%
DIXIE	-1.5%	-0.9%	-0.1%	0.6%	0.6%	-0.2%	-0.8%	-0.7%	-3.9%
VOLUSIA	0.0%	-0.6%	-0.2%	-0.5%	-0.2%	-0.7%	-0.1%	-0.5%	-2.7%
LEVY	-0.3%	-0.5%	0.1%	-0.3%	0.0%	-0.7%	0.0%	-0.7%	-2.4%
HOLMES	-0.5%	-0.1%	-0.3%	-0.1%	-0.2%	-0.1%	-0.5%	-0.5%	-2.4%
JEFFERSON	-0.5%	-0.5%	-0.9%	-0.8%	0.2%	-0.8%	1.9%	-0.7%	-2.3%
BAY	0.1%	-0.7%	-0.5%	-0.3%	-0.1%	-0.3%	0.0%	-0.4%	-2.3%
CALHOUN	0.0%	-0.6%	-0.2%	-0.5%	0.4%	-0.7%	-0.3%	-0.2%	-2.2%
PINELLAS	-0.3%	-0.3%	-0.1%	-0.1%	-0.4%	-0.4%	-0.2%	-0.4%	-2.2%
SUWANNEE	-0.2%	-0.5%	-0.1%	-0.3%	-0.1%	-0.5%	0.2%	-0.6%	-2.2%
HAMILTON	0.2%	-0.8%	-1.8%	-0.4%	-0.3%	0.7%	-0.1%	0.2%	-2.1%
COLUMBIA	0.0%	-0.2%	-0.5%	0.0%	0.0%	-0.8%	-0.3%	-0.3%	-2.1%
ESCAMBIA	0.1%	-0.5%	-0.3%	-0.2%	0.0%	-0.7%	-0.2%	-0.4%	-2.1%
FRANKLIN	-1.1%	-0.1%	-0.9%	-0.7%	-0.3%	-0.6%	0.8%	0.6%	-2.1%
PUTNAM	0.4%	0.1%	-0.4%	-0.4%	-0.3%	-0.6%	-0.3%	-0.5%	-2.0%
DUVAL	-0.1%	-0.4%	-0.4%	-0.1%	-0.2%	-0.6%	0.0%	-0.3%	-2.0%
ALACHUA	0.7%	-0.4%	-0.5%	-0.3%	-0.4%	-0.6%	-0.2%	-0.4%	-2.0%
GADSDEN	0.9%	0.4%	-1.1%	-1.6%	0.3%	-0.7%	0.1%	-0.1%	-1.9%
HILLSBOROUGH	0.0%	-0.1%	-0.4%	-0.3%	-0.1%	-0.3%	-0.2%	-0.4%	-1.8%
BAKER	0.1%	-0.3%	0.0%	0.0%	-0.1%	-0.8%	0.1%	-0.7%	-1.7%
OKALOOSA	0.8%	-0.8%	-0.9%	0.3%	0.4%	-0.8%	-0.2%	-0.1%	-1.5%
BROWARD	0.3%	-0.4%	-0.3%	-0.4%	0.1%	-0.5%	-0.1%	-0.2%	-1.4%
MARTIN	-0.2%	-0.3%	0.0%	-0.1%	0.0%	-0.3%	-0.2%	-0.2%	-1.4%
SEMINOLE	0.0%	-0.4%	-0.2%	-0.1%	0.0%	-0.4%	-0.1%	-0.2%	-1.3%
WASHINGTON	-0.7%	0.3%	0.2%	-0.6%	-0.2%	-0.3%	-0.3%	0.2%	-1.3%
ORANGE	-0.2%	-0.1%	-0.4%	-0.1%	0.0%	-0.4%	0.1%	-0.2%	-1.3%
MANATEE	-0.1%	0.0%	-0.4%	-0.1%	0.2%	-0.7%	0.0%	-0.2%	-1.2%
MARION	-0.1%	-0.1%	-0.4%	0.1%	-0.1%	-0.3%	-0.1%	-0.2%	-1.2%
BREVARD	0.0%	-0.3%	-0.2%	0.0%	-0.1%	-0.2%	0.0%	-0.4%	-1.1%
TAYLOR	0.3%	-0.1%	-0.4%	-0.1%	-0.3%	-0.4%	-0.1%	-0.1%	-1.1%
UNION	0.3%	-0.6%	0.4%	-1.3%	-0.4%	0.1%	0.4%	-0.1%	-1.1%
BRADFORD	0.7%	-1.1%	0.5%	-0.2%	-0.1%	-0.8%	-0.2%	0.1%	-1.1%
DADE	0.2%	-0.2%	-0.3%	-0.2%	-0.1%	-0.3%	-0.1%	-0.1%	-1.1%
PALM BEACH	0.3%	-0.3%	-0.3%	-0.1%	0.0%	-0.3%	-0.1%	-0.2%	-1.1%
WALTON	-0.2%	-0.2%	-0.5%	0.0%	0.2%	-0.3%	-0.2%	0.0%	-1.1%
GLADES	0.0%	0.5%	0.8%	-1.4%	0.6%	-0.4%	0.5%	-1.5%	-1.0%
WAKULLA	0.5%	-0.2%	-0.3%	0.1%	0.3%	-0.9%	-0.4%	-0.1%	-0.9%
GULF	0.1%	-0.1%	-0.3%	0.0%	-0.1%	0.1%	-0.4%	-0.1%	-0.9%
PASCO	0.0%	-0.1%	-0.2%	0.6%	-0.5%	-0.1%	-0.2%	-0.3%	-0.9%
SARASOTA	-0.1%	0.0%	-0.3%	0.0%	0.0%	-0.2%	-0.1%	-0.2%	-0.8%
GILCHRIST	-0.3%	0.2%	0.2%	-0.2%	-0.1%	-0.4%	-0.2%	0.0%	-0.8%
JACKSON	0.1%	0.2%	-0.3%	0.2%	-0.3%	-0.4%	-0.1%	-0.2%	-0.8%
DESBOTO	-0.5%	0.4%	0.2%	0.2%	0.0%	-0.9%	-0.1%	0.0%	-0.8%
POLK	0.0%	0.0%	-0.1%	-0.1%	-0.1%	-0.3%	-0.2%	0.2%	-0.7%
LEON	0.2%	-0.2%	-0.1%	-0.1%	0.1%	-0.3%	-0.1%	-0.3%	-0.7%
NASSAU	0.0%	-0.4%	-0.2%	0.3%	-0.1%	-0.3%	0.1%	0.0%	-0.7%
SANTA ROSA	0.1%	-0.2%	0.0%	-0.1%	0.0%	-0.3%	0.2%	-0.5%	-0.7%
LAFAYETTE	-0.7%	-0.7%	-1.0%	1.7%	0.6%	-0.8%	0.0%	0.4%	-0.6%
COLLIER	0.4%	0.0%	0.2%	-0.1%	0.1%	-0.5%	-0.2%	-0.4%	-0.6%
HIGHLANDS	0.2%	0.5%	-0.2%	0.0%	-0.1%	-0.6%	0.1%	-0.4%	-0.6%
OSCEOLA	0.2%	-0.3%	-0.2%	0.0%	0.3%	-0.4%	-0.1%	-0.1%	-0.6%
INDIAN RIVER	0.3%	0.0%	-0.3%	0.1%	0.1%	-0.4%	0.1%	-0.3%	-0.4%
LEE	0.3%	-0.2%	-0.1%	-0.1%	0.4%	-0.3%	-0.4%	0.0%	-0.4%
LAKE	0.3%	-0.2%	-0.1%	-0.1%	0.2%	-0.3%	-0.4%	0.2%	-0.2%
MONROE	0.5%	0.7%	-0.5%	-0.3%	-0.2%	-0.2%	-0.2%	0.0%	-0.2%
SAINT JOHNS	0.2%	-0.1%	0.0%	-0.1%	0.1%	-0.3%	0.1%	0.0%	-0.1%
SUMTER	0.4%	-0.1%	-0.1%	0.4%	0.2%	-0.5%	-0.4%	0.1%	-0.1%
CLAY	0.2%	0.0%	-0.5%	0.0%	0.4%	0.1%	0.1%	-0.2%	0.1%
OKEECHOBEE	-0.3%	1.0%	-1.0%	-0.2%	-0.4%	-0.4%	-0.3%	1.6%	0.1%
HERNANDO	0.2%	0.0%	-0.2%	-0.1%	0.0%	0.0%	0.2%	0.2%	0.2%
LIBERTY	-0.3%	0.1%	0.1%	-0.1%	0.0%	0.3%	0.5%	-0.3%	0.3%
SAINT LUCIE	0.0%	0.5%	-0.3%	0.2%	0.0%	0.0%	0.0%	-0.1%	0.4%
FLAGLER	0.3%	0.0%	0.2%	0.5%	-0.3%	0.1%	0.3%	-0.2%	1.0%
HENDRY	0.3%	0.6%	0.2%	0.7%	0.3%	-0.3%	-0.2%	-0.2%	1.3%
CHARLOTTE	0.6%	0.6%	0.4%	0.6%	0.4%	0.3%	0.2%	-0.1%	2.9%
CITRUS	0.8%	0.2%	0.7%	0.9%	0.5%	-0.1%	0.4%	0.0%	3.3%
HARDEE	1.3%	3.6%	0.3%	0.4%	-0.3%	-0.3%	-0.5%	-0.3%	4.0%
State*	0.1%	-0.2%	-0.3%	-0.1%	0.0%	-0.4%	-0.1%	-0.2%	-1.2%

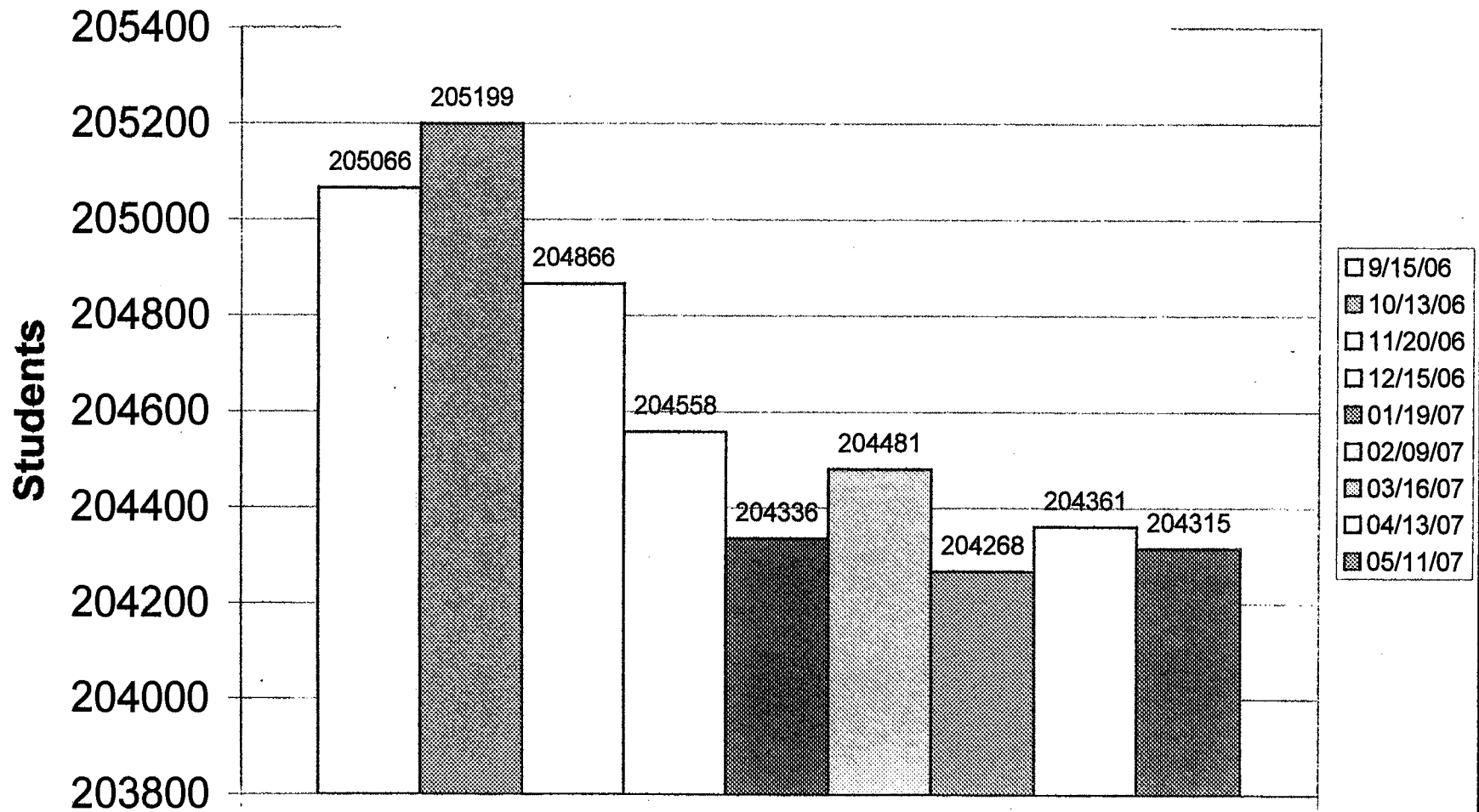
Florida Department of Education
 2006-07 School Year
 Percentage Change in Pupil Population, 9/15/2006 to End of Year



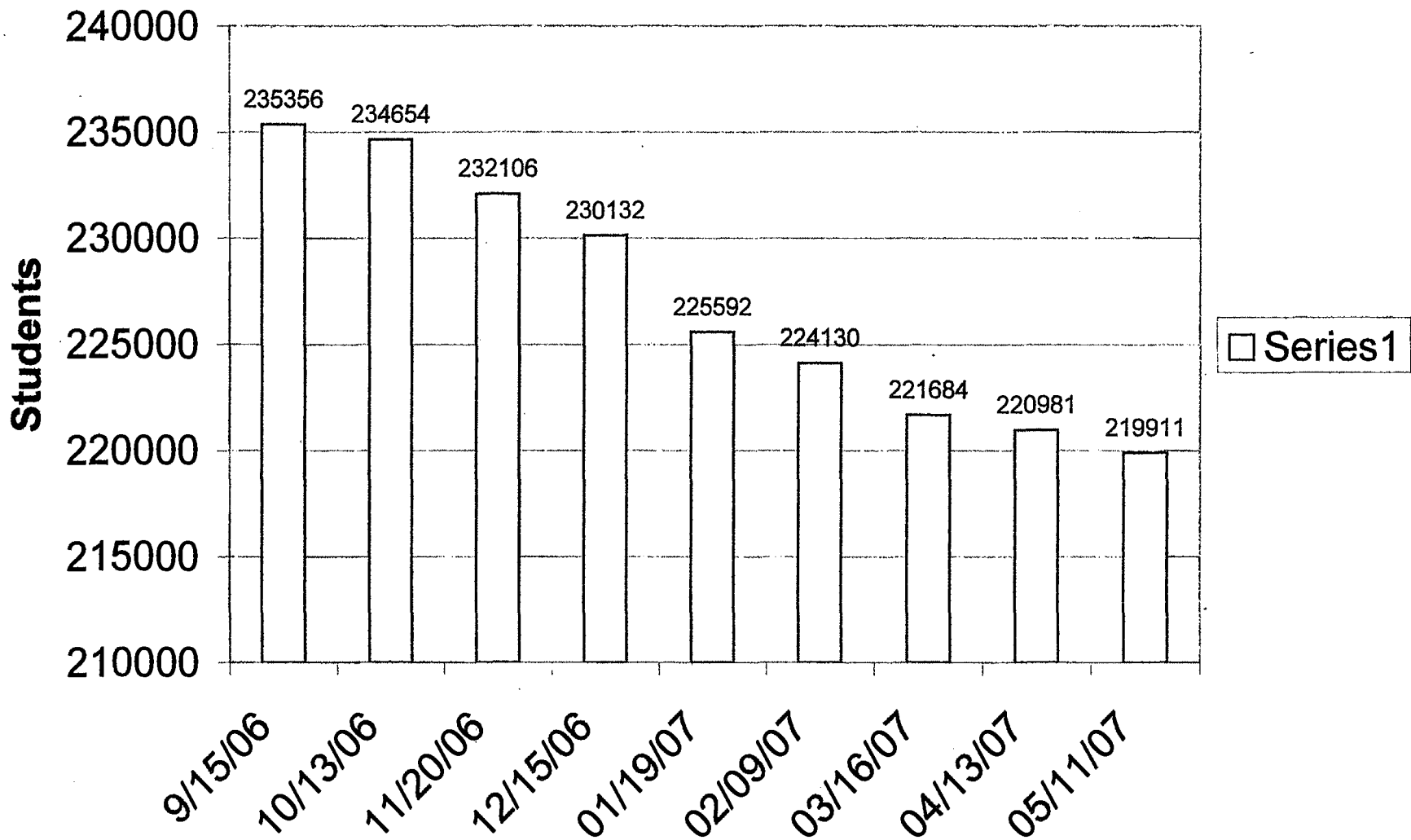
Changes in 3rd Grade Membership, 2006-07 School Year



Changes in 6th Grade Student Membership, 2006-07



Changes in 9th Grade Student Membership, 2006-07



Changes in 12th Grade Student Membership, 2006-07

