



---

# Health Innovation Subcommittee

**Tuesday, December 4, 2012  
3:00 PM - 4:30 PM  
306 HOB**

# Committee Meeting Notice

## HOUSE OF REPRESENTATIVES

### Health Innovation Subcommittee

**Start Date and Time:** Tuesday, December 04, 2012 03:00 pm  
**End Date and Time:** Tuesday, December 04, 2012 04:30 pm  
**Location:** 306 HOB  
**Duration:** 1.50 hrs

Presentation of Overview by the Agency for Health Care Administration

**NOTICE FINALIZED on 11/27/2012 16:10 by Iseminger.Bobbye**



# Agency for Health Care Administration Overview

Elizabeth Dudek,  
Secretary, Agency for Health Care  
Administration

House Health Innovation  
Subcommittee

December 4, 2012



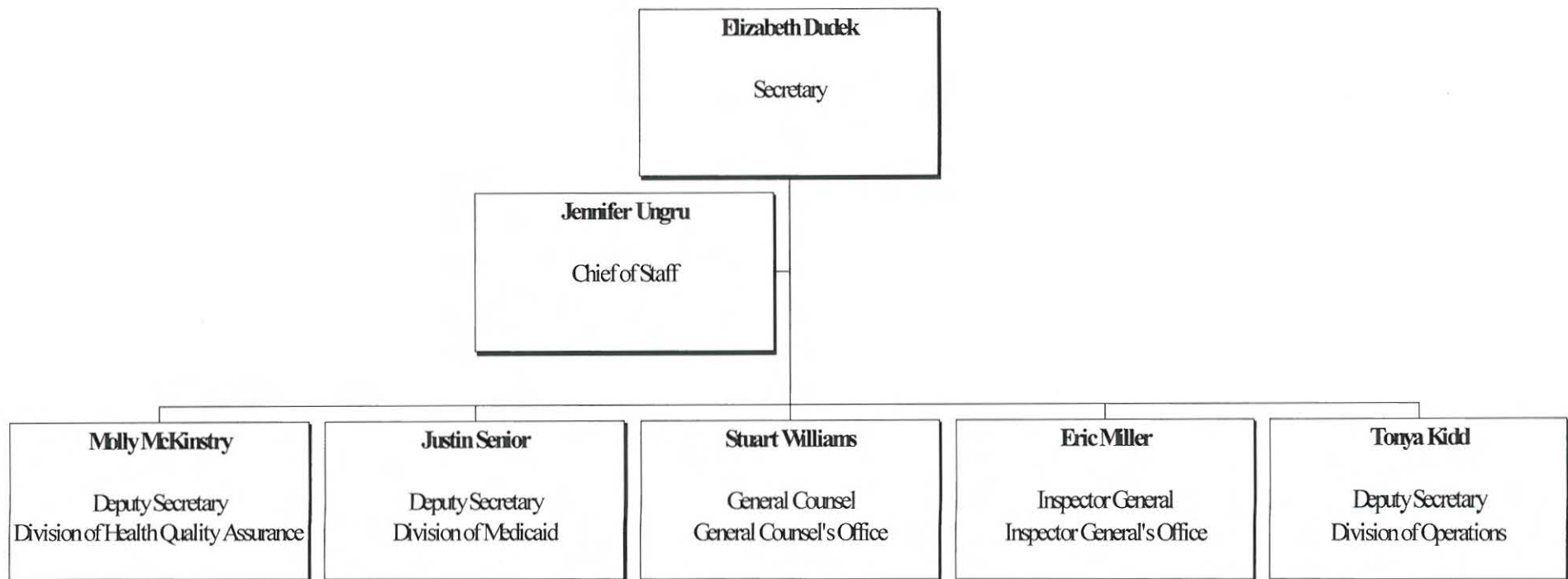
Better Health Care for All Floridians  
AHCA.MyFlorida.com

# AHCA Overview

- The Agency for Health Care Administration (AHCA) is the chief health policy and planning entity for the state.
- Our mission is *Better Health Care for All Floridians*.
- There are 1,655 employees at the Agency.
- The Agency has three major divisions: Medicaid, Health Quality Assurance, and Administration/Support.
- The Agency's total budget for FY 2012-13 is \$22,280,592,196.

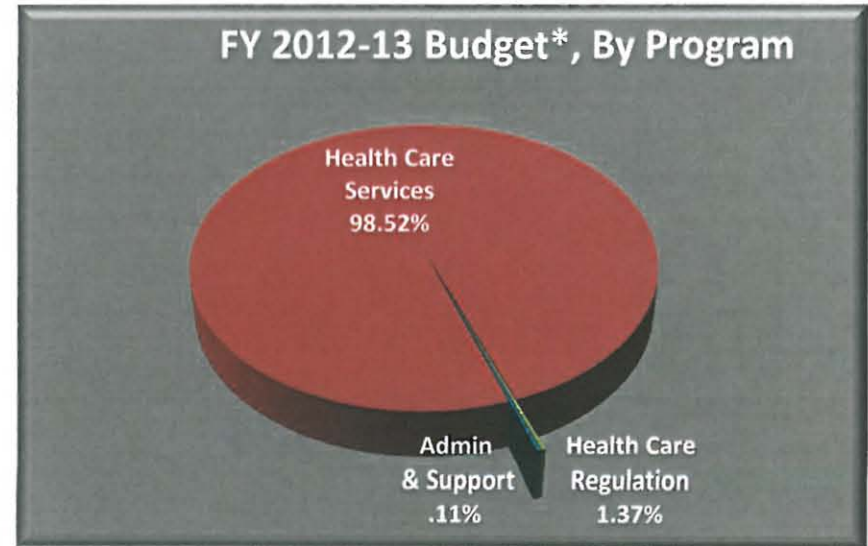


# Agency for Health Care Administration Organizational Chart



# Fiscal Year 2012-13 General Appropriations Act

#	Program	FTE	General Revenue	State Trust Funds	Federal Funds	Total
1	Administration & Support	249	3,468,242	12,667,941	8,462,181	24,598,364
2	Health Care Services	747	5,069,720,512	4,310,597,339	12,570,587,275	21,950,905,126
3	Health Care Regulation	659	131,019	36,001,634	268,956,053	305,088,706
<b>4</b>	<b>Total</b>	<b>1,655</b>	<b>5,073,319,773</b>	<b>4,359,266,914</b>	<b>12,848,005,509</b>	<b>22,280,592,196</b>



Total \$22,280,592,196 includes reappropriations.

# Division of Medicaid

- The Florida Medicaid program is a \$20,988,514,993 billion state and federal partnership that provides health care to more than 3.2 million beneficiaries.
- The operation of the program is conducted by Medicaid bureaus that include:
  - Medicaid Finance
  - Medicaid Program Analysis
  - Contact Management
  - Health Systems Development
  - Medicaid Services
  - Pharmacy Services
  - Medicaid Area Offices



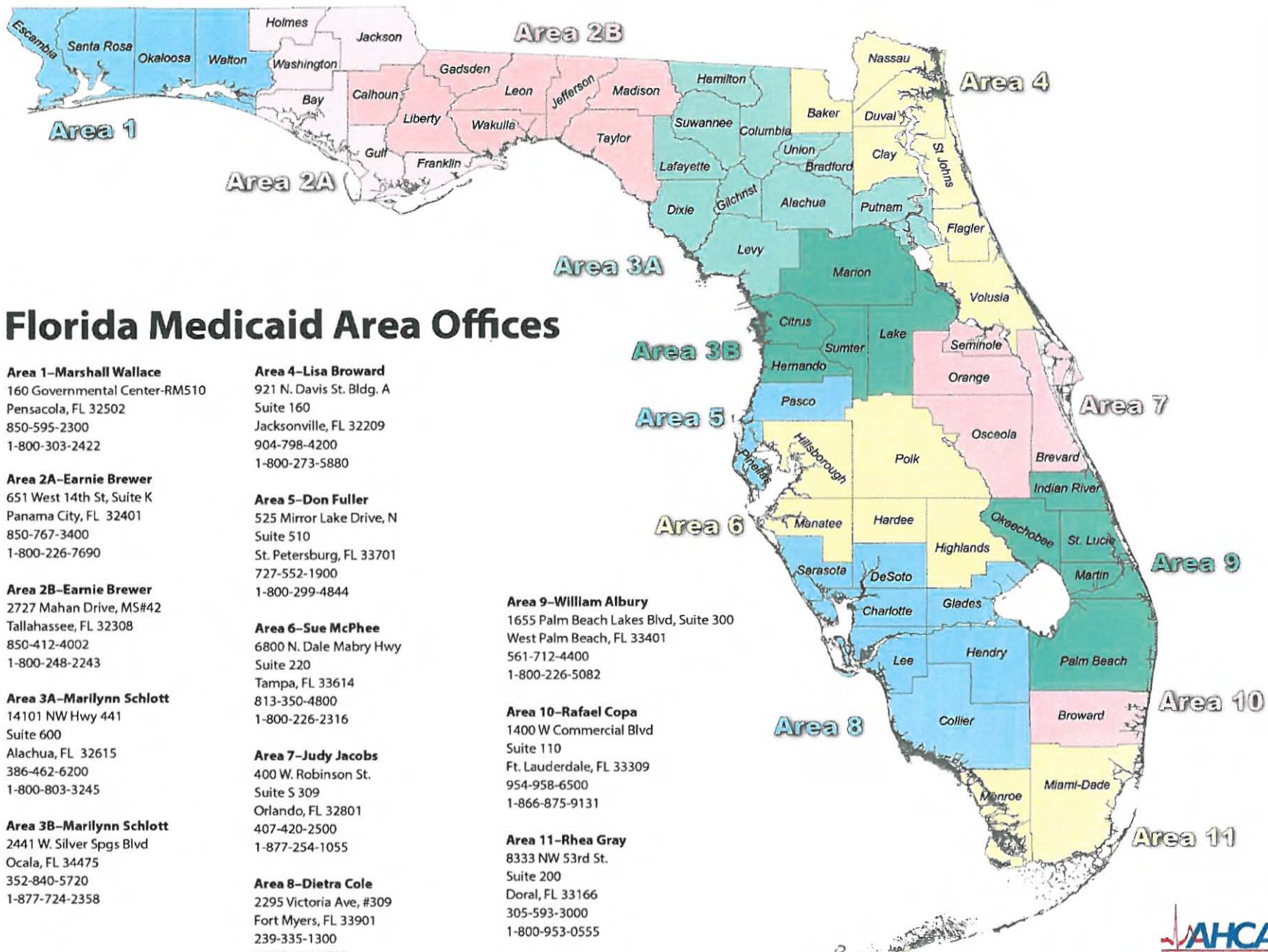
# Florida Medicaid – A Snapshot

<p><b><i>Expenditures</i></b></p>	<ul style="list-style-type: none"> <li>• \$21.0 billion estimated spending in Fiscal Year 2012-13</li> <li>• Federal-state matching program – 57.73% federal, 42.27% state.</li> <li>• Florida will spend approximately \$6,324 per eligible in Fiscal Year 2012-2013.</li> <li>• 42% of all Medicaid expenditures cover hospitals, nursing homes, Intermediate Care Facilities for the Developmentally Disabled (ICF/DD's); Low Income Pool and Disproportionate Share Payments.</li> <li>• 10% of all Medicaid expenditures cover drugs.</li> <li>• Fifth largest nationwide in Medicaid expenditures.</li> </ul>
<p><b><i>Eligibles</i></b></p>	<ul style="list-style-type: none"> <li>• 3.2 million eligibles.</li> <li>• Elders, disabled, families, pregnant women, children in families below poverty.</li> <li>• Fourth largest Medicaid population in the nation.</li> </ul>
<p><b><i>Providers/Plans</i></b></p>	<ul style="list-style-type: none"> <li>• Approximately 76,000 fee-for-service providers; 28 Medicaid Managed Care plans (19 HMOs and 9 PSNs).</li> </ul>

# Division of Medicaid

- Medicaid serves the most vulnerable in Florida:
  - 59% of nursing home days are covered by Medicaid
  - 27% of children are covered by Medicaid
  - 1,453,463 adults - parents, aged and disabled. Over age 21 as of October 31, 2012
  - 49.5% of deliveries
- Medicaid processed more than 523,410 claim lines each day.
- There are more than 76,000 active Medicaid providers in Florida.
- Medicaid processes an average of 650 Medicaid provider enrollment applications each week.
- Medicaid call centers handle more than 7,500 calls per day.





# Florida Medicaid Area Offices

**Area 1—Marshall Wallace**  
 160 Governmental Center-RM510  
 Pensacola, FL 32502  
 850-595-2300  
 1-800-303-2422

**Area 2A—Earnie Brewer**  
 651 West 14th St, Suite K  
 Panama City, FL 32401  
 850-767-3400  
 1-800-226-7690

**Area 2B—Earnie Brewer**  
 2727 Mahan Drive, MS#42  
 Tallahassee, FL 32308  
 850-412-4002  
 1-800-248-2243

**Area 3A—Marilynn Schlott**  
 14101 NW Hwy 441  
 Suite 600  
 Alachua, FL 32615  
 386-462-6200  
 1-800-803-3245

**Area 3B—Marilynn Schlott**  
 2441 W. Silver Spgs Blvd  
 Ocala, FL 34475  
 352-840-5720  
 1-877-724-2358

**Area 4—Lisa Broward**  
 921 N. Davis St. Bldg. A  
 Suite 160  
 Jacksonville, FL 32209  
 904-798-4200  
 1-800-273-5880

**Area 5—Don Fuller**  
 525 Mirror Lake Drive, N  
 Suite 510  
 St. Petersburg, FL 33701  
 727-552-1900  
 1-800-299-4844

**Area 6—Sue McPhee**  
 6800 N. Dale Mabry Hwy  
 Suite 220  
 Tampa, FL 33614  
 813-350-4800  
 1-800-226-2316

**Area 7—Judy Jacobs**  
 400 W. Robinson St.  
 Suite S 309  
 Orlando, FL 32801  
 407-420-2500  
 1-877-254-1055

**Area 8—Dietra Cole**  
 2295 Victoria Ave, #309  
 Fort Myers, FL 33901  
 239-335-1300  
 1-800-226-6735

**Area 9—William Albury**  
 1655 Palm Beach Lakes Blvd, Suite 300  
 West Palm Beach, FL 33401  
 561-712-4400  
 1-800-226-5082

**Area 10—Rafael Copa**  
 1400 W Commercial Blvd  
 Suite 110  
 Ft. Lauderdale, FL 33309  
 954-958-6500  
 1-866-875-9131

**Area 11—Rhea Gray**  
 8333 NW 53rd St.  
 Suite 200  
 Doral, FL 33166  
 305-593-3000  
 1-800-953-0555

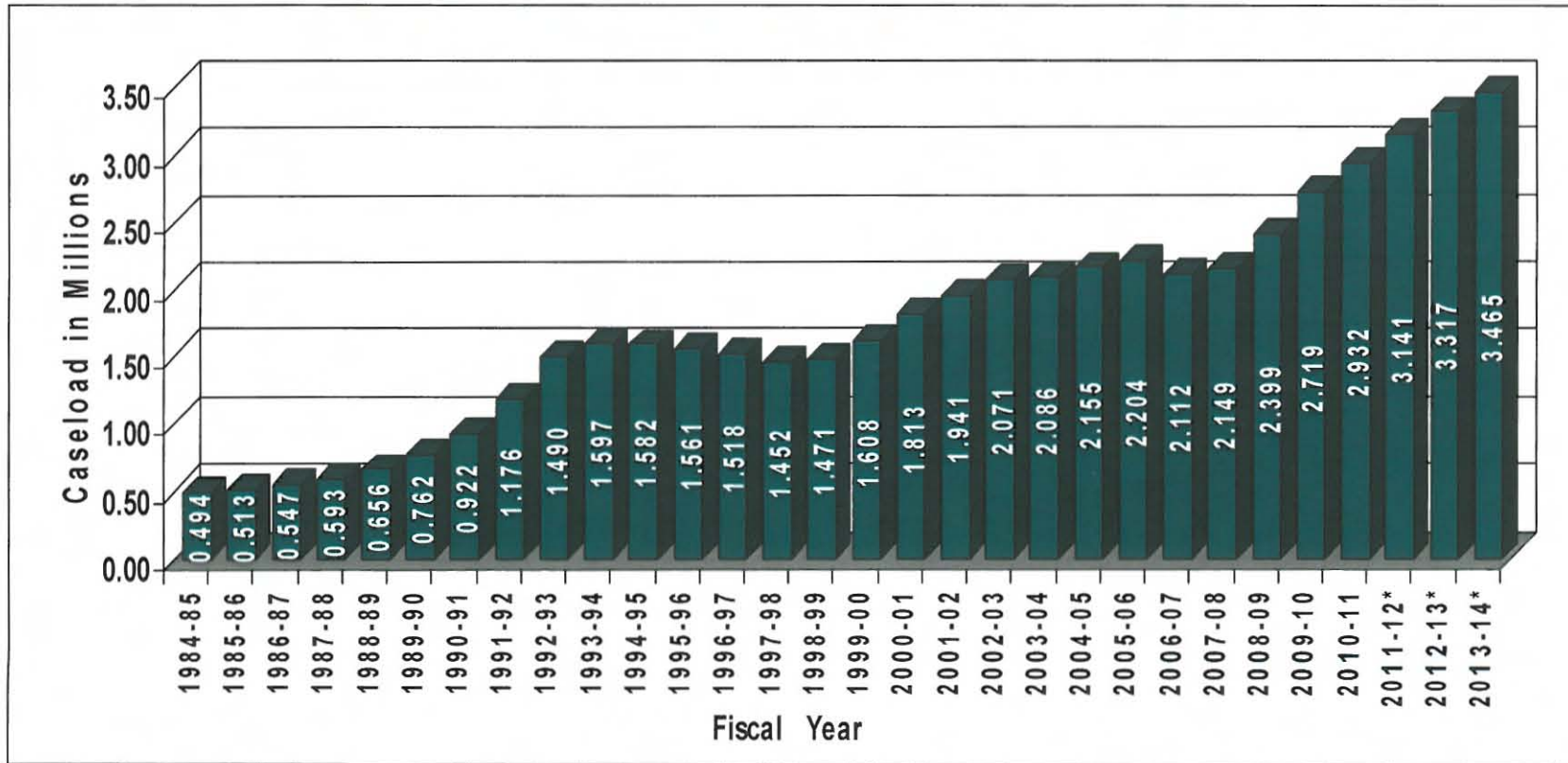
# Florida's Current Medicaid Enrollment

## November 1, 2012

Medicaid Enrollment As of November 2012		% of total Enrollment
HMO	1,220,774	37.9%
PSN	261,460	8.11%
MediPass (PCCM)	593,009	18.4%
Fee-For-Service	1,127,177	35%
Nursing Home Diversion	19,968	.62%
<b>Total</b>	<b>3,222,388</b>	

Note: 46.6% of recipients receive their care through a managed care plan today.

# Growth in Medicaid Average Monthly Caseload



Source: Medicaid Services Eligibility Subsystem Reports.

\*FY 2011-12 June 2012 Caseload Social Services Estimating Conference.

\*FY 2012-13 June 2012 Caseload Social Services Estimating Conference.

\*FY 2013-14 June 2012 Caseload Social Services Estimating Conference

# Inspector General

- The Office of the Inspector General is comprised of the Bureau of Medicaid Program Integrity (MPI), the Bureau of Internal Audit and the Investigations Unit.
- The Bureau of Medicaid Program Integrity is responsible for overseeing the activities of Medicaid recipients, and Medicaid providers and their representatives, to ensure that fraudulent and abusive behavior and neglect of recipients occur to the minimum extent possible and for recovering overpayments and imposing sanctions as appropriate.
- MPI has field offices located in Miami, Jacksonville, Orlando and Tampa.
- Personnel in these offices are responsible for performing Medicaid provider site visits, coordinating special investigations, coordinating state-wide initiatives and working with other investigative agencies such as the Medicaid Fraud Control Unit (MFCU) on local projects that support the integrity of the Medicaid program.

# Inspector General

MPI Recovery Activities (Millions)				
	FY 07-08	FY 08-09	FY 09-10	FY 10-11
MPI Audits (Overpayments Collected)	\$14.9	\$15.4	\$16.4	\$38.8
Costs (Collected by F&A)				1.5
Fines				1.0
Paid Claims Reversals	0.5	0.3	1.5	1.0
Contractual Assessments				10.8
TPL Contractor-Assisted Claims Adjustments	12.8	34.6	40.6	30.0
<b>Total</b>	<b>\$28.2</b>	<b>\$50.3</b>	<b>\$58.5</b>	<b>\$83.1</b>

MPI Prevention of Overpayments (\$ Millions)								
	FY 2007-08		FY 2008-09		FY 2009-10		FY 2010-11	
	No.	Amount	No.	Amount	No.	Amount	No.	Amount
Prepayment Review	156	\$4.2	99	\$5.8	116	\$4.8	272	\$3.4
Termination of Providers	255	5.4	152	3.2	68	1.8	99	\$1.8
Focused Projects	3	9.8	3	2.6	7	5.1		\$1.2
Denial of Reimbursement for Prescription Drugs	40	0.5	3	0.3	-	-	-	-
Policy Changes	N/A	N/A	N/A	N/A	N/A	N/A	N/A	N/A
Site Visits	229	1.8	481	6.5	410	7.4	-	\$12.1
Sanctioned Providers	-	-	-	-	-	-	525	\$3.6
<b>Total</b>		<b>\$21.7</b>		<b>\$18.40</b>		<b>\$19.10</b>		<b>\$22.1</b>



# Division of Health Quality Assurance

- The Division of Health Quality Assurance protects the citizens of Florida through oversight of health care service providers.
- The Division is divided into seven bureaus:
  - Long Term Care Services
  - Health Facility Regulation
  - Field Operations
  - Managed Health Care
  - Plans and Construction
  - Central Services
  - Florida Center for Health Information and Policy Analysis



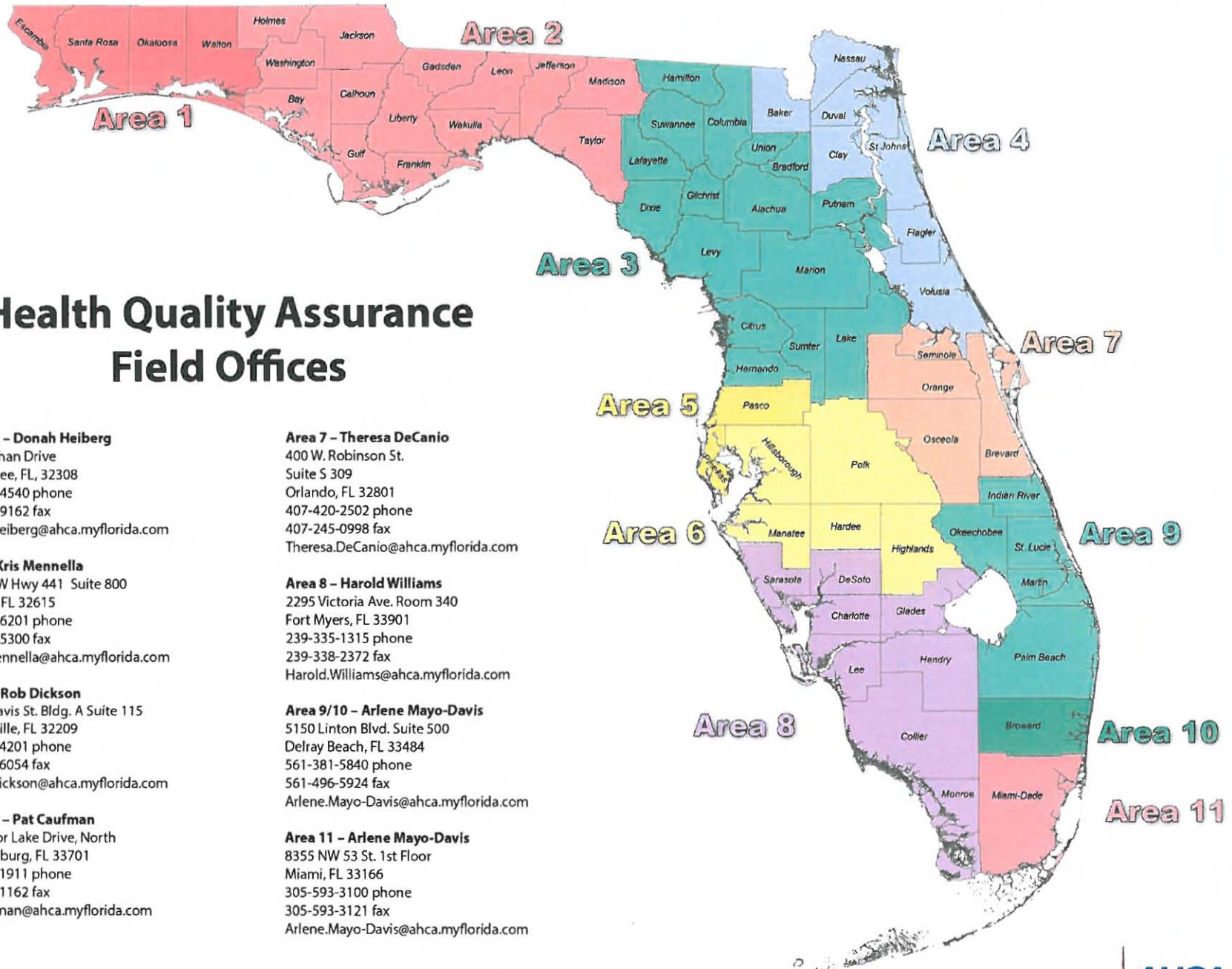


# Division of Health Quality Assurance

## FY 2011/12 Volume Statistics:

- 22,082 applications
- 9,549 complaints
- 1,864 adverse incidents
- 189,756 background screenings
- 21,643 surveys and investigations
- 1,079 CON reviews
- 2,364 financial reviews
- 4,869 plans and construction reviews
- 406 subscriber assistance program cases
- 3,744 public information requests





## Health Quality Assurance Field Offices

**Area 1/2 – Donah Heiberg**  
 2727 Mahan Drive  
 Tallahassee, FL, 32308  
 850-412-4540 phone  
 850-922-9162 fax  
 Donah.Heiberg@ahca.myflorida.com

**Area 3- Kris Mennella**  
 14101 NW Hwy 441 Suite 800  
 Alachua, FL 32615  
 386-462-6201 phone  
 386-418-5300 fax  
 Kriste.Mennella@ahca.myflorida.com

**Area 4 – Rob Dickson**  
 921 N. Davis St. Bldg. A Suite 115  
 Jacksonville, FL 32209  
 904-798-4201 phone  
 904-359-6054 fax  
 Robert.Dickson@ahca.myflorida.com

**Area 5/6 – Pat Cauffman**  
 525 Mirror Lake Drive, North  
 St. Petersburg, FL 33701  
 727-552-1911 phone  
 727-552-1162 fax  
 Pat.Cauffman@ahca.myflorida.com

**Area 7 – Theresa DeCanio**  
 400 W. Robinson St.  
 Suite S 309  
 Orlando, FL 32801  
 407-420-2502 phone  
 407-245-0998 fax  
 Theresa.DeCanio@ahca.myflorida.com

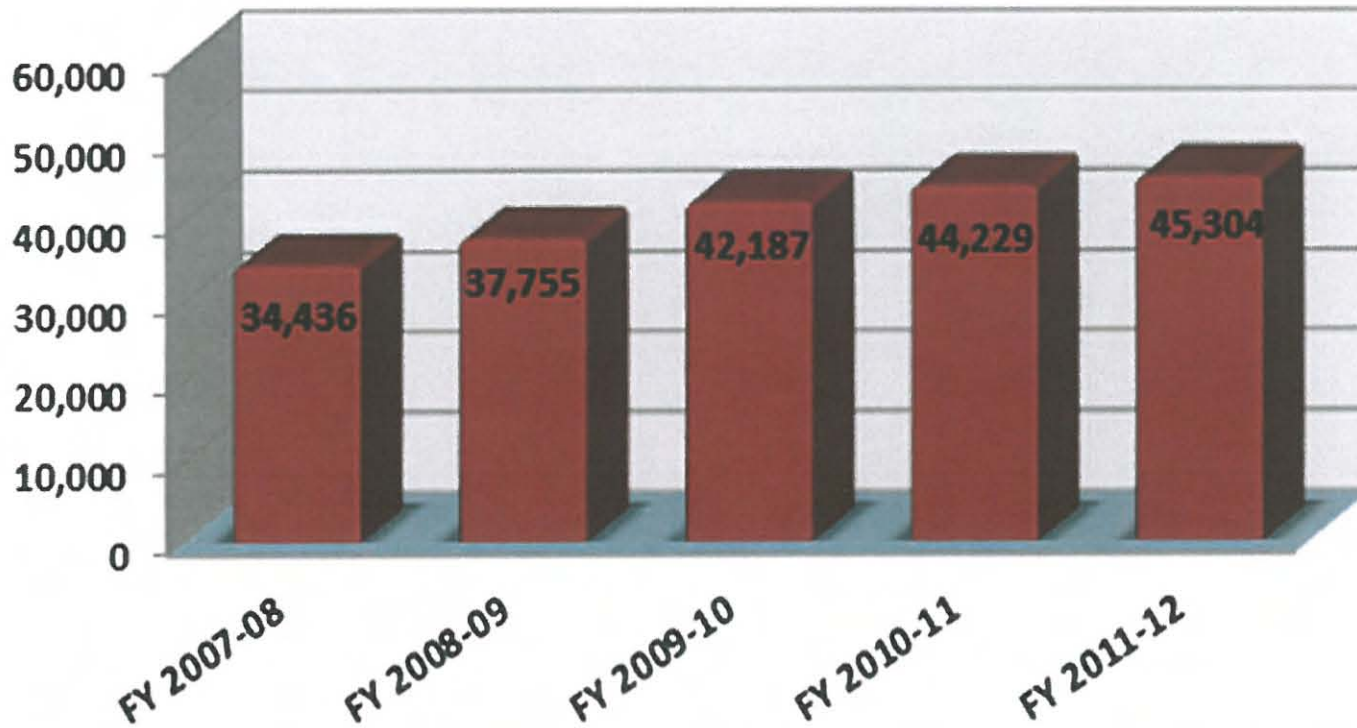
**Area 8 – Harold Williams**  
 2295 Victoria Ave. Room 340  
 Fort Myers, FL 33901  
 239-335-1315 phone  
 239-338-2372 fax  
 Harold.Williams@ahca.myflorida.com

**Area 9/10 – Arlene Mayo-Davis**  
 5150 Linton Blvd. Suite 500  
 Delray Beach, FL 33484  
 561-381-5840 phone  
 561-496-5924 fax  
 Arlene.Mayo-Davis@ahca.myflorida.com

**Area 11 – Arlene Mayo-Davis**  
 8355 NW 53 St. 1st Floor  
 Miami, FL 33166  
 305-593-3100 phone  
 305-593-3121 fax  
 Arlene.Mayo-Davis@ahca.myflorida.com

## Number of Regulated Providers

Number of Providers



State Fiscal Year

# Florida Center for Health Information and Policy Analysis



About Us

Data Submission/Online Reporting

Consumers

Researchers

Committees and Councils

Health Information Technology

## Florida Center for Health Information and Policy Analysis

The Florida Center for Health Information and Policy Analysis (Florida Center) performs several important functions to improve the effectiveness and efficiency of health care services in the state and to support consumers in health care decision making. The Florida Center is responsible for collecting, compiling, coordinating, analyzing, and disseminating health related data and statistics for the purpose of developing public policy and promoting the transparency of consumer health care information through [www.FloridaHealthFinder.gov](http://www.FloridaHealthFinder.gov). These data provide accurate and timely health care information to consumers, policy analysts, administrators, and researchers in order to evaluate cost, quality, and access to care.

The Florida Center also promotes the exchange of secure, privacy-protected health care information, the adoption of electronic health records among providers, and the use of personal health records by all consumers. The Florida Center is actively promoting the adoption of electronic health record systems through health information exchange, electronic prescribing and personal health records software in partnership with health care stakeholders statewide.

## Quick Links

- [FloridaHealthFinder.gov](http://FloridaHealthFinder.gov)
- [Florida Health Information Network \(FHIN\)](#)
- [Order Patient Data](#)
- [Submit Adverse Incident Reports](#)
- [Patient Data Upload Portal](#)



Better Health Care for All Floridians  
[AHCA.MyFlorida.com](http://AHCA.MyFlorida.com)

# General Counsel

- The General Counsel's Office provides legal advice and representation for the Agency on all legal matters, including licensure and regulation of health care facilities and regulation of managed care plans; administration of the Medicaid plan and recovery of Medicaid overpayments due to abuse or third party liability; and civil litigation related to various Agency programs.
- The office of the Agency Clerk and the Public Records Office are housed in the General Counsel's Office.

For fiscal year 11-12:

- Final Orders: 4,208
  - Public records requests: 5,226
  - Total hearings: 240
  - Total HQA cases: 3,281
  - Total Medicaid cases: 274
- The General Counsel has field offices in: St Petersburg, Ft. Myers and Miami.



# Questions?

