

Policy and Budget Council

February 23, 2007
9:15 a.m.
212 Knott Building

ACTION PACKET

COUNCIL MEETING REPORT

Policy & Budget Council

2/23/2007 9:15:00AM

Location: 212 Knott Building

Attendance:

	<i>Present</i>	<i>Absent</i>	<i>Excused</i>
Ray Sansom (Chair)	X		
Kevin Ambler	X		
Loranne Ausley	X		
Aaron Bean			X
Dorothy Bendross-Mindingall	X		
Ellyn Setnor Bogdanoff	X		
Marsha Bowen	X		
Mary Brandenburg			X
Donald Brown	X		
Dean Cannon	X		
Joyce Cusack	X		
Charles Dean	X		
Bill Galvano	X		
Andy Gardiner			X
Michael Grant			X
Adam Hasner	X		
Will Kendrick	X		
Dick Kravitz	X		
Stan Mayfield	X		
Matthew Meadows	X		
Joe Pickens			X
Ron Reagan	X		
Curtis Richardson	X		
David Rivera	X		
Yolly Roberson	X		
Dennis Ross			X
Ron Saunders	X		
John Seiler	X		
Priscilla Taylor	X		
Anthony Traviesa	X		
Baxter Troutman	X		
Shelley Vana	X		
Juan Zapata	X		
Totals:	27	0	6

Committee meeting was reported out: Friday, February 23, 2007 12:37:53PM

COUNCIL MEETING REPORT

Policy & Budget Council

2/23/2007 9:15:00AM

Location: 212 Knott Building

HB 29 : Violent Felony Offenders

Favorable

	Yea	Nay	No Vote	Absentee Yea	Absentee Nay
Kevin Ambler	X				
Loranne Ausley	X				
Aaron Bean			X		
Dorothy Bendross-Mindingall	X				
Ellyn Setnor Bogdanoff	X				
Marsha Bowen	X				
Mary Brandenburg			X		
Donald Brown	X				
Dean Cannon	X				
Joyce Cusack	X				
Charles Dean	X				
Bill Galvano	X				
Andy Gardiner			X		
Michael Grant			X		
Adam Hasner	X				
Will Kendrick	X				
Dick Kravitz	X				
Stan Mayfield	X				
Matthew Meadows	X				
Joe Pickens			X		
Ron Reagan	X				
Curtis Richardson	X				
David Rivera	X				
Yolly Roberson	X				
Dennis Ross			X		
Ron Saunders	X				
John Seiler	X				
Priscilla Taylor	X				
Anthony Traviesa	X				
Baxter Troutman	X				
Shelley Vana	X				
Juan Zapata	X				
Ray Sansom (Chair)	X				
Total Yeas: 27		Total Nays: 0			

Committee meeting was reported out: Friday, February 23, 2007 12:37:53PM

COUNCIL MEETING REPORT

Policy & Budget Council

2/23/2007 9:15:00AM

Location: 212 Knott Building

HB 41 : Sexual Offenses

Favorable with Council Substitute

	Yea	Nay	No Vote	Absentee Yea	Absentee Nay
Kevin Ambler	X				
Loranne Ausley	X				
Aaron Bean			X		
Dorothy Bendross-Mindingall	X				
Ellyn Setnor Bogdanoff	X				
Marsha Bowen	X				
Mary Brandenburg			X		
Donald Brown	X				
Dean Cannon	X				
Joyce Cusack	X				
Charles Dean	X				
Bill Galvano	X				
Andy Gardiner			X		
Michael Grant			X		
Adam Hasner	X				
Will Kendrick	X				
Dick Kravitz	X				
Stan Mayfield	X				
Matthew Meadows	X				
Joe Pickens			X		
Ron Reagan	X				
Curtis Richardson	X				
David Rivera	X				
Yolly Roberson	X				
Dennis Ross			X		
Ron Saunders	X				
John Seiler	X				
Priscilla Taylor	X				
Anthony Traviesa	X				
Baxter Troutman	X				
Shelley Vana	X				
Juan Zapata	X				
Ray Sansom (Chair)	X				
Total Yeas: 27		Total Nays: 0			

Appearances:

Kimberly Case (State Employee) - Proponent
 Legislative Affairs Director, Attorney General's Office
 PL-01 Capitol
 Tallahassee FL
 Phone: 850-245-0176

Committee meeting was reported out: Friday, February 23, 2007 12:37:53PM

COUNCIL MEETING REPORT

Policy & Budget Council

2/23/2007 9:15:00AM

Location: 212 Knott Building

HB 573 : Criminal Justice

<input checked="" type="checkbox"/> Favorable	Yea	Nay	No Vote	Absentee Yea	Absentee Nay
Kevin Ambler	X				
Loranne Ausley	X				
Aaron Bean			X		
Dorothy Bendross-Mindingall	X				
Ellyn Setnor Bogdanoff	X				
Marsha Bowen	X				
Mary Brandenburg			X		
Donald Brown	X				
Dean Cannon	X				
Joyce Cusack	X				
Charles Dean	X				
Bill Galvano	X				
Andy Gardiner			X		
Michael Grant			X		
Adam Hasner	X				
Will Kendrick	X				
Dick Kravitz	X				
Stan Mayfield	X				
Matthew Meadows	X				
Joe Pickens			X		
Ron Reagan	X				
Curtis Richardson	X				
David Rivera	X				
Yolly Roberson	X				
Dennis Ross			X		
Ron Saunders	X				
John Seiler	X				
Priscilla Taylor	X				
Anthony Traviesa	X				
Baxter Troutman	X				
Shelley Vana	X				
Juan Zapata	X				
Ray Sansom (Chair)	X				
Total Yeas: 27		Total Nays: 0			

Appearances:

Kimberly Case (State Employee) - Proponent
 Legislative Affairs Director, Attorney General's Office
 PL-01, The Capitol
 Tallahassee FL
 Phone: 850-245-01076

Committee meeting was reported out: Friday, February 23, 2007 12:37:53PM

COUNCIL MEETING REPORT

Policy & Budget Council

2/23/2007 9:15:00AM

Location: 212 Knott Building

Maureen Horkan (State Employee) - Proponent

Director, Cyber Crime Unit, Attorney General's Office

PL-01, The Capitol

Tallahassee FL

Phone: 850-245-0155

Committee meeting was reported out: Friday, February 23, 2007 12:37:53PM

COUNCIL MEETING REPORT

Policy & Budget Council

2/23/2007 9:15:00AM

Location: 212 Knott Building

HB 697 : DNA Testing

	Yea	Nay	No Vote	Absentee Yea	Absentee Nay
Kevin Ambler	X				
Loranne Ausley	X				
Aaron Bean			X		
Dorothy Bendross-Mindingall	X				
Ellyn Setnor Bogdanoff	X				
Marsha Bowen	X				
Mary Brandenburg			X		
Donald Brown	X				
Dean Cannon	X				
Joyce Cusack	X				
Charles Dean	X				
Bill Galvano	X				
Andy Gardiner			X		
Michael Grant			X		
Adam Hasner	X				
Will Kendrick	X				
Dick Kravitz	X				
Stan Mayfield	X				
Matthew Meadows	X				
Joe Pickens			X		
Ron Reagan	X				
Curtis Richardson	X				
David Rivera	X				
Yolly Roberson	X				
Dennis Ross			X		
Ron Saunders	X				
John Seiler	X				
Priscilla Taylor	X				
Anthony Traviesa	X				
Baxter Troutman	X				
Shelley Vana	X				
Juan Zapata	X				
Ray Sansom (Chair)	X				
Total Yeas: 27		Total Nays: 0			

Committee meeting was reported out: Friday, February 23, 2007 12:37:53PM

COUNCIL MEETING REPORT

Policy & Budget Council

2/23/2007 9:15:00AM

Location: 212 Knott Building

Summary:

Policy & Budget Council

Friday February 23, 2007 09:15 am

HB 29 Favorable Yeas: 27 Nays: 0

HB 41 Favorable with Council Substitute Yeas: 27 Nays: 0

HB 573 Favorable Yeas: 27 Nays: 0

HB 697 Favorable Yeas: 27 Nays: 0

Committee meeting was reported out: Friday, February 23, 2007 12:37:53PM

HOUSE AMENDMENT FOR COUNCIL/COMMITTEE PURPOSES

Amendment No. (for drafter's use only)

Bill No. CS/HB 41

COUNCIL/COMMITTEE ACTION

ADOPTED (Y/N)

ADOPTED AS AMENDED (Y/N)

ADOPTED W/O OBJECTION (Y/N)

FAILED TO ADOPT (Y/N)

WITHDRAWN (Y/N)

OTHER _____

1 Council/Committee hearing bill: Policy & Budget Council

2 Representative(s) Seiler offered the following:

3

4 **Amendment**


5 Remove line(s) 133-142 and insert:

6 (1) The penalty for any misdemeanor or felony under s.
7 794.075, s. 800.02, s. 800.03, s. 810.14, s. 810.145, or s.
8 877.26 shall be reclassified, and the offender subject to an
9 enhanced penalty, as follows:

10 (a) If the offender has previously been convicted of a
11 violation of s. 794.075, s. 800.02, s. 800.03, s. 810.14, s.
12 810.145, or s. 877.26, the offense shall be reclassified as a
13 felony of the third degree.

14 (b) If the offender has twice previously been convicted of
15 a violation of s. 794.075, s. 800.02, s.

000000



*Waived
Time*

COUNCIL/COMMITTEE/SUBCOMMITTEE APPEARANCE RECORD

Bill No. 29 Date 2-23-2007

Name Matt Puckett

Title Lobbyist

Address 300 East Brevard St

City Tallahassee State/Zip FL 32301

Phone Number 222-3329

Representing Florida Police Benevolent Association

Lobbyist (registered) YES NO

State Employee YES NO

I wish to speak: Proponent

* I have been requested to speak Opponent

Information

Subject matter: Anti-murder Act

Council/Committee/Subcommittee: Policy & Budget Council

*If you are appearing at the request of the Chair, you must get signature of the Chair before leaving.
Appearing at request of Chair
Approved by _____ Chair

Copies to:
Original - Council/Committee/Subcommittee
Copy - Person requested to appear



Info. Only
waived
Time

COUNCIL/COMMITTEE/SUBCOMMITTEE APPEARANCE RECORD

Bill No. HB 41 Date 2/23/07

Name Kimberly Case

Title Legislative Affairs Director

Address PL-01

City Tallahassee State/Zip FL

Phone Number 850-245-0174

Representing Attorney General

Lobbyist (registered) YES NO

State Employee YES NO

I wish to speak:

Proponent

* I have been requested to speak

Opponent

Information

Subject matter: _____

Council/Committee/Subcommittee: _____

*If you are appearing at the request of the Chair, you must get signature of the Chair before leaving.
Appearing at request of Chair
Approved by _____ Chair

Copies to:
Original - Council/Committee/Subcommittee
Copy - Person requested to appear



COUNCIL/COMMITTEE APPEARANCE RECORD

Bill No. 573 Date 2-23-07

Name Kimberly Case

Title Legislative Director

Address PL-01 Capitol

City Tall State/Zip FL

Phone Number 850-245-0176

Representing Attorney General

Lobbyist (registered) YES [checked] NO []

State Employee YES [] NO []

I wish to speak: [checked]

* I have been requested to speak []

Proponent [checked]

Opponent []

Information []

Subject matter: 573

Council/Committee: Pol + Bud.

*If you are appearing at the request of the Chair, you must get signature of the Chair before leaving.
Appearing at request of Chair []
Approved by _____ Chair

Copies to:
Original - Council/Committee
Copy - Person requested to appear



COUNCIL/COMMITTEE/SUBCOMMITTEE
APPEARANCE RECORD

Bill No. 573 Date 2/23/07

Name MAUREEN HORKAN

Title DIRECTOR, CYBERCRIME UNIT

Address PL-01 CAPITOL

City Tallahassee State/Zip _____

Phone Number 850-245-0155

Representing ATTY GEN. BILL MCCOLLUM

Lobbyist (registered) YES NO

State Employee YES NO

I wish to speak: Proponent

* I have been requested to speak Opponent

Information

Subject matter: 573

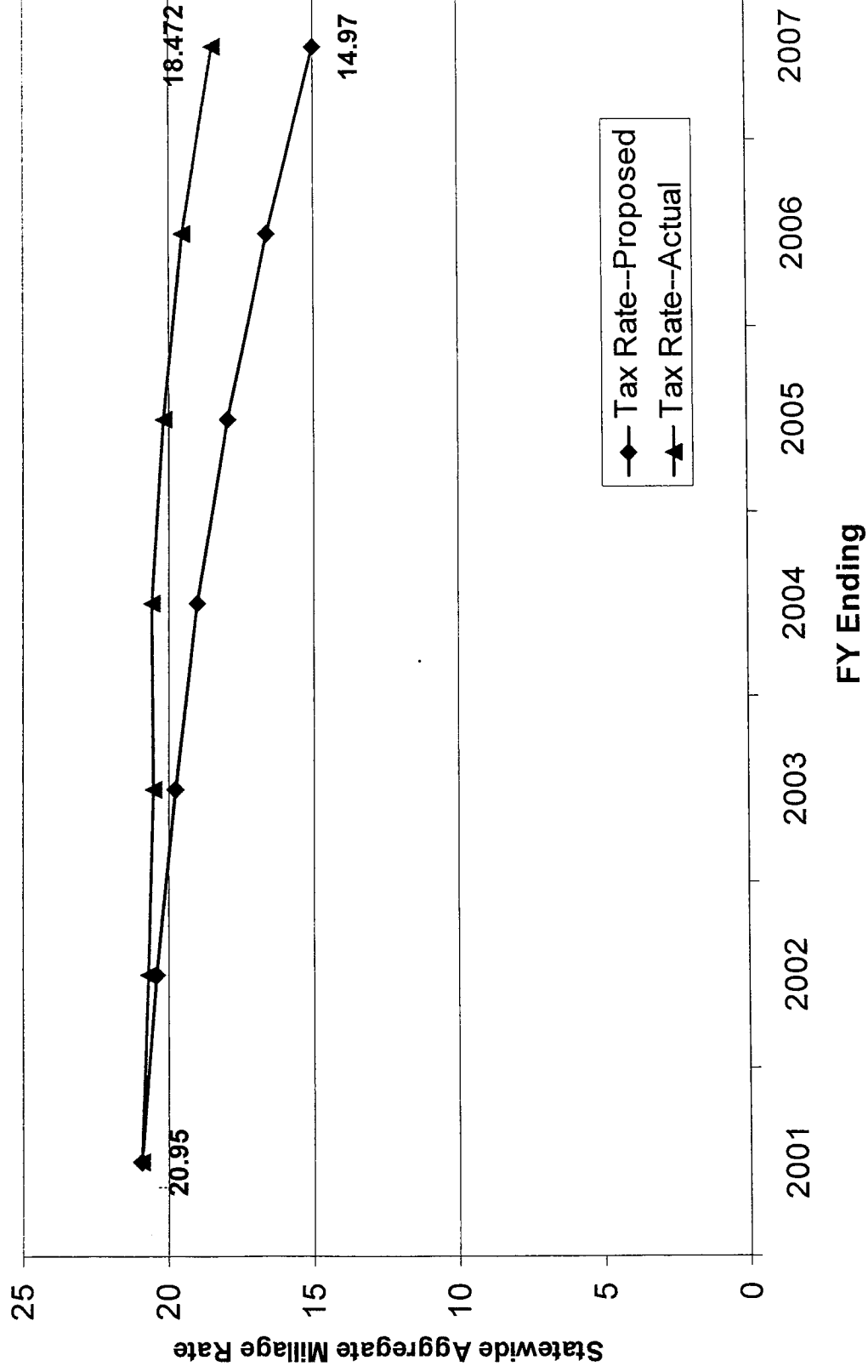
Council/Committee/Subcommittee: _____

*If you are appearing at the request of the Chair, you must get signature of the Chair before leaving.
Appearing at request of Chair
Approved by _____ Chair

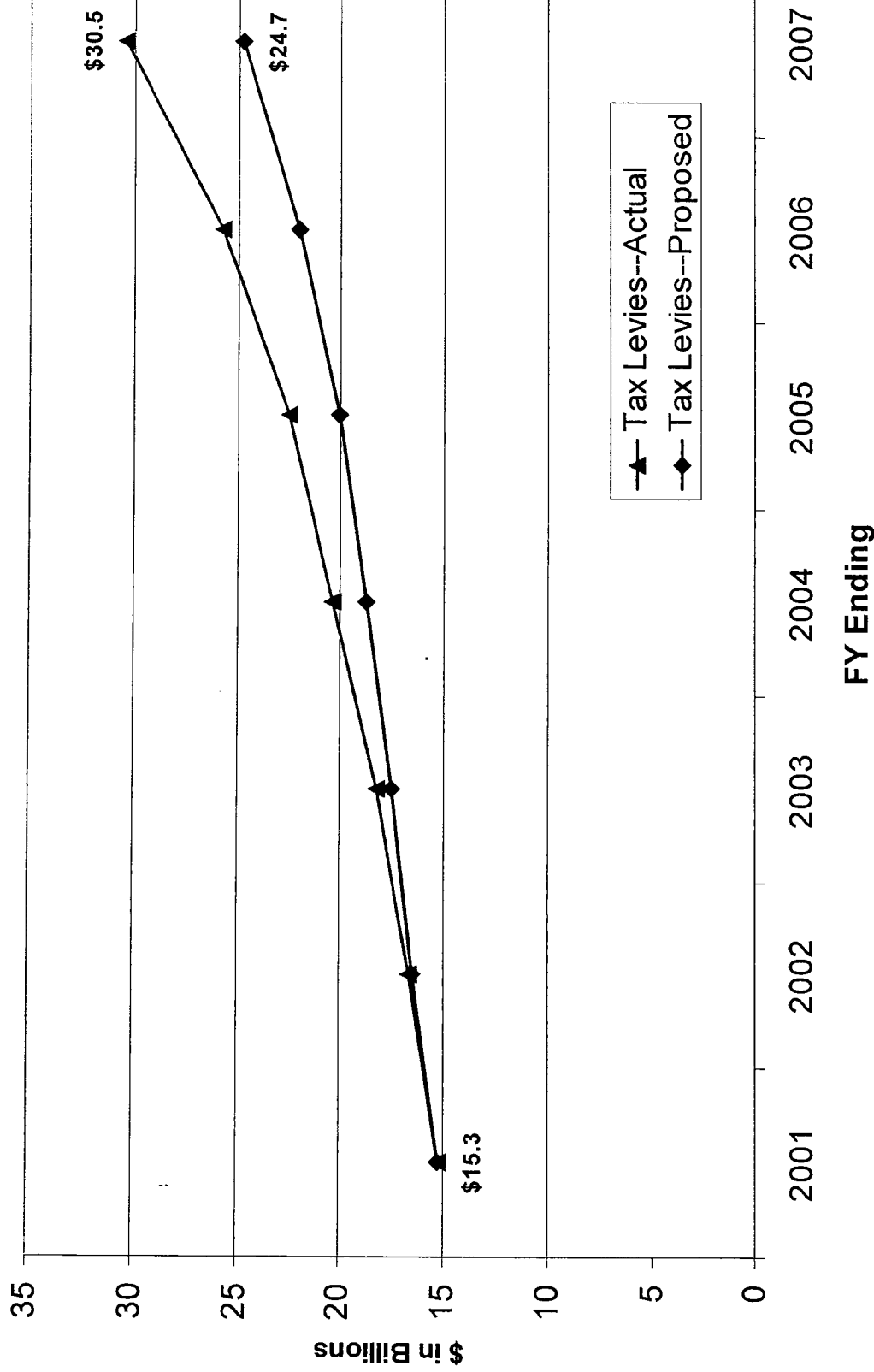
Copies to:
Original - Council/Committee/Subcommittee
Copy - Person requested to appear

Slides during Council Meeting today


Effects of Proposed Tax Rate Constraints



Effects of Proposed Tax Rate Constraints



**Effect of Proposed Tax Rate Constraints
Cumulative Tax Levy Growth Rates: FY 2001 - FY 2007**



Tax Levies

**Corrected Version of document in
original meeting packet**

**Property Tax Rate Reduction Proposal
Estimated Municipal Government Impacts**

CORRECTED
2/23/2007 8:45 AM

County		Tax Rates (mills) (1)			Tax Amount (mil \$)
		Current	Proposed	% Diff	
ALACHUA	ALACHUA	5.500	4.522	-18%	-0.6
	ARCHER	4.750	2.973	-37%	-0.1
	GAINESVILLE	4.851	3.658	-25%	-5.9
	HAWTHORNE	6.500	4.025	-38%	-0.1
	HIGH SPRINGS	6.250	4.460	-29%	-0.4
	LACROSSE	2.461	2.555	4%	0.0
	MICANOPY	8.000	4.088	-49%	-0.1
	NEWBERRY	4.450	2.512	-44%	-0.4
	WALDO	5.031	3.897	-23%	0.0
	BAKER	MACCLENNY	3.650	2.376	-35%
BAY	LYNN HAVEN	3.250	2.546	-22%	-0.7
	MEXICO BEACH	3.350	0.987	-71%	-1.4
	PANAMA CITY OPERATING	4.172	3.580	-14%	-1.3
	CALLAWAY	2.000	1.623	-19%	-0.2
	CEDAR GROVE	1.500	1.268	-15%	0.0
BRADFORD	BROOKER	0.365	0.379	4%	0.0
	HAMPTON	0.276	0.287	4%	0.0
	LAWTEY	1.535	1.318	-14%	0.0
	STARKE	4.000	3.440	-14%	-0.1
BREVARD	CTIY OF COCOA	4.571	3.291	-28%	-1.5
	COCOA BEACH	3.580	2.779	-22%	-1.7
	INDIALANTIC	4.331	3.016	-30%	-0.5
	INDIAN HBR BCH	4.368	2.900	-34%	-1.3
	MALABAR	1.397	1.076	-23%	-0.1
	MELBOURNE - OPERATING	4.508	3.711	-18%	-3.7
	MELBOURNE BEACH	2.633	2.209	-16%	-0.2
	MELBOURNE VILLAGE	4.538	3.417	-25%	-0.1
	PALM BAY	4.600	3.739	-19%	-4.9
	ROCKLEDGE	4.950	4.186	-15%	-1.1
	SATELLITE BEACH	5.900	4.000	-32%	-1.7
	TITUSVILLE	4.819	4.003	-17%	-1.7
	West Melbourne	1.590	1.650	4%	0.1
BROWARD	COCONUT CREEK	5.341	3.304	-38%	-6.9
	COOPER CITY	5.400	3.957	-27%	-3.1
	CORAL SPRINGS	3.872	2.677	-31%	-11.4
	DANIA	6.068	3.795	-37%	-6.8
	DAVIE	4.988	3.249	-35%	-13.1
	DEERFIELD BEACH	5.825	3.406	-42%	-16.0
	FORT LAUDERDALE	4.807	2.975	-38%	-52.0
	HALLANDALE	5.970	3.281	-45%	-11.3
	HILLSBORO BEACH	2.250	2.205	-2%	-0.1
	HOLLYWOOD	6.805	3.633	-47%	-40.2
	LAUDERDALE BY THE SEA	4.350	2.097	-52%	-4.8
	LAUDERDALE LAKES	6.401	3.022	-53%	-3.9
	LAUDERHILL	6.020	3.363	-44%	-7.1
	LAZYLAKES	3.474	1.948	-44%	0.0
	LIGHTHOUSE POINT	3.544	3.277	-8%	-0.5
	MARGATE	6.561	4.066	-38%	-7.5
	MIRAMAR	6.550	4.285	-35%	-18.9
	NORTH LAUDERDALE	6.429	3.339	-48%	-4.8
	PARKLAND	3.950	2.611	-34%	-4.1
	PEMBROKE PARK	8.500	5.572	-34%	-1.4
	PEMBROKE PINES	4.599	2.662	-42%	-20.6
	PLANTATION	4.589	2.741	-40%	-14.7
	POMPANO BEACH	3.725	2.412	-35%	-15.4
	OAKLAND PARK	5.582	2.976	-47%	-8.3
	SEA RANCH LAKES	6.950	4.821	-31%	-0.3
	SUNRISE	6.110	4.200	-31%	-11.6
	TAMARAC	6.222	3.782	-39%	-9.4
	WILTON MANORS	6.276	3.202	-49%	-3.3
	WESTON	1.524	1.013	-34%	-4.0
	SOUTHWEST RANCHES	3.000	1.901	-37%	-1.3
	WEST PARK	6.524	5.431	-17%	-0.6

**Property Tax Rate Reduction Proposal
Estimated Municipal Government Impacts**

County		Tax Rates (mills) (1)			Tax Amount (mil \$)
		Current	Proposed	% Diff	
CALHOUN	BLOUNTSTOWN	1.500	1.477	-2%	0.0
CHARLOTTE	PUNTA GORDA - OPERATING	2.177	1.434	-34%	-2.7
CITRUS	CRYSTAL RIVER	5.600	3.674	-34%	-1.0
	INVERNESS	4.875	4.002	-18%	-0.4
CLAY	GREEN COVE SPRINGS	2.600	2.019	-22%	-0.2
	KEYSTONE HEIGHTS	2.000	1.665	-17%	0.0
	ORANGE PARK	5.000	4.400	-12%	-0.3
COLLIER	EVERGLADES	2.081	1.603	-23%	-0.1
	NAPLES	1.245	0.648	-48%	-9.9
	MARCO ISLAND	1.245	0.669	-46%	-6.9
COLUMBIA	CITY OF LAKE CITY	3.555	3.028	-15%	-0.3
DESOTO	ARCADIA	8.165	6.853	-16%	-0.3
DIXIE	HORSESHOE BEACH	3.000	0.578	-81%	-0.2
	CROSS CITY	6.500	2.888	-56%	-0.1
DUVAL	ATLANTIC BEACH	2.997	2.159	-28%	-1.1
	BALDWIN	3.000	2.281	-24%	0.0
	JACKSONVILLE BEACH	3.907	2.496	-36%	-3.8
	NEPTUNE BEACH	2.900	1.881	-35%	-0.7
ESCAMBIA	CENTURY	0.764	0.793	4%	0.0
	PENSACOLA	4.950	4.091	-17%	-2.8
FLAGLER	BEVERLY BEACH	2.320	0.700	-70%	-0.1
	BUNNELL	5.900	2.716	-54%	-0.6
	FLAGLER BEACH	3.000	1.313	-56%	-1.6
	PALM COAST	3.250	1.597	-51%	-10.3
FRANKLIN	APALACHICOLA	6.250	3.685	-41%	-0.6
	CARRABELLE	5.000	1.372	-73%	-1.0
GADSDEN	CHATTAHOOCHEE	0.802	0.810	1%	0.0
	GREENSBORO	3.000	1.870	-38%	0.0
	GRETNA	4.236	1.645	-61%	0.0
	HAVANA	2.000	1.036	-48%	-0.1
	MIDWAY	3.216	3.034	-6%	0.0
	QUINCY	2.750	2.244	-18%	-0.1
GLADES	MOORE HAVEN	4.000	2.880	-28%	-0.1
GULF	PORT ST. JOE	3.990	3.317	-17%	-0.3
	WEWAHITCHKA	6.000	1.335	-78%	-0.2
HAMILTON	JASPER	4.747	3.801	-20%	0.0
	JENNINGS	1.377	1.430	4%	0.0
	WHITE SPRINGS	3.859	3.562	-8%	0.0
HARDEE	BOWLING GREEN	7.250	5.698	-21%	0.0
	WAUCHULA	5.020	3.600	-28%	-0.1
	ZOLFO SPRINGS	9.000	6.632	-26%	-0.1
HENDRY	CLEWISTON	5.634	4.443	-21%	-0.3
	LA BELLE	3.500	1.500	-57%	-0.5
HERNANDO	BROOKSVILLE	7.500	4.781	-36%	-1.3
	WEEKI WACHEE	2.390	0.807	-66%	0.0
HIGHLANDS	AVON PARK	7.500	6.803	-9%	-0.2
	LAKE PLACID	5.000	2.634	-47%	-0.4
	SEBRING	6.500	5.103	-21%	-0.9
HILLSBOROUGH	TAMPA	6.408	4.572	-29%	-49.4
	TEMPLE TERRACE	4.910	4.079	-17%	-1.2
	PLANT CITY	4.700	3.565	-24%	-2.2
HOLMES	ESTO	0.529	0.549	4%	0.0
	NOMA	1.097	1.138	4%	0.0
INDIAN RIVER	FELLSMERE	5.750	3.070	-47%	-0.3
	INDIAN RIVER SHORES	1.473	0.859	-42%	-1.6
	TOWN OF ORCHID	0.453	0.648	43%	0.1
	SEBASTIAN	3.052	2.669	-13%	-0.6
	VERO BEACH	2.143	0.983	-54%	-3.2
JACKSON	ALFORD	1.500	0.780	-48%	0.0
	CAMPBELLTON	2.000	1.860	-7%	0.0
	COTTONDALE	3.500	3.036	-13%	0.0
	GRACEVILLE	4.000	3.269	-18%	0.0
	GREENWOOD	1.000	0.897	-10%	0.0
	JACOB CITY	3.000	2.813	-6%	0.0
	MARIANNA	2.110	1.745	-17%	-0.1
	SNEADS	0.536	0.557	4%	0.0

**Property Tax Rate Reduction Proposal
Estimated Municipal Government Impacts**

CORRECTED
2/23/2007 8:45 AM

County		Tax Rates (mills) (1)			Tax Amount (mil \$)
		Current	Proposed	% Diff	
JEFFERESON	MONTICELLO	7.000	5.489	-22%	-0.1
LAFAYETTE	MAYO	2.500	1.676	-33%	0.0
LAKE	ASTATULA	4.500	1.480	-67%	0.0
	CLERMONT	3.729	2.289	-39%	-2.9
	EUSTIS	5.500	4.002	-27%	-1.4
	FRUITLAND PARK	4.390	2.875	-35%	-0.2
	GROVELAND	5.650	3.412	-40%	-0.9
	HOWEY IN THE HILLS	5.445	4.194	-23%	-0.1
	LADY LAKE	2.200	1.639	-25%	-0.5
	LEESBURG	4.500	3.457	-23%	-1.4
	MASCOTTE	5.999	3.171	-47%	-0.5
	MINNEOLA	4.150	2.166	-48%	-1.0
	MONTVERDE	2.990	1.951	-35%	-0.1
	MOUNT DORA	5.975	4.732	-21%	-1.1
	TAVARES	5.420	3.403	-37%	-1.5
UMATILLA	6.240	4.258	-32%	-0.2	
LEE	CAPE CORAL	4.879	1.899	-61%	-64.6
	FORT MYERS	6.800	3.427	-50%	-20.0
	SANIBEL	2.500	1.163	-53%	-6.7
	TOWN OF FORT MYERS BEACH	0.610	0.518	-15%	-0.3
	CITY OF BONITA SPRINGS	0.792	0.697	-12%	-0.9
LEON	TALLAHASSEE	3.700	2.474	-33%	-12.4
LEVY	BRONSON	3.200	2.016	-37%	0.0
	CEDAR KEY	3.125	0.818	-74%	-0.6
	CHIEFLAND	4.939	3.621	-27%	-0.2
	INGLIS	4.500	2.250	-50%	-0.2
	OTTER CREEK	3.000	1.944	-35%	0.0
	WILLISTON	5.500	2.369	-57%	-0.4
	YANKEETOWN	1.500	0.682	-55%	-0.1
	FANNING SPRINGS	2.000	1.189	-41%	0.0
LIBERTY	BRISTOL	3.000	1.985	-34%	0.0
MADISON	GREENVILLE	9.210	9.638	5%	0.0
	LEE	6.670	5.300	-21%	0.0
	MADISON	7.000	5.720	-18%	-0.1
MANATEE	ANNA MARIE	2.000	0.909	-55%	-0.8
	BRADENTON	4.750	2.881	-39%	-6.1
	BRADENTON BEACH	2.488	0.998	-60%	-1.0
	HOLMES BEACH	1.800	0.996	-45%	-1.3
	PALMETTO	5.165	2.629	-49%	-2.2
MARION	BELLEVIEW	3.819	2.965	-22%	-0.2
	DUNNELLON	6.500	4.085	-37%	-0.4
	MCINTOSH	1.054	1.094	4%	0.0
	OCALA BASIC	5.676	4.303	-24%	-5.2
MARTIN	JUPITER ISLAND	2.249	1.811	-19%	-0.8
	OCEAN BREEZE PARK	3.482	2.495	-28%	0.0
	SEWALL'S POINT	2.400	1.202	-50%	-0.8
	STUART	5.100	2.279	-55%	-6.0
MIAMI-DADE	BAL HARBOR VILLAGE	2.902	1.853	-36%	-2.3
	BAY HAROUR ISLAND	4.750	2.263	-52%	-1.9
	BISCAYNE PARK	9.200	4.585	-50%	-0.9
	CORAL GABLES	6.150	3.391	-45%	-32.4
	EL PORTAL	8.700	3.488	-60%	-0.6
	FLORIDA CITY	8.900	3.960	-56%	-2.8
	GOLDEN BEACH	8.590	4.687	-45%	-2.4
	HIALEAH	6.800	4.719	-31%	-19.5
	HIALEAH GARDENS	6.120	3.725	-39%	-2.7
	HOMESTEAD OPERATING	6.250	3.497	-44%	-8.0
	INDIAN CREEK	8.250	5.313	-36%	-1.0
	ISLANDIA	8.193	8.279	1%	0.0
	MEDLEY	6.900	4.060	-41%	-4.5
	MIAMI	8.375	4.643	-45%	-123.3
	NORTH MIAMI	8.300	4.441	-46%	-10.6
	SOUTH MIAMI	5.881	4.020	-32%	-2.6
	WEST MIAMI	8.495	4.989	-41%	-1.3
	MIAMI BEACH	7.374	3.602	-51%	-84.3
	NORTH MIAMI BEACH	7.500	4.123	-45%	-7.9
MIAMI SPRINGS	7.500	5.056	-33%	-2.4	
MIAMI SHORES	8.250	4.904	-41%	-2.8	

**Property Tax Rate Reduction Proposal
Estimated Municipal Government Impacts**

County		Tax Rates (mills) (1)			Tax Amount (mil \$)
		Current	Proposed	% Diff	
MIAMI-DADE (CONTINUED)	NORTH BAY VILLAGE	4.978	2.533	-49%	-1.7
	OPA-LOCKA	9.800	6.173	-37%	-2.8
	SWEETWATER	3.949	2.227	-44%	-0.7
	SURFSIDE	5.600	2.734	-51%	-3.9
	VIRGINIA GARDENS	4.600	3.205	-30%	-0.3
	KEY BISCAYNE	3.450	2.154	-38%	-7.3
	AVENTURA OPERATING	2.227	1.519	-32%	-5.7
	PINECREST OPERATING	2.400	1.452	-40%	-3.3
	SUNNY ISLES OPERATING	2.950	1.280	-57%	-8.1
	TOWN OF MIAMI LAKES	2.740	2.078	-24%	-1.9
	VILLAGE OF PALMETTO BAY	2.374	1.915	-19%	-1.2
	CITY OF DORAL	2.447	1.861	-24%	-5.2
	CITY OF MIAMI GARDENS	5.149	2.903	-44%	-8.7
MONROE	KEY COLONY	1.237	1.177	-5%	-0.1
	KEY WEST	2.303	1.882	-18%	-2.8
	LAYTON	1.100	0.659	-40%	0.0
	CITY OF ISLAMORADA VILL OF IS.	1.950	1.239	-36%	-2.6
	MARATHON	1.790	1.263	-29%	-1.5
NASSAU	CALLAHAN	2.750	2.494	-9%	0.0
	FERNANDINA BEACH	4.148	4.044	-3%	-0.2
	HILLIARD	0.502	0.521	4%	0.0
OKALOOSA	CINCO BAYOU	2.300	1.590	-31%	0.0
	CRESTVIEW	6.499	4.470	-31%	-1.9
	DESTIN CITY	1.500	0.890	-41%	-3.8
	FORT WALTON BEACH	4.646	3.402	-27%	-1.7
	MARY ESTHER	3.400	2.116	-38%	-0.4
	NICEVILLE	3.500	2.062	-41%	-1.2
	SHALIMAR	2.200	2.115	-4%	0.0
VALPARAISO	3.120	2.208	-29%	-0.2	
OKEECHOBEE	OKEECHOBEE	7.190	4.733	-34%	-0.7
ORANGE	APOPKA	3.762	2.425	-36%	-3.1
	BAY LAKE	1.132	0.351	-69%	-3.4
	BELLE ISLE	3.666	2.022	-45%	-1.0
	LAKE BUENA VISTA	1.050	0.414	-61%	-1.1
	EATONVILLE	6.904	3.413	-51%	-0.8
	EDGEWOOD	4.700	3.065	-35%	-0.4
	OAKLAND	4.925	2.033	-59%	-0.7
	ORLANDO	5.692	4.507	-21%	-25.2
	MAITLAND	3.880	2.902	-25%	-2.2
	OCOE	4.630	3.549	-23%	-2.2
	WINDEMERE	3.950	1.774	-55%	-1.0
	WINTER GARDEN	4.304	2.715	-37%	-3.2
	WINTER PARK	4.758	2.436	-49%	-9.3
	OSCEOLA	KISSIMEE	5.545	2.927	-47%
ST. CLOUD		4.179	2.763	-34%	-2.1
PALM BEACH	ATLANTIS	6.000	5.480	-9%	-0.3
	BELLE GLADE	6.430	7.170	12%	0.2
	BOCA RATON	3.300	2.174	-34%	-22.5
	BOYNTON BEACH	7.100	4.809	-32%	-12.8
	BRINY BREEZES	2.750	0.585	-79%	-0.1
	DELRAY BEACH	6.860	3.973	-42%	-24.3
	GREENACRES	5.550	3.215	-42%	-4.6
	GULF STREAM	3.100	2.630	-15%	-0.3
	HAVERHILL	4.785	3.495	-27%	-0.1
	HIGHLAND BEACH	3.579	2.329	-35%	-2.9
	HYPOLUXO	2.450	1.683	-31%	-0.4
	JUNO BEACH	3.200	2.172	-32%	-1.3
	JUPITER	2.422	1.525	-37%	-7.9
	JUPITER INLET COLONY	4.068	3.228	-21%	-0.2
	LAKE CLARKE SHORES	5.316	3.861	-27%	-0.4
	LAKE PARK	8.000	4.663	-42%	-2.2
	LAKE WORTH	8.150	4.357	-47%	-7.7
	LANTANA	7.039	3.480	-51%	-3.7
MANALAPAN	3.042	2.200	-28%	-0.7	

**Property Tax Rate Reduction Proposal
Estimated Municipal Government Impacts**

CORRECTED
2/23/2007 8:45 AM

County		Tax Rates (mills) (f)			Tax Amount (mil \$)
		Current	Proposed	% Diff	
PALM BEACH (CONTINUED)	MANGONIA PARK	9.800	7.528	-23%	-0.4
	OCEAN RIDGE	4.750	2.410	-49%	-1.9
	PAHOKEE	7.020	6.675	-5%	0.0
	PALM BEACH	3.727	2.745	-26%	-11.8
	PALM BEACH GARDENS	5.495	3.089	-44%	-22.4
	PALM BEACH SHORES	6.250	2.988	-52%	-2.2
	RIVIERA BEACH	8.750	5.418	-38%	-12.6
	SOUTH BAY	9.289	7.174	-23%	-0.1
	TEQUESTA	6.498	4.347	-33%	-2.1
	SOUTH PALM BEACH	6.250	2.771	-56%	-1.5
	VILLAGE OF GOLF	7.100	3.955	-44%	-0.5
	NORTH PALM BEACH	6.300	3.471	-45%	-5.7
	PALM SPRINGS	4.771	3.111	-35%	-1.3
	ROYAL PALM BEACH	2.140	2.268	6%	0.3
	WEST PALM BEACH	7.850	4.831	-38%	-36.3
	WELLINGTON	2.700	1.388	-49%	-9.5
PASCO	DADE CITY	7.840	5.483	-30%	-0.7
	NEW PORT RICHEY	7.000	4.366	-38%	-1.0
	PORT RICHEY	4.700	3.472	-26%	-0.5
	SAN ANTONIO	2.416	1.545	-36%	-0.1
	ZEPHYRHILLS	6.420	4.869	-24%	-1.1
	ST. LEO	1.500	1.629	9%	0.0
PINELLAS	BELLEAIR	4.639	3.062	-34%	-1.3
	BELLEAIR BEACH	2.310	1.242	-46%	-0.6
	BELLEAIR BLUFFS	4.350	2.641	-39%	-0.4
	BELLEAIR SHORE	0.516	0.536	4%	0.0
	CLEARWATER	5.209	3.460	-34%	-18.6
	DUNEDIN	4.093	2.767	-32%	-3.1
	GULFPORT	3.870	2.331	-40%	-1.5
	INDIAN ROCKS BEACH	1.520	1.116	-27%	-0.5
	INDIAN SHORES	1.670	0.639	-62%	-1.1
	KENNETH CITY	3.754	2.610	-30%	-0.2
	LARGO	4.276	2.384	-44%	-8.3
	MADEIRA BEACH	1.900	0.973	-49%	-1.2
	OLDSMAR	4.600	3.024	-34%	-2.0
	PINELLAS PARK	4.979	3.776	-24%	-4.2
	REDINGTON BEACH	2.100	1.007	-52%	-0.5
	NORTH REDINGTON BEACH	0.825	0.495	-40%	-0.2
	REDINGTON SHORES	1.680	0.703	-58%	-0.6
	SAFETY HARBOR	2.739	2.337	-15%	-0.5
	SEMINOLE	2.750	2.187	-20%	-0.7
	SOUTH PASADENA	1.387	1.119	-19%	-0.2
	ST. PETERSBURG	6.600	4.674	-29%	-31.4
ST. PETERSBURG BEACH	2.600	1.469	-43%	-3.2	
TARPON SPRINGS	4.796	3.343	-30%	-2.6	
TREASURE ISLAND	2.627	1.110	-58%	-2.7	
POLK	AUBURNDALE	4.516	2.434	-46%	-1.7
	BARTOW	4.500	1.394	-69%	-2.0
	DAVENPORT	6.500	3.699	-43%	-0.3
	DUNDEE	7.000	6.056	-13%	-0.1
	EAGLE LAKE	8.500	4.376	-49%	-0.2
	FT MEADE	3.500	0.851	-76%	-0.3
	FROSTPROOF	8.500	6.444	-24%	-0.2
	HAINES CITY	6.890	4.614	-33%	-2.2
	HIGHLAND PARK	7.429	4.748	-36%	0.0
	HILLCREST HEIGHTS	0.357	0.371	4%	0.0
	LAKE ALFRED	7.058	5.989	-15%	-0.2
	LAKE HAMILTON	7.148	4.884	-32%	-0.2
	LAKELAND	3.545	2.250	-37%	-6.9
	LAKE WALES	8.440	5.936	-30%	-1.8
	MULBERRY	8.500	6.129	-28%	-0.4
	POLK CITY	6.743	4.534	-33%	-0.1
WINTER HAVEN	6.900	5.104	-26%	-3.2	
PUTNAM	CRESCENT CITY	8.800	7.475	-15%	-0.1
	INTERLACHEN	8.500	4.357	-49%	-0.3
	PALATKA	8.650	6.054	-30%	-1.1
	POMONA PARK	5.654	4.566	-19%	0.0
	WELAKA	6.300	3.216	-49%	-0.2

**Property Tax Rate Reduction Proposal
Estimated Municipal Government Impacts**

County		Tax Rates (mills) (1)			Tax Amount (mil \$)
		Current	Proposed	% Diff	
ST. JOHNS	HASTINGS	8.000	5.569	-30%	-0.1
	ST. AUGUSTINE	6.600	3.906	-41%	-4.4
	ST. AUGUSTINE BEACH	1.800	0.978	-46%	-1.0
ST. LUCIE	FT. PIERCE	5.982	4.303	-28%	-4.6
	PT. ST. LUCIE	3.440	1.658	-52%	-21.6
	ST. LUCIE VILLAGE	1.500	0.474	-68%	-0.1
SANTA ROSA	GULF BREEZE	1.628	1.410	-13%	-0.1
	JAY	2.000	1.518	-24%	0.0
	MILTON	2.750	2.394	-13%	-0.1
SARASOTA	NORTH PORT-GENERAL FUND	3.300	1.630	-51%	-8.2
	SARASOTA-GERNAL OPERATING FUN	2.902	0.772	-73%	-20.7
	VENICE-GENERAL OPERATING FUND	3.129	1.719	-45%	-5.9
	LONGBOAT-GENERAL OPER. FUND	1.418	1.248	-12%	-1.1
SEMINOLE	ALTAMONTE SPRINGS	2.650	2.101	-21%	-1.8
	CASSELBERRY	5.000	3.592	-28%	-2.0
	LAKE MARY	4.000	3.077	-23%	-1.8
	LONGWOOD	4.990	3.764	-25%	-1.3
	OVIDO	5.335	3.767	-29%	-3.4
	SANFORD	6.325	4.619	-27%	-5.0
	WINTER SPRINGS	4.292	2.615	-39%	-3.4
SUMTER	BUSHNELL	5.000	1.277	-74%	-0.4
	CENTER HILL	4.000	0.542	-86%	0.0
	WEBSTER	7.000	3.708	-47%	0.0
	WILDWOOD	4.790	2.695	-44%	-0.4
SUWANNEE	BRANFORD	4.250	3.176	-25%	0.0
	LIVE OAK	6.750	4.120	-39%	-0.4
TAYLOR	PERRY	4.668	4.216	-10%	-0.1
UNION	LAKE BUTLER	2.250	2.118	-6%	0.0
	WORTHINGTON SPRINGS	1.680	0.936	-44%	0.0
VOLUSIA	DAYTONA BEACH.	5.994	3.522	-41%	-13.6
	DAYTONA BEACH SHORES	3.837	1.739	-55%	-3.9
	SO. DAYTONA	4.800	3.141	-35%	-1.2
	DELAND	5.598	3.909	-30%	-2.9
	EDGEWATER	5.700	3.609	-37%	-2.3
	HOLLY HILL	4.080	2.945	-28%	-0.7
	LAKE HELEN	5.200	2.887	-44%	-0.3
	NEW SMYRNA BEACH	3.367	2.389	-29%	-3.7
	OAK HILL	5.063	2.293	-55%	-0.4
	ORANGE CITY	4.875	3.722	-24%	-0.7
	ORMOND BEACH	3.440	1.894	-45%	-5.5
	PONCE INLET	4.095	2.045	-50%	-2.4
	PORT ORANGE	4.660	3.004	-36%	-5.3
	PIERSON	3.067	3.184	4%	0.0
	DEBARY	3.000	1.754	-42%	-2.4
DELTONA	4.015	2.821	-30%	-3.9	
WAKULLA	ST. MARKS	4.250	2.305	-46%	-0.1
WALTON	DEFUNIAK SPRINGS	4.500	3.782	-16%	-0.1
	FREEPORT	3.930	1.407	-64%	-0.3
WASHINGTON	CHIPLEY	6.000	5.185	-14%	-0.1
	VERNON	2.514	2.094	-17%	0.0
STATEWIDE AGGREGATES		4.643	2.889	-38%	-1,478.8

(1) Levies for debt service are not included.