



**COMMITTEE ON
HOMELAND SECURITY &
PUBLIC SAFETY**

COMMITTEE MEETING

**WEDNESDAY, FEBRUARY 20, 2008
2:30 p.m. - 3:45 p.m.**

ROOM-REED HALL (102 HOB)

ACTION PACKET

Marco Rubio
Speaker

Sandra "Sandy" Adams
Chair

COMMITTEE MEETING REPORT
Committee on Homeland Security & Public Safety

2/20/2008 2:30:00PM

Location: Reed Hall (102 HOB)

Attendance:

	<i>Present</i>	<i>Absent</i>	<i>Excused</i>
Sandra Adams (Chair)	X		
Jennifer Carroll	X		
Luis Garcia	X		
Gayle Harrell	X		
Doug Holder	X		
Matt Hudson	X		
Evan Jenne	X		
Paige Kreegel	X		
Ari Porth			X
Michael Scionti			X
William Snyder	X		
Totals:	9	0	2

Committee meeting was reported out: Wednesday, February 20, 2008 4:29:57PM

COMMITTEE MEETING REPORT
Committee on Homeland Security & Public Safety

2/20/2008 2:30:00PM

Location: Reed Hall (102 HOB)

Other Business Appearance:

Division of Emergency Management on progress made on issues addressed in HB 7121 from 2006 legislative session

William Fugate - Proponent

Florida Division of Emergency Management

2555 Shumard Oak Blvd

Tallahassee Florida 32399-2100

Phone: 850-413-9969

Florida Department of Law Enforcement on data sharing projects & other technology issues

Mark Zadra (Lobbyist) (State Employee) (At Request Of Chair) - Information Only

FDLE

P.O. Box 1489

Tallahassee Florida 32302

Phone: 850-410-7001

Florida Department of Law Enforcement on data sharing projects & other technology issues

Charles Schaeffer (State Employee) (At Request Of Chair) - Information Only

FDLE

2331 Phillips Road

Tallahassee Florida 32308

Phone: 850-617-1229

Florida Department of Law Enforcement on data sharing projects & other technology issues (RAPID I.D.)

Steve Williams (State Employee) (At Request Of Chair) - Information Only

Florida Highway Patrol

2900 Apalachee Parkway

Tallahassee Florida 32399

Phone: 850-617-2391

Committee meeting was reported out: Wednesday, February 20, 2008 4:29:57PM

COMMITTEE MEETING REPORT
Committee on Homeland Security & Public Safety


2/20/2008 2:30:00PM

Location: Reed Hall (102 HOB)

Summary: No Bills Considered

Committee meeting was reported out: Wednesday, February 20, 2008 4:29:57PM

FALCON



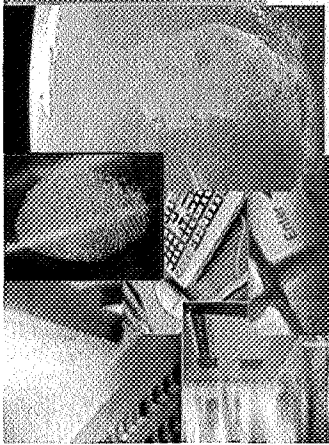
FDLE Technology Project Updates

Mark Zadra
Assistant Commissioner

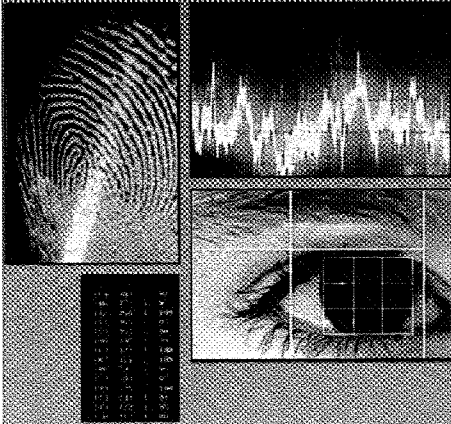
February 20, 2008



Successful Pursuits of Information




FDLE Criminal History Facts




- FDLE maintains the statewide fingerprint and criminal history record repository
- Has grown to the 4th largest criminal history file in US
 - 5.3 million subjects
 - 19.5 million arrest records
- 4th largest Automated Fingerprint Identification System database in the US
 - 90+ % electronic submission rate
- 2.3 M+ record checks for non-criminal justice customers annually

FALCON Features




Enables mobile positive identification of individuals



Ability to solve crime by searching palm prints




Equipment flexibility and cost savings for Agencies



Ability to solve crime by searching images




Comprehensive and more readable criminal history information



Automatic notification of arrest of an individual







Rapid Identification Pilot

- Jessica Lunsford Act compliance
- Jail Intake, Release and Movement
 - Pinellas County
- Mobile fingerprint capture & search
 - Florida Highway Patrol (FHP)
- Court Room
 - Collier County slated.
- Expanding to Regional Domestic Security Task Forces (RDSTFs) targeted agencies
 - March thru July



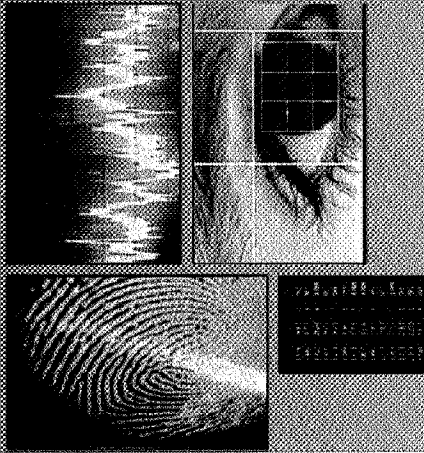


Build 2A



- **Foundation of FALCON**
- **Replacement and Improvement**
 - Retained Applicant Prints / Working Model
 - Rapid Identification (Rapid ID) Pilot
- **New Features**
 - DNA verification (Reduction in Courts and FDLE Processing)
 - Watchlist & Arrest Notifications to agency and individual investigator, analyst, probation officer, etc.

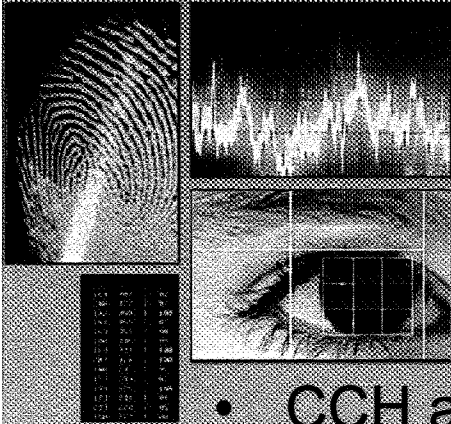
Biometric Workflow



- New fingerprint matching algorithms
- Store and process palm prints - supports Adam Walsh Child Protection Act
- Enables capture and storage of images (mugshots, scars, marks and tattoos)
- Enables non-proprietary livenesscan equipment
- Search without add capability




CCH Re-Platforming (Modernization)



- CCH application system software is nearly 40 years old
- Limited flexibility and options in legacy mainframe system which is a declining market translating to a higher cost
- Changes to application system software are difficult to implement and can introduce unwanted risk
- Database design changes require downtime and makes complying with legislative mandates difficult
- Costs for current system hardware and software maintenance and licensing are high
- Replatforming is a commonly accepted strategy for "modernizing" underlying technology
- Allows for improving CCH through smaller and more manageable development projects and reduces risks

Status of FALCON Efforts



- Build 2A
Contract Spring 07 - Completion Fall 08
- Biometric Workflow Replacement
Contract Winter 07 - Completion Winter 08
- Computerized Criminal History (CCH) System
Replatforming (TBD)

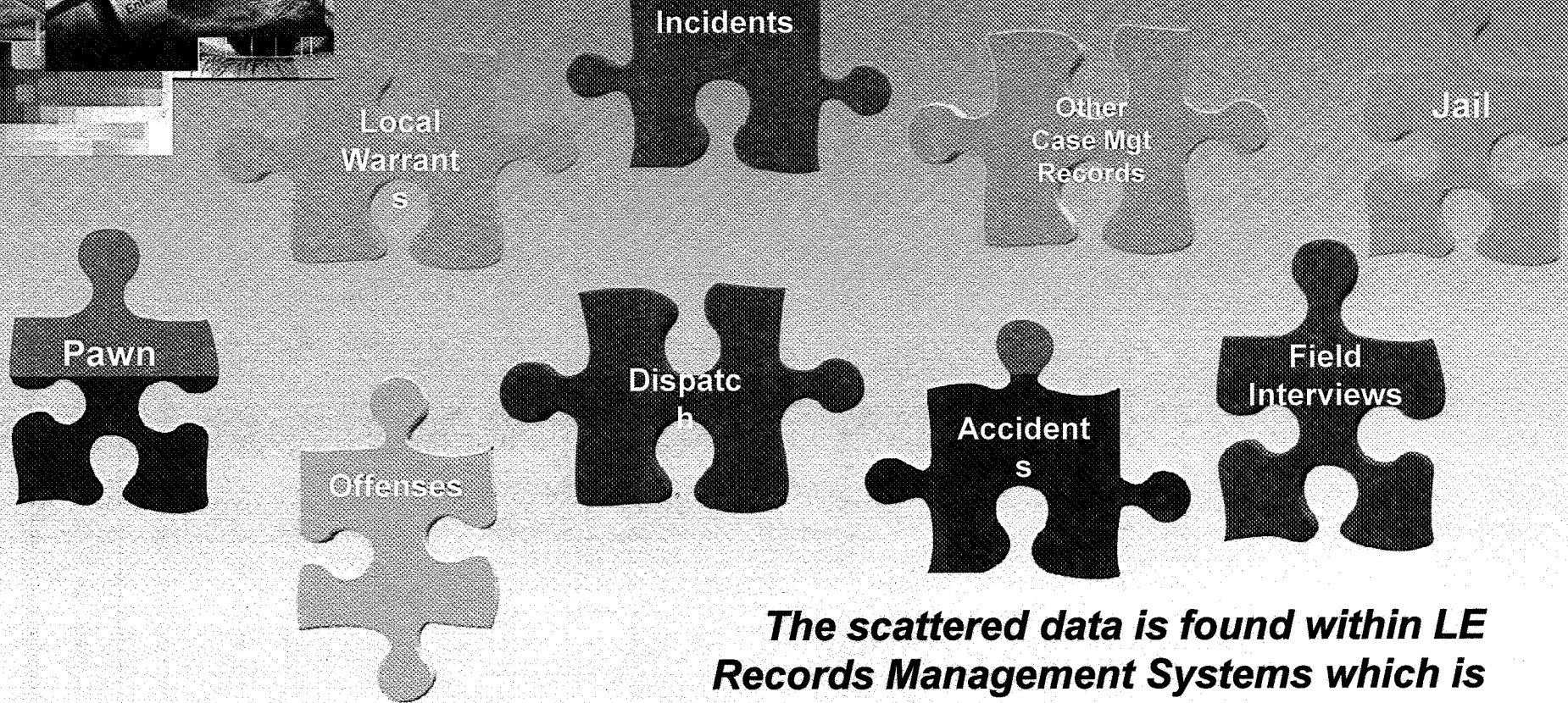


Statewide Law Enforcement Data Sharing

**Leveraging the Present
Flexible for the Future**



Scattered Data Pieces



**Statewide Connectivity
addresses these
scattered pieces of data**

***The scattered data is found within LE
Records Management Systems which is
accessible on an individual basis or by
members of a specific agency – not having a
way to share this data results in missing
data from a regional, statewide and
national perspective***

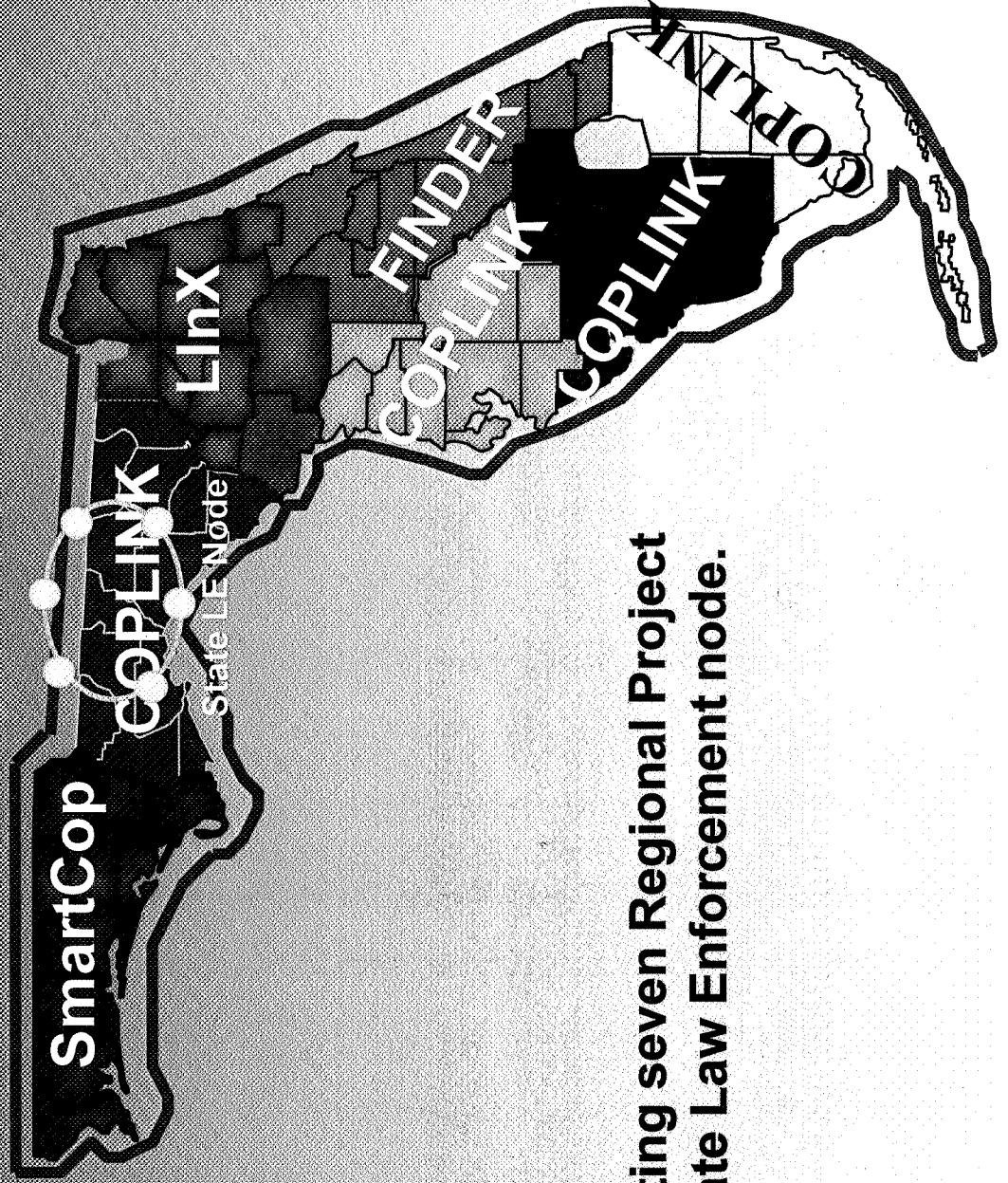
Assembling the Pieces



We must collect, access, and analyze the scattered pieces to assemble the big picture



Assembling the Framework



FLEX is integrating seven Regional Project nodes and a State Law Enforcement node.



Milestones Feb 07 To-Date

- Developed the FLEX Project Management Plan
- Hired additional project staff to include Technical Writer, Database Analyst, Meta Data Planners/ Administrators (Tallahassee, State Node, Ft. Myers and Miami)
- Signed Contract for Integrator for R-LEX Regions
- Finalized and delivered NIEM Compliant data hub to Integrator for implementation
- Regions completed Phase 1 data mapping
- Established a tiered approach for agency data implementation



Milestones Feb 07 To-Date

- Established schedule within the regions for Extraction Transfer and Load (ETL) work
- Developed API compliant with LEX Standard and submitted to DOJ/NDEX for review and acceptance
- Hardware and software for pipeline installed, configured and readied for testing
- 3 years of historical data has been loaded into the test environment for 1 system
- Initiated additional procurement requirements
- Budget requirements for maintenance and support presented and approved by the Domestic Security Oversight Council



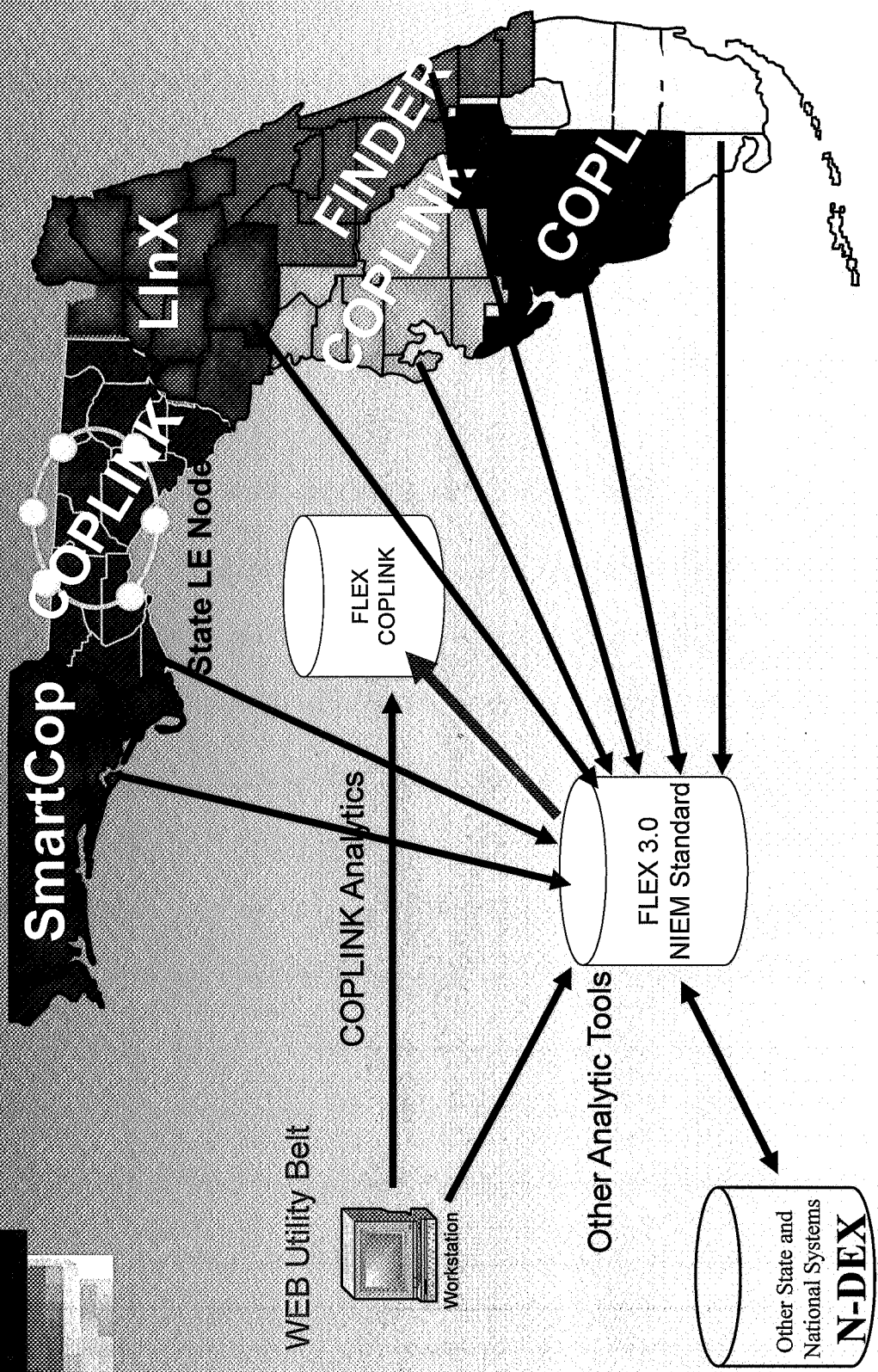


Next Milestones

- Complete configuration of failover site
- Accomplish meeting with Records Management System Vendors to encourage writing to the FLEX API
- Verify ETL process
- Complete additional requirements documentation for additional procurements
- Monitor progress of Keane's 4 ETL teams as they implement agencies according to schedule

Regional Project Status

	Total Agencies	Query and Sharing	Query Only	In Progress	Planned
Northwest	38	13	7	2	16
Jacksonville	45	21	8	6	10
Tampa	60	18	0	15	27
Orlando	80	36	39	0	5
Miami (R-LEX)	85	0	0	8	77
Ft. Myers (R-LEX)	30	0	0	10	20
Tallahassee (R-LEX)	35	0	0	4	31

FLEX Finished Framework



**DIVISION OF
EMERGENCY
MANAGEMENT**

FLORIDA HOUSE OF REPRESENTATIVES



Committee on Homeland Security & Public Safety

Update on House Bill 7121



**GET A
PLAN!**
floridadisaster.org


Updates include information on:

- Planning for Hurricane Evacuations
- Retrofitting of Public Hurricane Evacuation Shelters
- Equipping Special Needs Hurricane Shelters with Emergency Power Generators
- House Bill 7121 Funding Overview



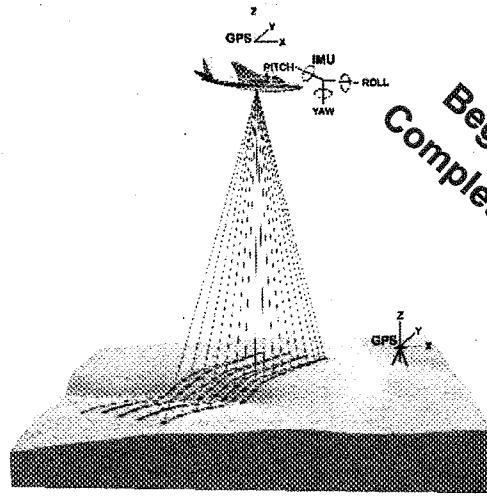
**GET A
PLAN!**
floridadisaster.org

Planning for Hurricane Evacuations



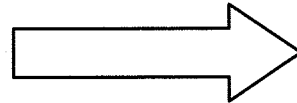
**GET A
PLAN!**
FLORIDADISASTER.ORG

Project Overview



Light Detection and Ranging
LiDAR

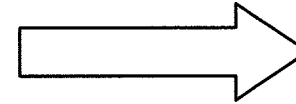
Begun FY 06-07
Complete FY 07-08



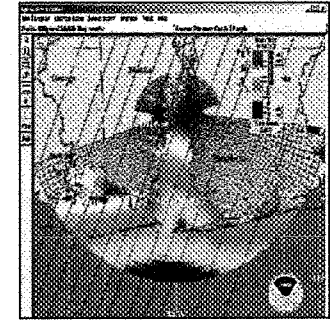
Begun FY 06-07
Complete FY 07-08



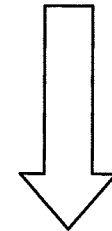
Data Processing
Development for SLOSH



FY 08-09

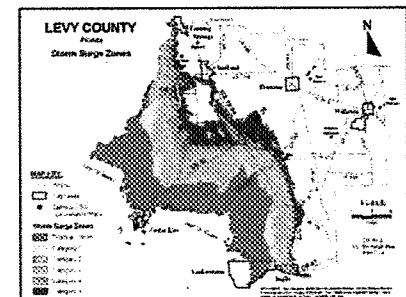


Sea, Lake, Overland Surge from Hurricanes
SLOSH Models




FY 08-09

Storm Surge Zones




Regional Evacuation
Studies



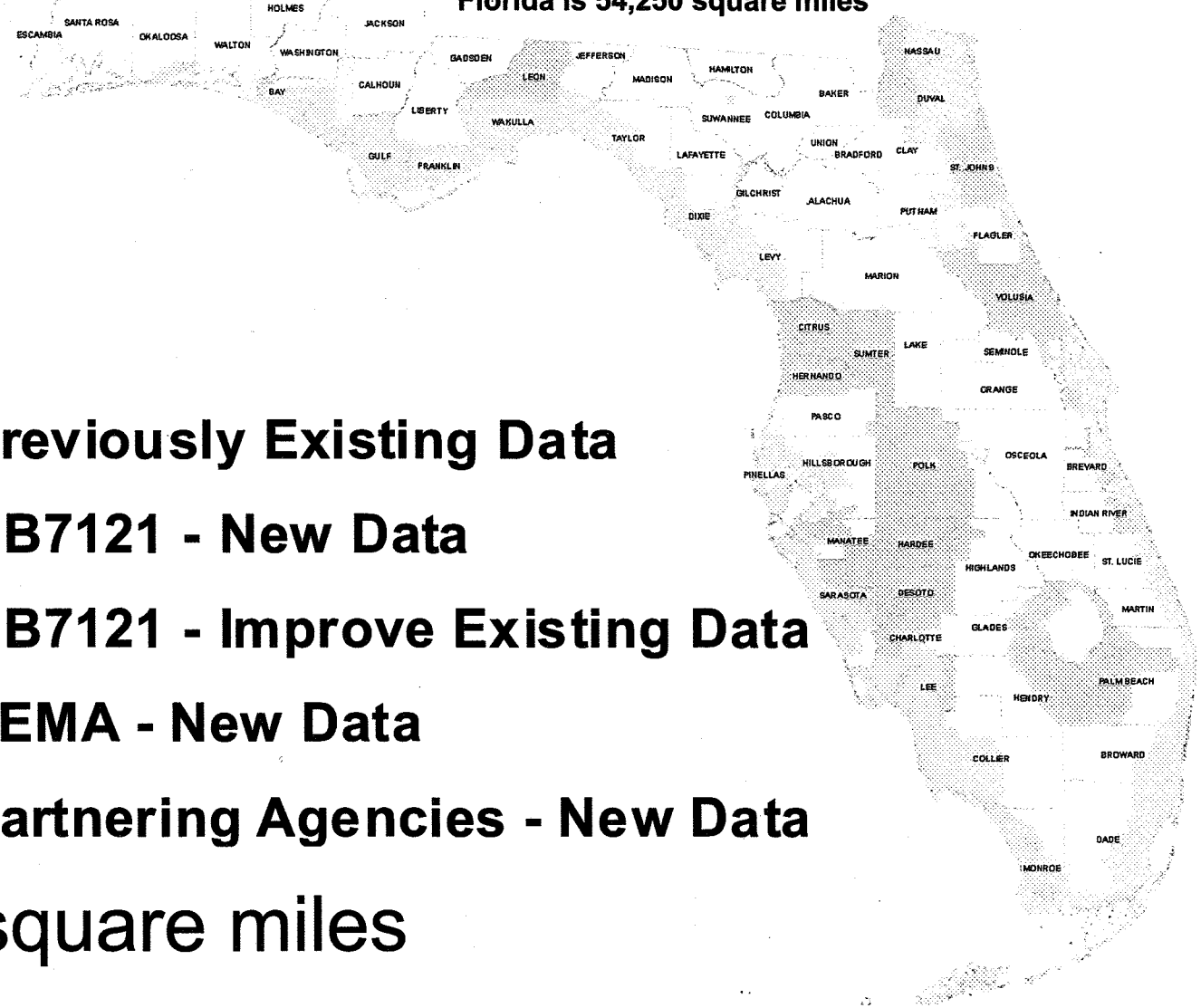
FY 08-09






Analyses
Vulnerability
Behavioral
Demographics
Transportation

Begun FY 06-07
Complete FY 08-09



Florida is 54,250 square miles

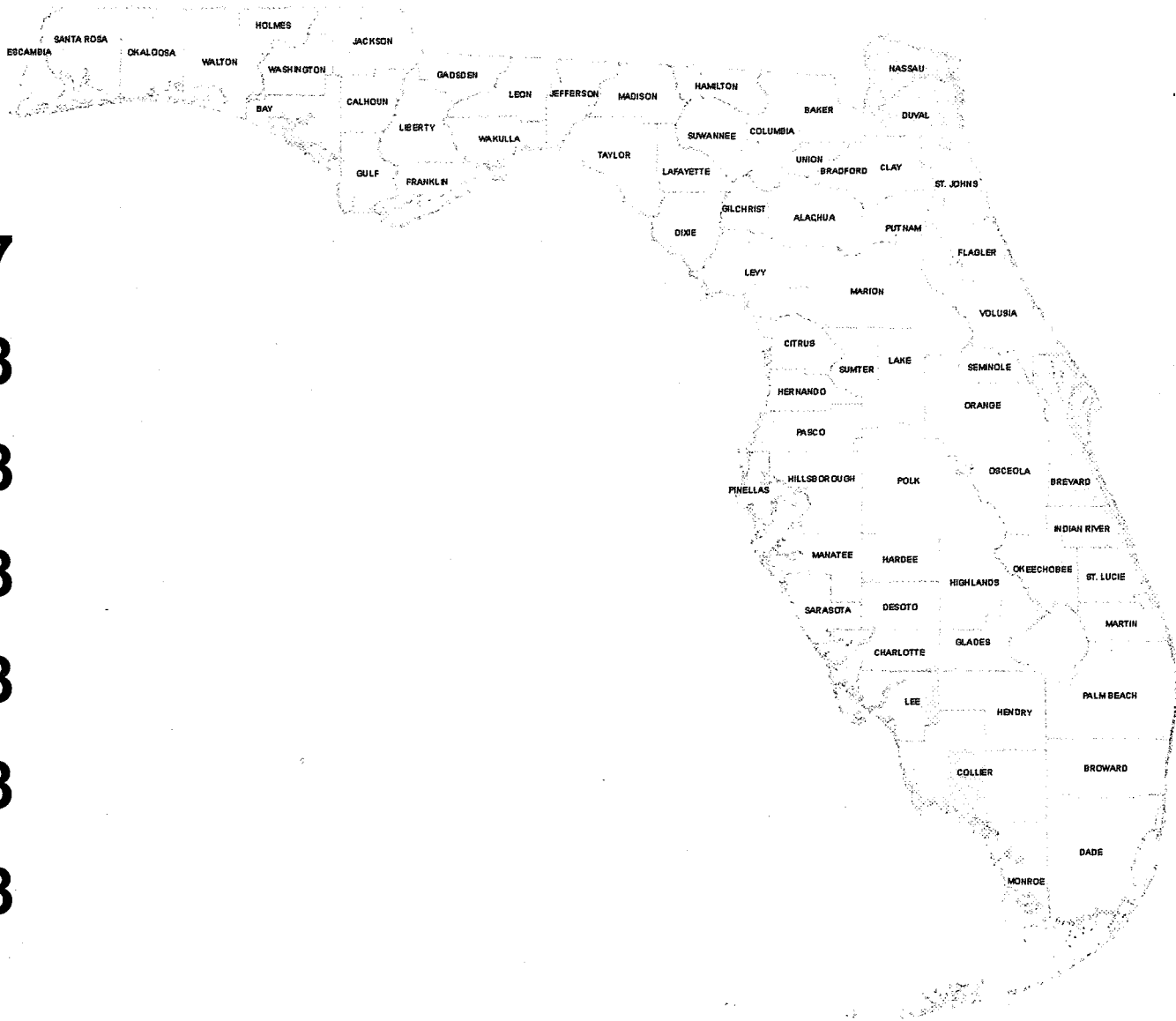


- 8,600  Previously Existing Data
 - 14,600  HB7121 - New Data
 - 1,300  HB7121 - Improve Existing Data
 - 2,200  FEMA - New Data
 - 1,400  Partnering Agencies - New Data
- 28,100 total square miles



Project Footprint

GET A PLAN!
floridadisaster.org




12/2007




01/2008



02/2008



03/2008



04/2008



05/2008



06/2008



Data Delivery

GET A PLAN!
FloridaDisaster.org


Basin	Collected	Processed
Pensacola Basin	100%	50%
Panama City Basin	100%	50%
Apalachicola Basin	100%	90%
Cedar Key Basin	100%	40%
Fort Myers & Tampa Bay Basins	100%	50%
Palm Beach, Florida Bay & Biscayne Bay Basins	55%	10%
Cape Canaveral Basin	100%	5%
Jacksonville Basin	100%	5%



LiDAR Data

**GET A
PLAN!**
FloridaDisaster.org

Public Shelter Retrofitting



**GET A
PLAN!**
FLORIDADISASTER.ORG

Public Shelter Retrofitting


- \$15 million Federal Hazard Mitigation Grant Program (HMGP) appropriated.
- \$10.5 million in applications received.

Project Status

- All community shelters that will be “new construction” must meet FEMA 361 (tornado criteria)
- **FEMA Approved/Obligated projects to-date**
 - Shelter’s Requiring the FEMA 361 Standard (7 Initial Applications) : 0 shelters obligated for \$0
 - **Phase 1 Engineering: 20 shelters approved/obligated**
 - **Phase 2 Construction: 20 shelters approved/obligated**



Fighting Hurricanes with Hurricane Blasters with Emergency Generators



**GET A
PLAN!**
FLORIDADISASTER.ORG

Special Needs Shelter Generator Initiative
 Status - Budgeted Amounts/Expenditures

As of 2/18/08

Priority	County and Site	BUDGETED						Generator Install Substantially Complete/Operational, date
		Eng/DMS Fees Appropriated	Future Eng/DMS Fees	Generator Sets	Construction	Estimated Total Project Cost	Funds Needed	
Priority	Special Needs Shelter Site							
DMS Managed Sites								
Group 1 (FY 06/07)								
1	Pinellas - Dunedin MS	\$121,044	\$0	\$459,999	\$1,217,857	\$1,798,900	\$0	Feb-08
2	Manatee - Manatee TI	\$121,044	\$0	\$270,284	\$498,187	\$889,515	\$0	Dec-07
3	Pasco - Wiregrass HS	\$121,044	\$0	\$846,706	\$3,424,801	\$4,392,551	\$0	Feb-08
4	Collier - Palmetto Ridge HS	\$121,044	\$0	\$542,940	\$2,030,202	\$2,694,186	\$0	Feb-08
5	Lee - East Lee Co. HS	\$121,044	\$0	\$463,910	\$2,004,884	\$2,589,838	\$0	Jan-08
6	Broward - Sunset Learning Ctr	\$121,044	\$0	\$275,146	\$758,296	\$1,154,486	\$0	Jan-08
7	Monroe - FIU	\$121,044	\$0	\$221,661	\$1,080,912	\$1,423,617	\$0	Feb-08
8	Brevard - Ralph Williams ES	\$121,044	\$0	\$329,753	\$855,163	\$1,305,960	\$0	Jan-08
9	Duval - Enterprise Learning Acad	\$121,044	\$0	\$154,026	\$750,872	\$1,025,942	\$0	Jan-08
10	Flagler - Rymfire ES	\$121,044	\$0	\$2,400	\$68,839	\$192,283	\$0	Existing
11	Indian River - Treasure Coast ES	\$121,044	\$0	\$313,215	\$1,167,233	\$1,601,492	\$0	Feb-08
12	Levy - Bronson ES	\$121,044	\$0	\$166,322	\$1,421,875	\$1,709,241	\$0	Jan-08
13	Leon - FSU HS	\$121,044	\$0	\$569,656	\$1,628,300	\$2,319,000	\$0	Jan-08
14	Jackson - Marianna HS	\$121,044	\$0	\$2,400	\$73,707	\$197,151	\$0	Existing
15	Polk - McKeel Academy	\$121,044	\$0	\$97,840	\$626,386	\$845,270	\$0	Dec-07
16	Broward - McNichols MS	\$121,044	\$0	\$308,950	\$1,235,874	\$1,665,868	\$0	Feb-08
17	Volusia - Atlantic HS	\$121,044	\$0	\$288,912	\$1,285,979	\$1,695,935	\$0	Jul-08
18	Okaloosa - Davidson MS	\$121,044	\$0	\$232,010	\$957,239	\$1,310,293	\$0	Jul-08
19	Bay - Bozeman Learning Ctr	\$121,044	\$0	\$232,683	\$934,196	\$1,287,923	\$0	Jul-08
20	Miami-Dade - North Miami Bch SR	\$80,696	\$40,348	\$573,244	\$3,314,800	\$4,009,088	\$0	Dec-08
21	Brevard - Quest ES	\$121,044	\$0	\$430,478	\$1,503,421	\$2,054,943	\$0	Jul-08
22	Alachua - Buchholz HS	\$121,044	\$0	\$232,683	\$1,242,934	\$1,596,661	\$0	Jul-08
	Total Group 1	\$2,622,620	\$40,348	\$7,015,218	\$28,081,957	\$37,760,143	\$0	
Group 2a (FY 08/09)								
								Installations Contingent Upon Legislative Appropriation
23	Martin - David L. Anderson MS	\$121,044	\$0	\$413,002	\$2,038,000	\$2,572,046	\$734,324	Mar-09
24	Santa Rosa - Sims MS	\$121,044	\$0	\$232,961	\$1,344,684	\$1,698,689	\$72,848	Mar-09
25	Bay - Haney Vo-Tech	\$80,696	\$40,348	\$751,431	\$3,852,640	\$4,725,115	\$1,393,240	Mar-09
26	Gilchrist - Bell HS	\$80,696	\$40,348	\$577,456	\$3,284,800	\$3,983,300	\$3,325,148	Mar-09
27	Pasco - Wesley Chapel HS	\$80,696	\$40,348	\$787,730	\$4,258,240	\$5,167,014	\$4,298,588	Mar-09
28	Hernando - Challenger K-8	\$121,044	\$40,348	\$565,848	\$4,888,586	\$5,615,826	\$4,928,934	Mar-09
29	Pinellas - Oak Grove MS	\$80,696	\$40,348	\$787,781	\$4,258,240	\$5,167,065	\$4,298,588	Mar-09
30	Nassau - Hilliard MS	\$121,044	\$0	\$289,225	\$877,852	\$1,288,121	\$474,253	Mar-09
31	Escambia - West Florida HS	\$80,696	\$40,348	\$571,974	\$1,806,447	\$2,499,465	\$1,209,683	Mar-09
32	Miami-Dade - Jackson Sr HS	\$80,696	\$40,348	\$282,535	\$1,286,800	\$1,690,379	\$1,327,148	Mar-09
	Total Group 2a	\$968,352	\$282,436	\$5,259,943	\$27,896,289	\$34,407,020	\$22,062,754	

Priority	County and Site	BUDGETED						Generator Install Substantially Complete/ Operational, date
Priority	Special Needs Shelter Site	Eng/DMS Fees Appropriated	Future Eng/DMS Fees	Generator Sets	Construction	Estimated Total Project Cost	Funds Needed	
DMS Managed Sites								
								Installations Contingent Upon Legislative Appropriation
Group 2b (FY 09/10)								
33	Citrus - Citrus HS	\$121,044	\$40,348	\$284,973	\$2,299,867	\$2,746,232	\$2,340,215	Mar-10
34	Osceola - Central Ave ES	\$121,044	\$40,348	\$285,002	\$960,634	\$1,407,028	\$1,000,982	Mar-10
35	Lake - Villages ES	\$80,696	\$40,348	\$319,410	\$1,672,400	\$2,112,854	\$1,712,748	Mar-10
36	Polk - Ridge Comm HS	\$80,696	\$40,348	\$319,931	\$1,642,400	\$2,083,375	\$1,682,748	Mar-10
37	Bradford - Starke ES	\$80,696	\$40,348	\$177,830	\$851,200	\$1,150,074	\$891,548	Mar-10
38	Suwannee - Suwannee IS	\$80,696	\$40,348	\$164,652	\$688,960	\$974,656	\$729,308	Mar-10
39	DeSoto - So Fl Comm College	\$80,696	\$40,348	\$286,265	\$1,337,920	\$1,745,229	\$1,378,268	Mar-10
40	Seminole - Highlands ES	\$80,696	\$40,348	\$323,530	\$1,662,400	\$2,106,974	\$1,702,748	Mar-10
41	Hardee - So Fl Comm College	\$80,696	\$40,348	\$282,535	\$1,256,800	\$1,660,379	\$1,297,148	Mar-10
42	Lake - Leesburg ES	\$80,696	\$40,348	\$177,622	\$861,200	\$1,159,866	\$901,548	Mar-10
43	Dixie - Old Town ES	\$80,696	\$40,348	\$281,063	\$1,256,800	\$1,658,907	\$1,297,148	Mar-10
44	Madison - Madison Central Sch	\$80,696	\$40,348	\$164,652	\$688,960	\$974,656	\$729,308	Mar-10
45	Miami-Dade - S/S SS-1MS	\$80,696	\$40,348	\$319,410	\$1,692,400	\$2,132,854	\$1,732,748	Mar-10
46	Duval - Oceanway MS	\$80,696	\$40,348	\$319,931	\$1,662,400	\$2,103,375	\$1,702,748	Mar-10
47	St. Lucie - Dan McCarty MS	\$80,696	\$40,348	\$423,736	\$1,824,640	\$2,369,420	\$1,864,988	Mar-10
48	Duval - Twin Lakes Academy	\$80,696	\$40,348	\$273,047	\$1,014,000	\$1,408,091	\$1,054,348	Mar-10
	Total Group 2b	\$1,371,832	\$645,568	\$4,403,589	\$21,372,981	\$27,793,970	\$22,018,549	
	Generator for local install (Wash)			\$142,062		\$142,062	\$0	
	Other sites beyond 49	\$484,178				\$484,178	\$0	
	Total DMS Managed Projects	\$5,446,982	\$968,352	\$16,820,812	\$77,351,227	\$100,587,372	\$44,081,303	
Locally Managed Contracts								
								Generator Install Substantially Complete/ Operational, date
1	Orange (3 sites)					\$1,500,000	\$0	Jul-08
2	Sarasota (2 sites)					\$1,685,173	\$0	May-07
3	Washington					\$95,977	\$0	Jul-08
4	St. Johns					\$552,485	\$0	Aug-07
5	Hillsborough					\$200,000	\$0	Jul-08
	Total Locally Managed					\$4,033,635	\$0	
	GRAND TOTAL					\$104,621,007	\$44,081,303	

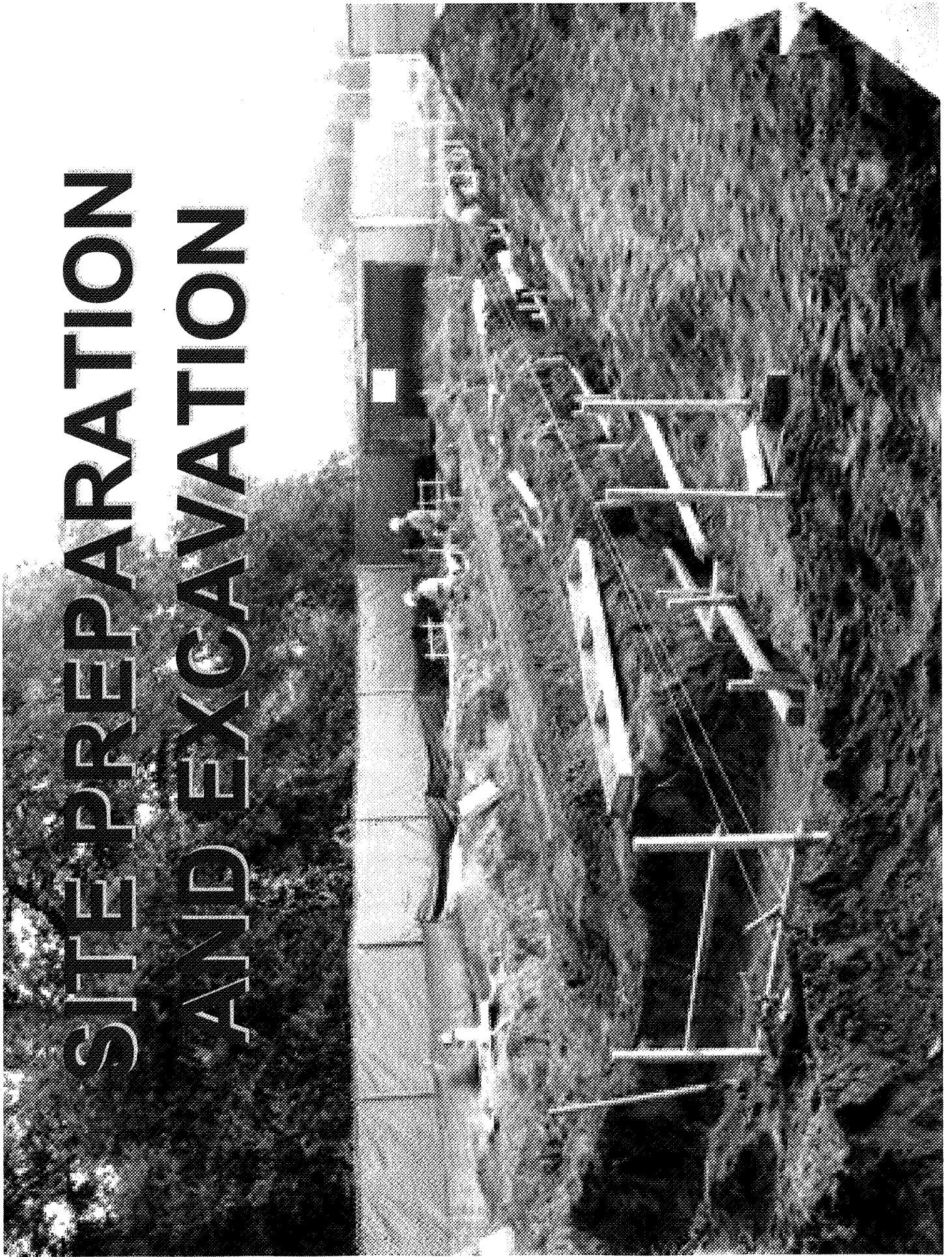
Costs covered by existing HB 7121 and added \$7.9M federal funds
Sites with Tier 1 Generators, Font is in "red"

SPECIAL NEEDS SHELTER GENERATOR

INSITUATION PHYSIANS OF




SITE PREPARATION AND EXCAVATION



CONCRETE PAD




ALL CONDUIT AND ELECTRICAL!




12/05/2007

GENERATOR IN TRAINS




12/05/2007

CRAWLER LIFTING FUEL TANK




12/05/2007

GENERATOR



2008-507-21
12/05/2007

AUTOMATIC TRANSFER SWITCH




12/07/2007

FUEL TANK




COMPLETED INSTALLATION

12/05/2007



House Bill 7121 Funding Overview



**GET A
PLAN!**
FLORIDADISASTER.ORG

Status of HB 7121 Funding for Emergency Management and Preparedness

Source of Funds	Program/Fund	Appropriation	Total Current Expenditures Including Payments in Process	Encumbered	Balance	
SpNS Generators						
STATE	General Revenue	\$ 13,200,000	\$ 7,580,850.00	\$ 5,619,150.00	\$ -	
FEDERAL	USC Trust Fund	\$ 39,600,000	\$ 25,224,728.00	\$ 13,437,207.00	\$ 938,065.00	*
	Total	\$ 52,800,000	\$ 32,805,578.00	\$ 19,056,357.00	\$ 938,065.00	
Retrofit Public Shelters						
FEDERAL	USC Trust Fund	\$ 15,000,000	\$ -	\$ 1,526,428.00	\$ 13,473,572.00	
EOC Construction/Hardening						
STATE	General Revenue	\$ 20,000,000	\$ 272,593.00	\$ 19,727,407.00	\$ -	
FEDERAL	USC Trust Fund	\$ 25,000,000	\$ -	\$ 4,101,458.00	\$ 20,898,542.00	**
	Total	\$ 45,000,000	\$ 272,593.00	\$ 23,828,865.00	\$ 20,898,542.00	
State Logistics Response Center						
STATE	General Revenue	\$ 2,100,000	\$ 2,067,105.82	\$ -	\$ 32,894.18	***
STATE	EMPA Trust Fund	\$ 4,400,000	\$ 4,264,442.70	\$ -	\$ 135,557.30	
	Total	\$ 6,500,000	\$ 6,331,548.52	\$ -	\$ 168,451.48	Start-up Completed
Evacuation Planning/Mapping						
FEDERAL	USC Trust Fund	\$ 29,000,000	\$ 11,616,909.00	\$ 14,206,379.00	\$ 3,176,712.00	
Public Awareness Campaign						
FEDERAL	USC Trust Fund	\$ 3,400,000	\$ 3,400,000.00	\$ -	\$ -	Completed
Disaster Supplier Program						
STATE	General Revenue	\$ 76,150	\$ 54,065.00	\$ -	\$ 22,085.00	Completed
	Totals	\$ 151,776,150	\$ 54,480,693.52	\$ 58,618,029.00	\$ 38,677,427.48	
		<u>100%</u>	<u>36%</u>	<u>39%</u>	<u>25%</u>	
STATE		\$ 39,776,150	\$ 14,239,056.52	\$ 25,346,557.00	\$ 190,536.48	
FEDERAL		\$ 112,000,000	\$ 40,241,637.00	\$ 33,271,472.00	\$ 38,486,891.00	
TOTAL		\$ 151,776,150	\$ 54,480,693.52	\$ 58,618,029.00	\$ 38,677,427.48	

*Includes contingency reserve of \$738,065 for locally managed contracts

**Contracts in process

***First year start-up completed. Continuation of operational budget of \$2.1 million provided in FY 07-08