



**Joint Meeting
Schools & Learning Council and the
Committees on:
21st Century Competitiveness
Education Innovation & Career Preparation
K-12
Postsecondary Education**

ACTION PACKET

**January 8, 2008
212 Knott
9:15 am – 12:00 pm**

**Marco Rubio
Speaker**

**Joe H. Pickens
Council Chair**

COMMITTEE MEETING REPORT

Committee on K-12

1/8/2008 9:15:00AM

Location: 212 Knott Building

Attendance:

	<i>Present</i>	<i>Absent</i>	<i>Excused</i>
Anitere Flores (Chair)	X		
Gary Aubuchon	X		
Dorothy Bendross-Mindingall	X		
Stan Jordan	X		
Kurt Kelly	X		
Will Kendrick	X		
John Legg	X		
Curtis Richardson	X		
Garrett Richter	X		
Shelley Vana	X		
Totals:	10	0	0

Committee meeting was reported out: Tuesday, January 08, 2008 1:59:24PM

COMMITTEE MEETING REPORT

Committee on K-12

1/8/2008 9:15:00AM

Location: 212 Knott Building

Other Business Appearance:

Margaret Spellings, U.S. Secretary - Information Only
U.S. Department of Education
400 Maryland Ave. SW
Washington DC 20202
Phone: 202-615-2732

Eric Smith, Commissioner (State Employee) - Information Only
Florida Department of Education
325 W. Gaines St. Ste 1514
Tallahassee FL 32399
Phone: 850-245-0507

Class Size

Linda Champion, Deputy Commissioner, Finance and Operations (Lobbyist) (State Employee) - Information Only
Florida Department of Education
325 W. Gaines St.
Tallahassee FL 32399
Phone: 850-245-0406

Class Size

Andy Ford, President (Lobbyist) - Information Only
Florida Education Association
213 South Adams St.
Tallahassee FL 32301
Phone: 850-222-4767

Class Size

Wayne Blanton, Executive Director (Lobbyist) - Information Only
Florida School Boards Association
203 S. Monroe St.
Tallahassee FL 32301
Phone: 850-414-2578

Class Size

Bill Montford, CEO (Lobbyist) - Information Only
Florida Association of District School Superintendents
208 S. Monroe St.
Tallahassee FL 32301
Phone: 850-488-5099

Class Size

Jane Fletcher, Staff Director (State Employee) - Information Only
OPPAGA
111 W. Madison St.
Tallahassee FL 32399
Phone: 850-487-9255

Committee meeting was reported out: Tuesday, January 08, 2008 1:59:24PM

COMMITTEE MEETING REPORT

Committee on K-12

1/8/2008 9:15:00AM

Location: 212 Knott Building

Summary: No Bills Considered

Committee meeting was reported out: Tuesday, January 08, 2008 1:59:24PM



**House of Representatives
Schools & Learning Council
Update on the Class Size
Amendment**

Linda Champion

**Deputy Commissioner, Finance and
Operations**

January 8, 2008

The Constitutional Amendment

Limits Class Sizes

November 2002 establishing, by the beginning of the 2010-2011 school year, the maximum number of students in core-curricula courses assigned to a teacher in each of the following three grade groups:

- ❖ 18 students in Prekindergarten through Grade 3.
- ❖ 22 students in Grades 4 through 8
- ❖ 25 students in Grades 9 through 12

Section 1003.03(2), Florida Statutes,

Implements the Constitutional Amendment by

Establishing measures for Compliance.

- ❖ Establishes a baseline based on data from the February 2003 student membership survey.
- ❖ Establishes a method of measuring compliance and schedule for implementation.
- ❖ Establishes requirements of those districts found to be non-compliant.

Section 1003.03(2), Florida Statutes,

**Schedule for Implementation of Compliance with
the Constitutional Amendment**

**Level at Which Compliance Will Be Measured
For All Grade Groups by Year**

School Year	Compliance Measured at
2003-04 to 2005-06	District-Level
2006-07 & 2007-08	School-Level
2008-09 & After	Classroom-Level

IMPLEMENTATION OPTIONS

- Dual enrollment
- Florida Virtual School
- Repeal policies requiring more than 24 credits for graduation
- Adopt policies to allow graduation after passing the grade 10 FCAT and completing the necessary courses
- Maximize use of instructional staff
- Reduce the cost of school construction

IMPLEMENTATION OPTIONS

- Joint-use facilities
- Alternative methods of class scheduling
- Redraw school attendance zones
- Operate schools beyond the normal operating hours
- Use year-round schools and other nontraditional calendars
- Review and consider amending any collective bargaining contracts
- Any other approach not prohibited by law



ACCOUNTABILITY – CLASS SIZE

- Beginning in the 2006-2007 school year, the department shall annually determine which districts do not meet the requirements.
- DOE shall develop a constitutional compliance plan for each such district which includes:
 - Redrawing school attendance zones.
- Each district school board shall implement the constitutional compliance plan developed by the state board until the district complies with the constitutional class size maximums.



Constitutional Compliance Plan Required for the 2006-07 School Year

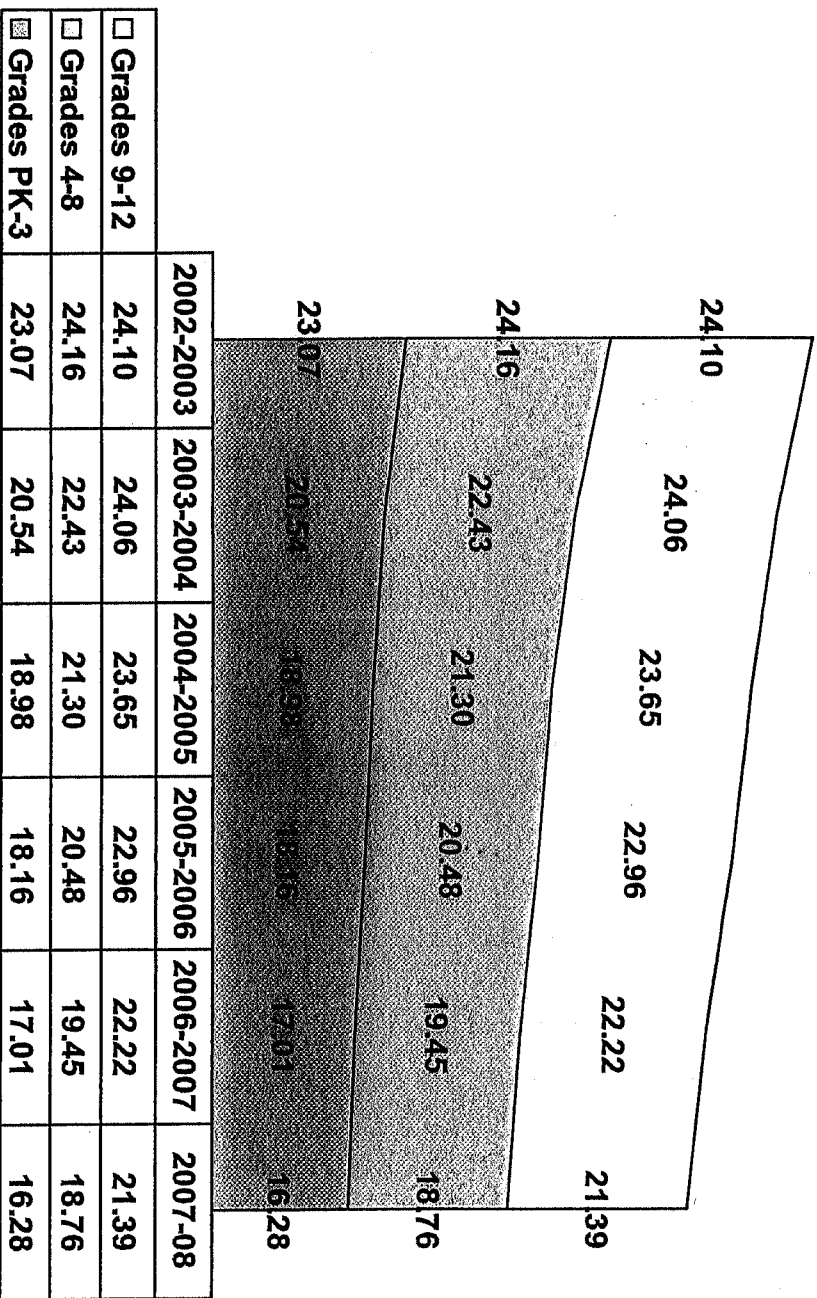
- Thirteen districts with 40 traditional public schools and 17 charter schools that failed to come into compliance in the February 2007 student membership survey



2006-07 Constitutional Compliance Plan Strategies

- Redrawing school attendance zones
- Adding permanent facilities
- Adding portables
- Hiring of additional instructional personnel
- Other

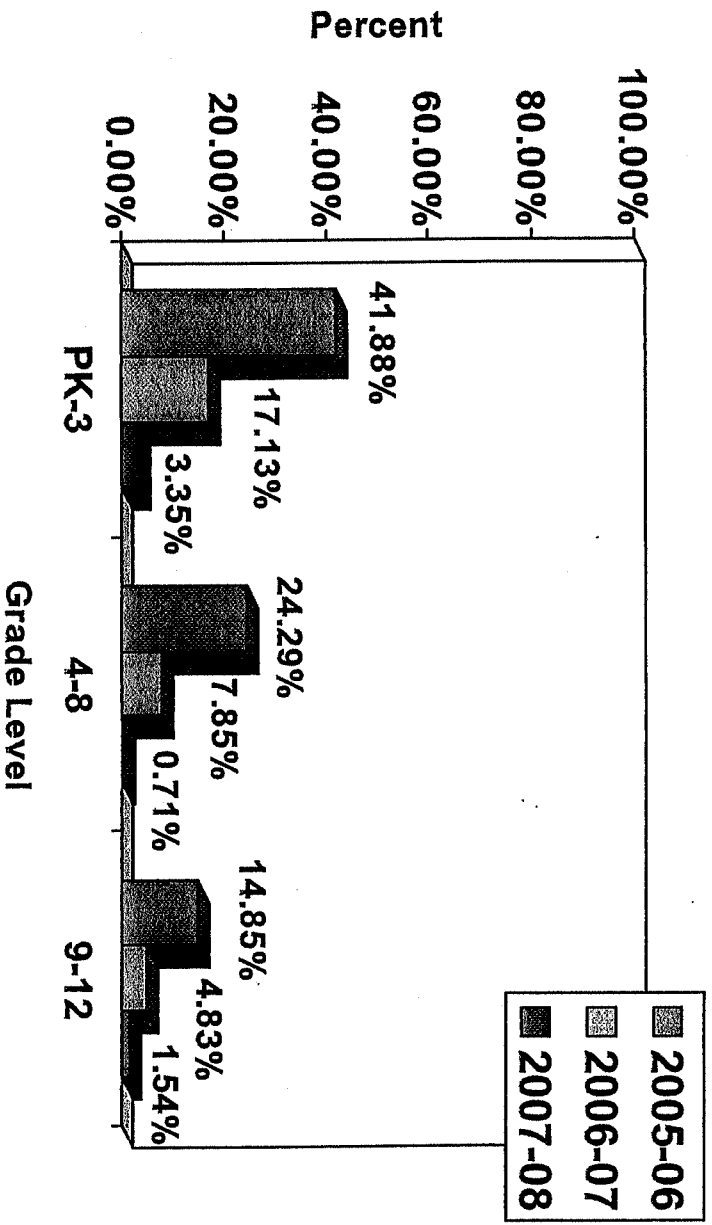
Trends in Class Size Reduction 2002-2003 to 2007-2008



	2002-2003	2003-2004	2004-2005	2005-2006	2006-2007	2007-08
<input type="checkbox"/> Grades 9-12	24.10	24.06	23.65	22.96	22.22	21.39
<input type="checkbox"/> Grades 4-8	24.16	22.43	21.30	20.48	19.45	18.76
<input checked="" type="checkbox"/> Grades PK-3	23.07	20.54	18.98	18.16	17.01	16.28

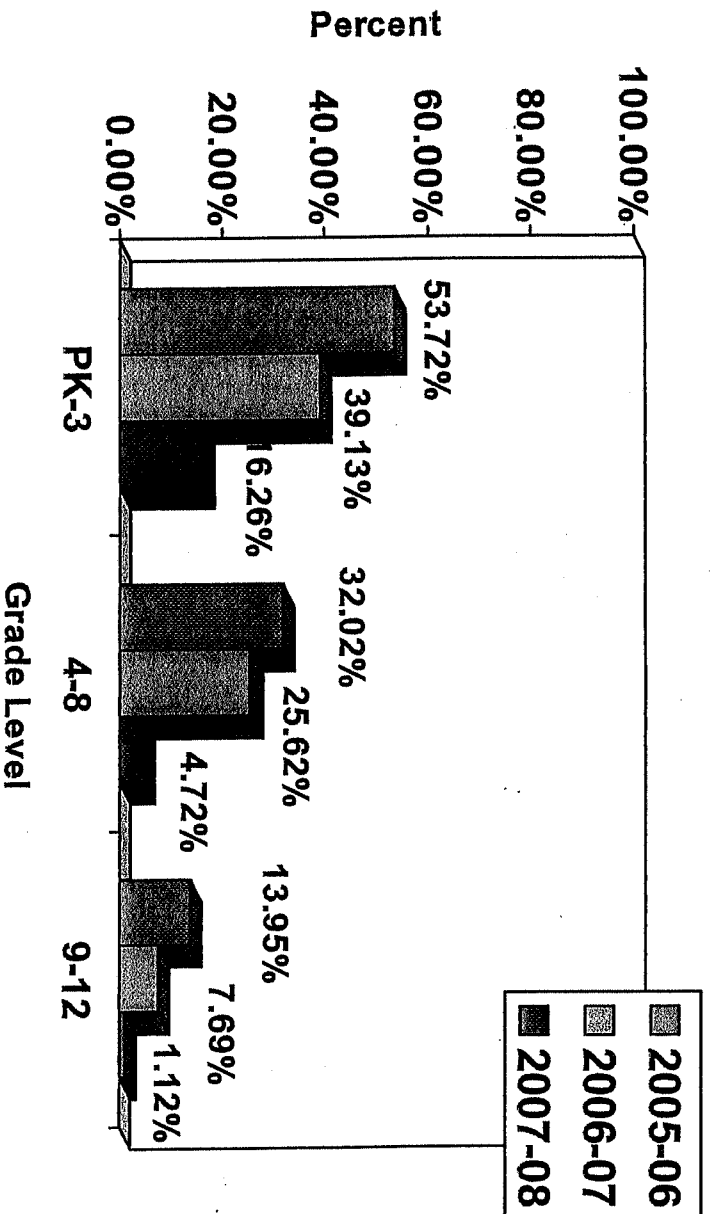
Percent of Schools Over Class Size Cap

Traditional Schools



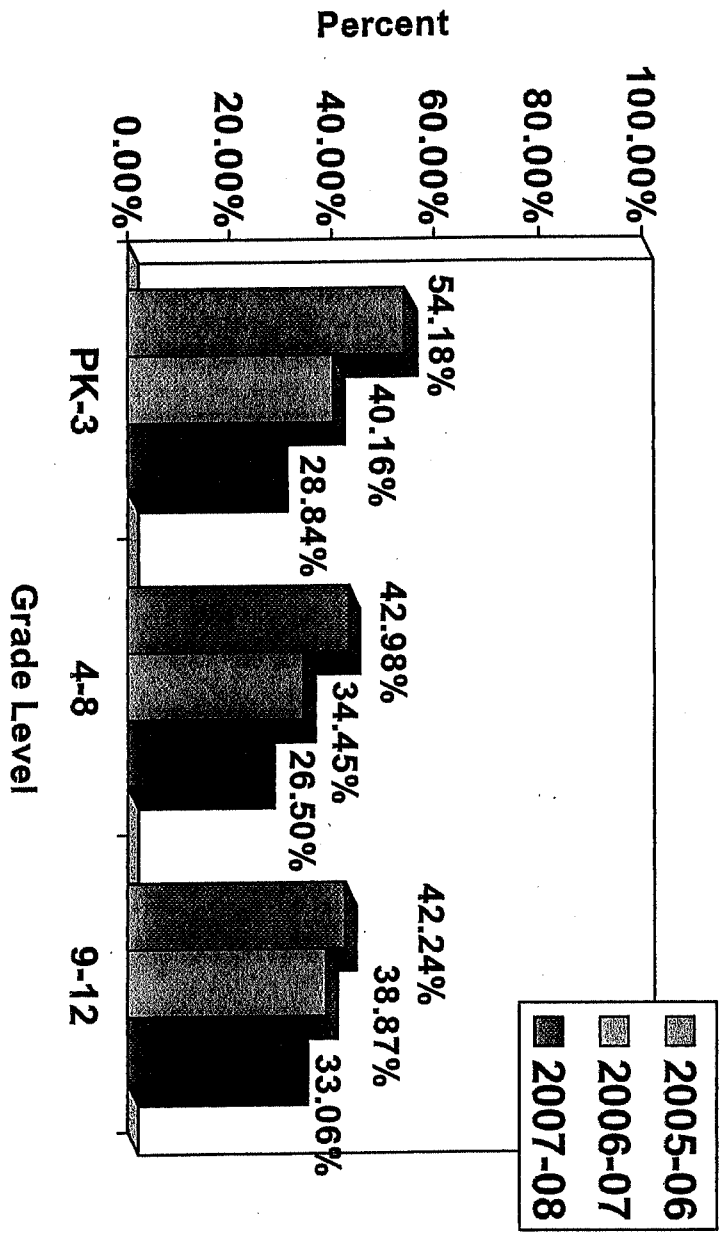
Percent of Schools Over Class Size Cap

Charter Schools



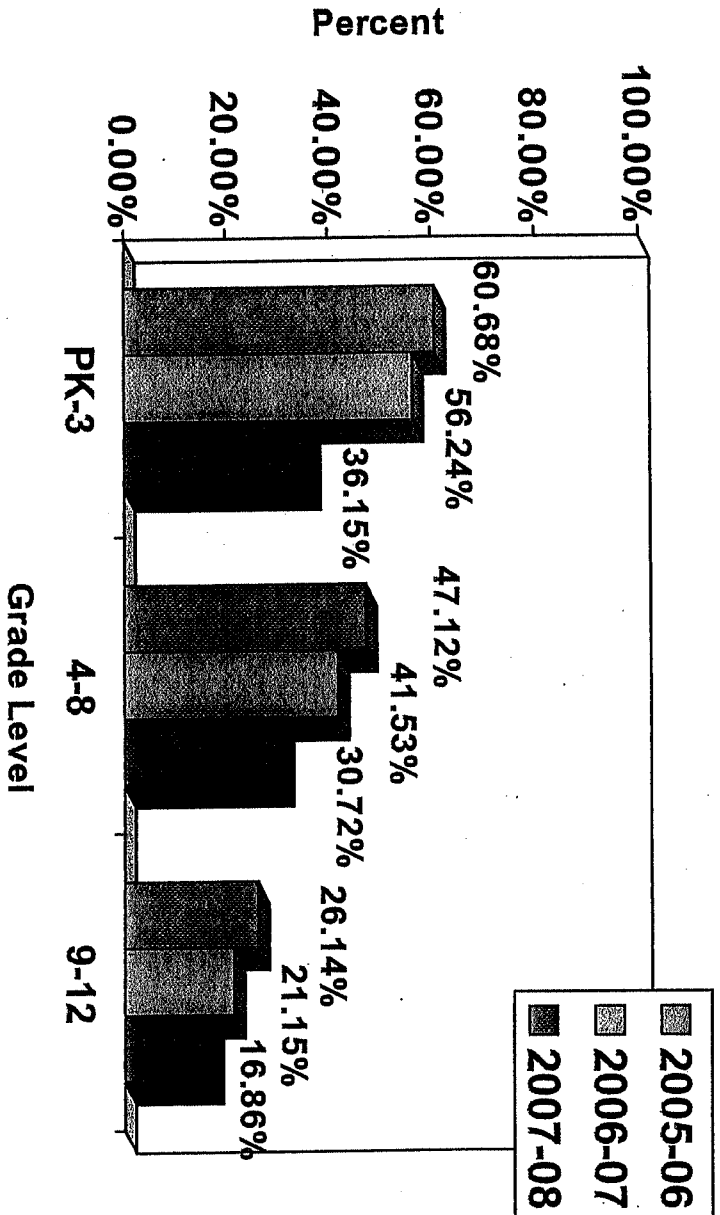
Percent of Classrooms Over Class Size Cap

Traditional Schools

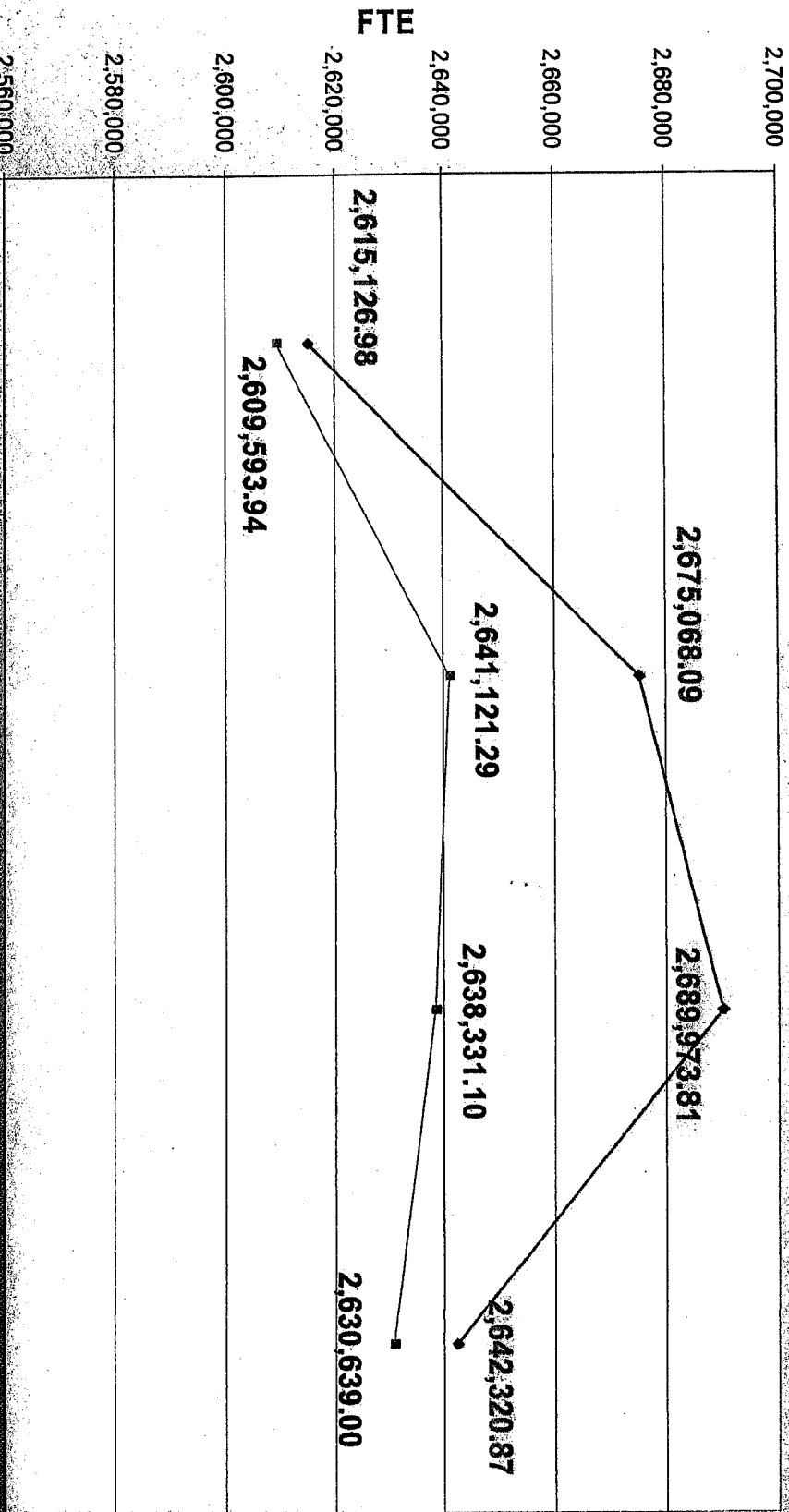


Percent of Classrooms Over Class Size Cap

Charter Schools



Projected vs. Actual FTE 2004-05 -- 2007-08



—◆— Projected FTE
 - - - ■ - - - Actual FTE

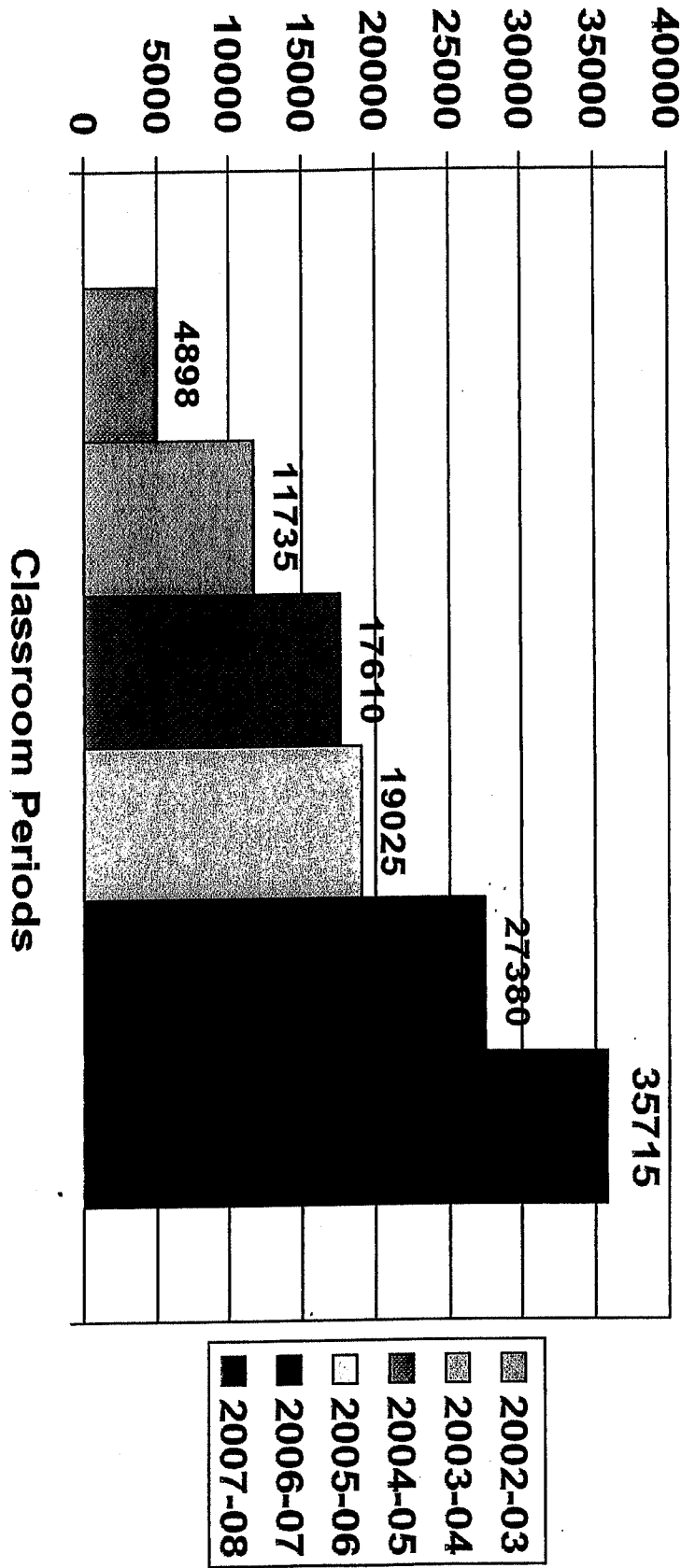
2004-05

2005-06

2006-07

2007-08

Team-Teaching 2002-03 to 2007-08



2007-08 Process and Time Lines for Appeals

November 30 – Districts and Charter Schools receive October 2007 school-level class size averages and appeals process begins.

January 2 - Deadline for submission of appeal and supporting documentation.

January 2 – January 14 - Review of appeals.

January - State Board of Education consultation for final determination of transfer calculation.

February 15 – Submission to the Legislative Budget Commission for final approval of transfer calculation.

History of Class Size Appeals

	Number of Districts Not in Compliance – Pre-Appeals	Number of Districts Not in Compliance – Post-Appeals
2003-04	17	8
2004-05	18	9
2005-06	3	1
2006-07	42 Districts – 177 Traditional Public Schools 88 Charter Schools	24 Districts – 86 Traditional Public Schools 49 Charter Schools
2007-08	31 Districts 69 Traditional Public Schools 19 Charter Schools	In Process

School-Level Compliance

2007-2008

Prior to Appeals

- 69 Traditional (2.25%) and 19 Charter (5.38%) Schools were determined to not have met compliance with class size requirements.
- 31 districts had at least 1 school out of compliance



Bases for Appeals

- Unexpected student growth
- Inability to hire teachers
- District reporting errors

Finalizing Appeals, 2007-08

- Action to be taken by State Board of Education
 - Approval of alternative transfer calculation for noncompliance with class size reduction requirements
 - Determination of ineligibility of noncompliant schools from participation in the school-year Voluntary Prekindergarten Program
- Potential action by Commissioner to reduce transfer amount by 10% for 2007-08.
- Action by the Legislative Budget Commission
 - Consideration of alternative transfer calculation for noncompliance with class size reduction requirements

K-12 Class Size Reduction Total Operating and Capital Costs to Implement through 2010-11

	2003/04	2004/05	2005/06	2006/07	2007/08	2008/09	2009/10	2010/11	8 Yr Total
2003/04	468,198,634								3,745,589,072
2004/05		503,992,582							3,527,948,074
2005/06			535,008,480						3,210,050,880
2006/07				601,329,648					3,006,648,240
2007/08					567,931,849				2,271,727,396
2008/09						606,304,336			1,818,913,008
2009/10							686,668,927		1,373,337,854
2010/11								618,023,247	618,023,247
Operating Cost	468,198,634	972,191,216	1,507,199,696	2,108,529,344	2,676,461,193	3,282,765,529	3,969,434,456	4,587,457,703	19,572,237,771
FCO Cost	600,000,000	100,000,000	83,400,000	1,100,000,000	650,000,000	514,559,727	0	0	3,047,959,727
TOTAL	1,068,198,634	1,072,191,216	1,590,599,696	3,208,529,344	3,326,461,193	3,797,325,256	3,969,434,456	4,587,457,703	22,620,197,498



Next Steps

- **Measuring compliance at the classroom level**