



State Universities & Private Colleges Appropriations Committee

October 6, 2009
10:30 a.m.
12 House Office Building

Meeting Packet

Larry Cretul
Speaker

William Proctor
Chair



The Florida House of Representatives
State Universities & Private Colleges Appropriations Committee

Larry Cretul
Speaker

William Proctor
Chair

Meeting Agenda
Tuesday, October 6, 2009
12 House Office Building
10:30 a.m.

- I. Call to Order**
- II. Roll Call**
- III. Member and Staff Introductions**
- IV. Overview of Fiscal Year 2009-10 Budget**
- V. Agency Presentations**
 - State University System**
Sheila McDevitt, Chair, Board of Governors
Frank T. Brogan, Chancellor
 - Florida College System**
Dr. Willis N. Holcombe, Chancellor
Dr. Charles R. Dassance, President, Central Florida Community College
 - Career and Adult Education**
Loretta Costin, Interim Chancellor
- VI. Adjournment**

FY 2009-10
Budget Overview

State Universities & Private Colleges Appropriations Committee

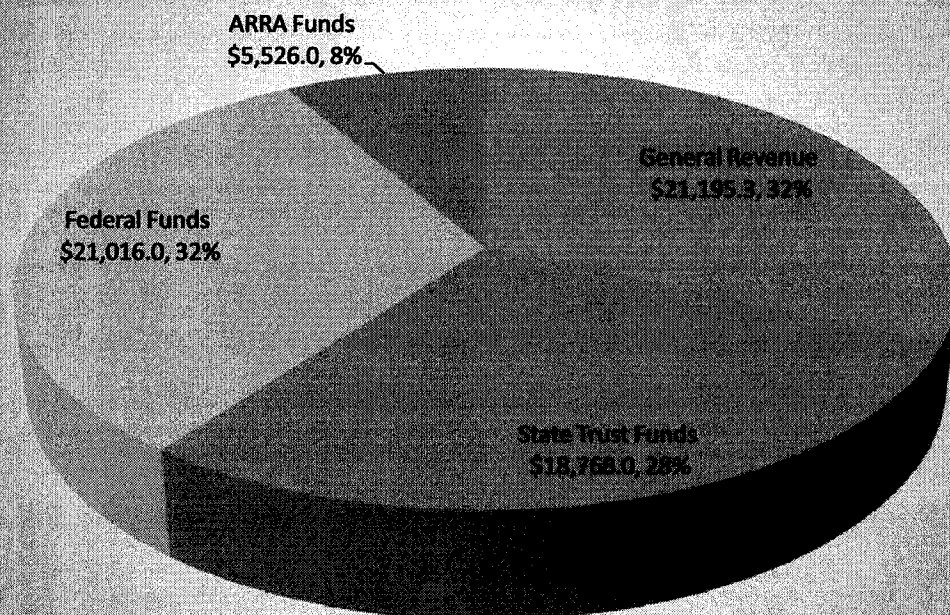
FY 2009-10 Budget Overview

Rep. William Proctor, Chair

Rep. Seth McKeel, Vice Chair

1

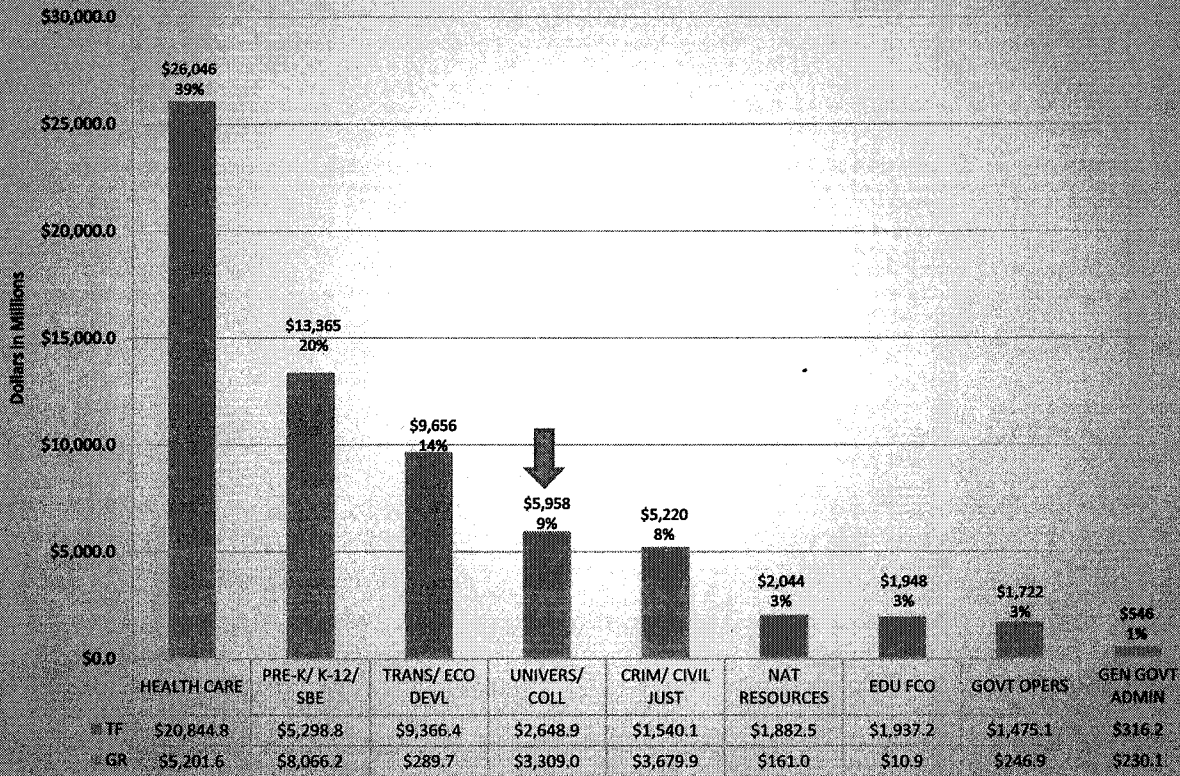
FY 2009-10 State Appropriations by Fund Source - \$66.5 Billion



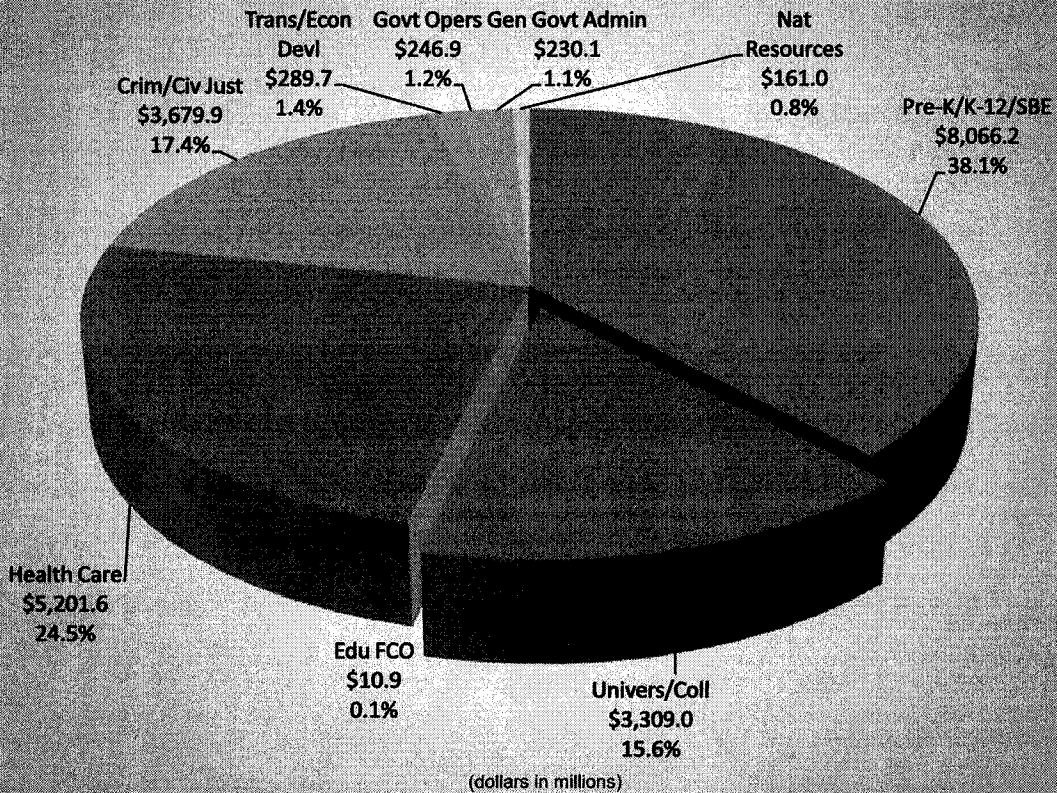
(dollars in millions)

2


FY 2009-10 Total State Budget - \$66.5 Billion



FY 2009-10 Total State GR Budget - \$21.2 Billion




Education Total Operating Funds by Fund Source FY 2009-10 - \$29.0 Billion



(dollars in millions)

Local funds include FEFP Required Local Effort and tuition revenue for community colleges and district workforce programs. State university tuition revenue is appropriated in the General Appropriations Act and is included in state appropriations.


Education Total State & Local Operating Funds by Committee FY 2009-10 - \$29.0 Billion



(dollars in millions)


Includes local funds and state appropriations.

Education State Appropriations by Fund Type FY 2009-10 - \$19.3 Billion




(dollars in millions)

Education State Appropriations by Committee FY 2009-10 - \$19.3 Billion



(dollars in millions)

Education Federal Stimulus (ARRA) Funds by Committee FY 2009-10 - \$2.7 Billion




(dollars in millions)

9

Educational Enhancement Trust Fund Appropriations by Committee*

FY 2009-10 - \$1.4 Billion

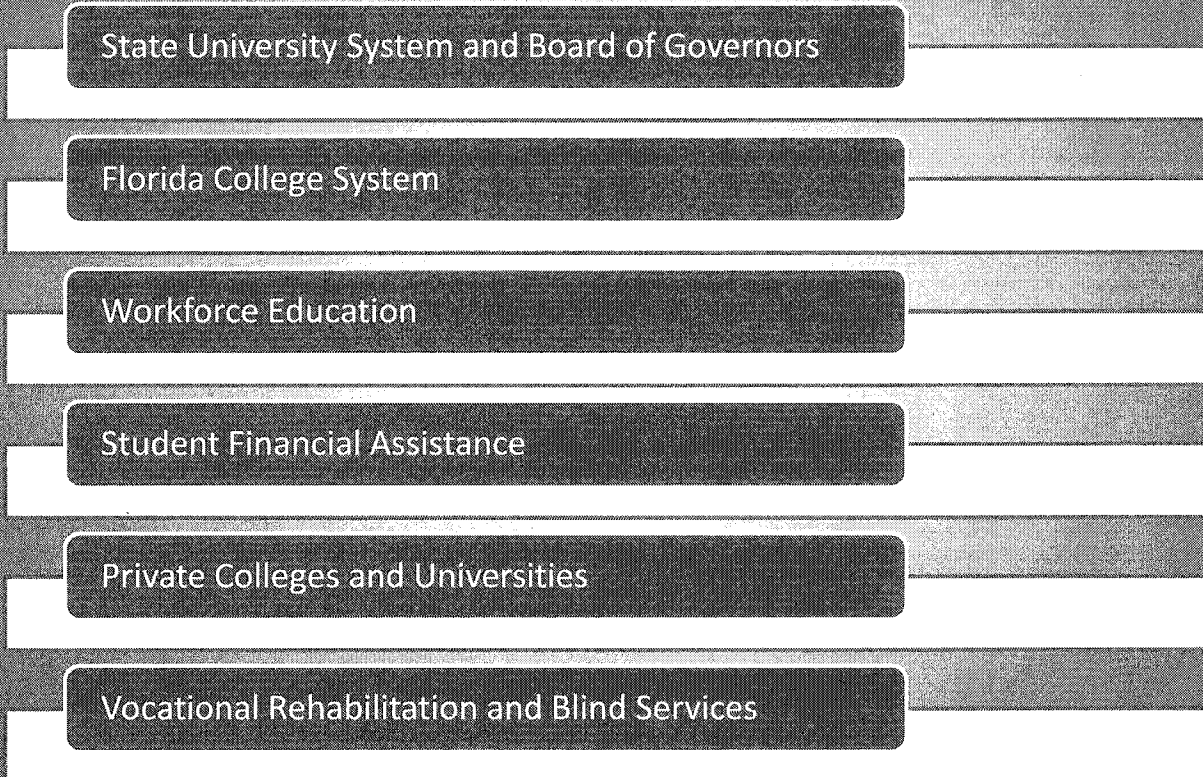


(dollars in millions)

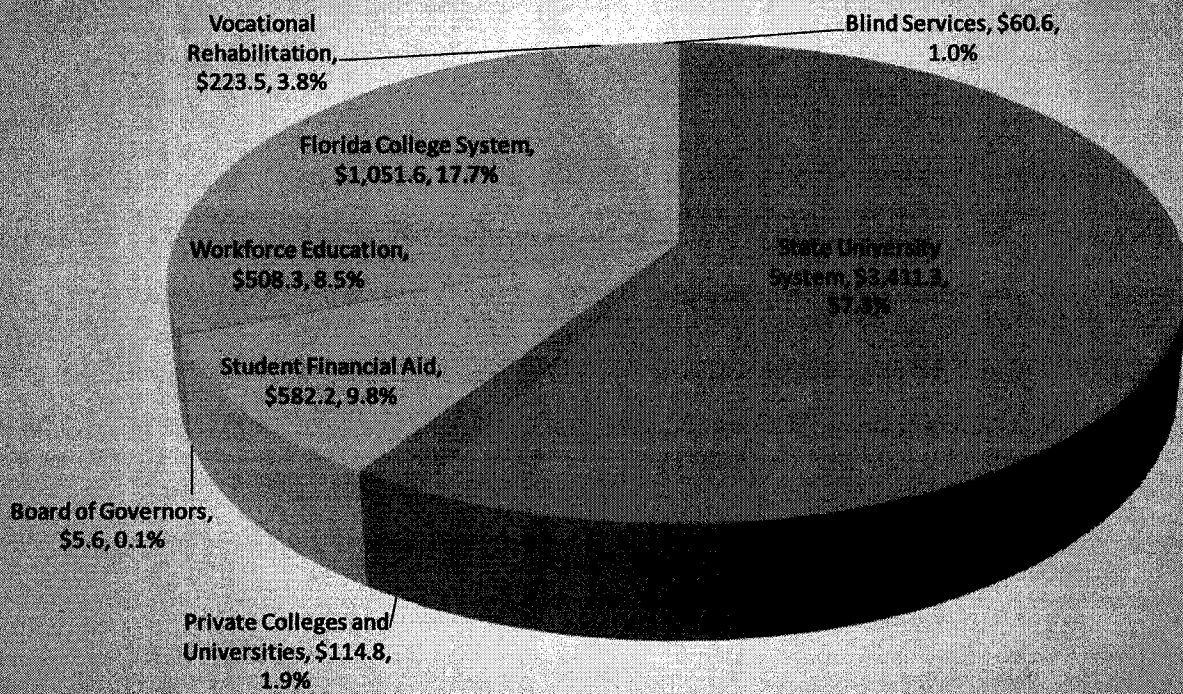
*Fixed Capital Outlay appropriations are under the jurisdiction of the Full Appropriations Council.

10

SUPC Appropriations Committee Areas of Jurisdiction



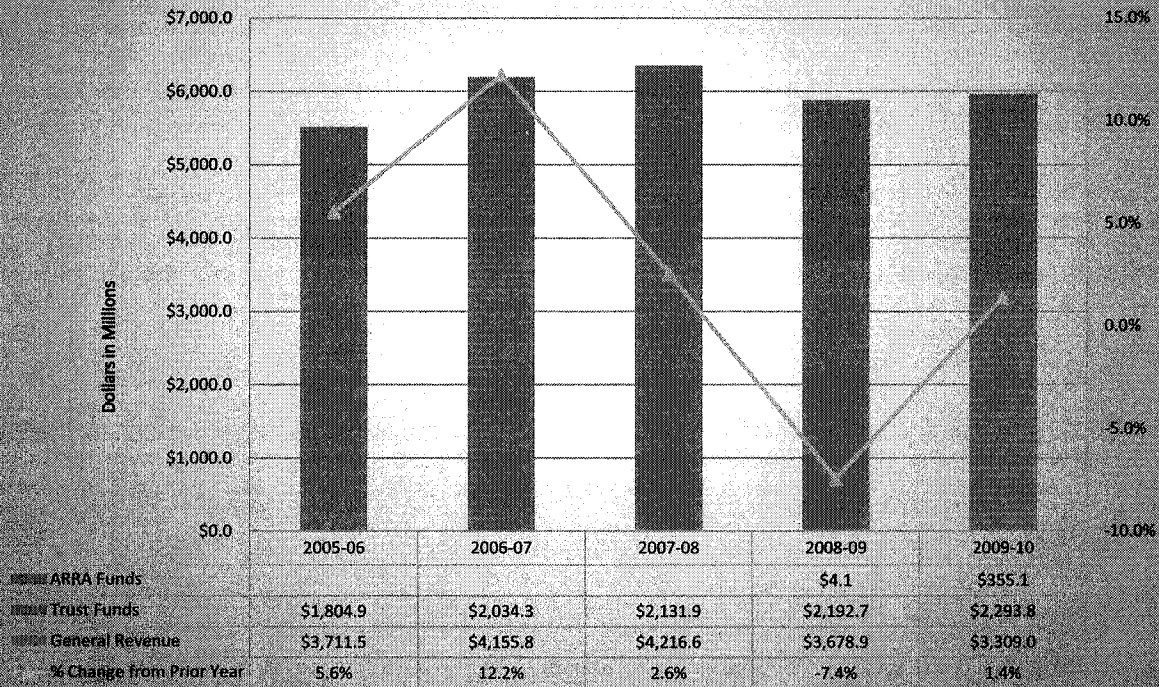
SUPC Committee Appropriations by Sector FY 2009-10 - \$6 Billion



(dollars in millions)

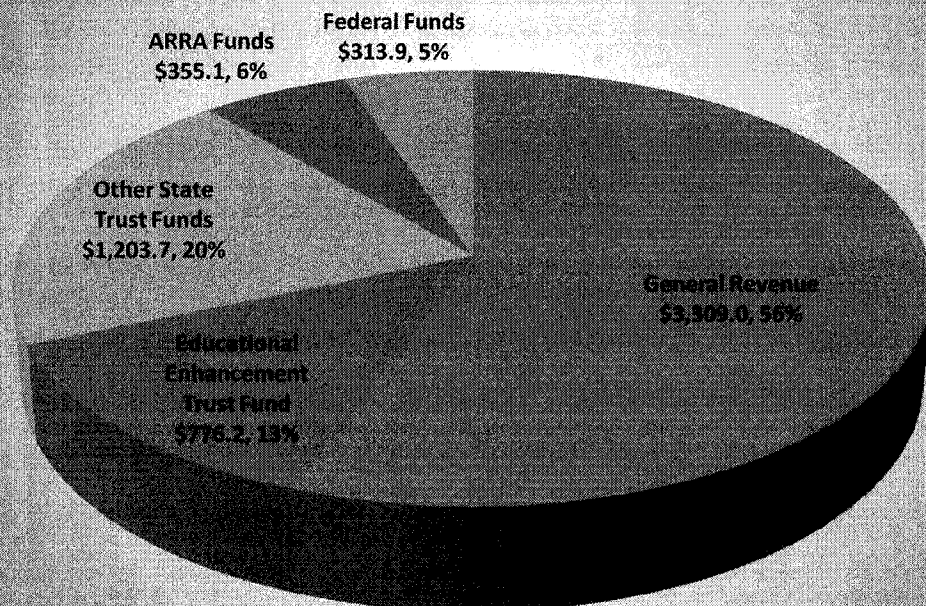
Appropriations for state universities include tuition; however, the tuition for Florida Colleges and Workforce Education is not appropriated in the GAA.12

SUPC State Appropriations Over Past Five Years



13

SUPC Committee Appropriations by Fund Source FY 2009-10 - \$6.0 Billion



(dollars in millions)

14

SUPC Committee Appropriations from Educational Enhancement Trust Fund FY 2009-10

Program	Appropriations
Florida Bright Futures Scholarships	\$418.9 million
State University System Discretionary Funds	\$201.2 million
Florida College System Discretionary Funds	\$117.0 million
Florida Student Assistance Grants	\$28.5 million
First Generation in College Matching Grants	\$6.8 million
Workforce Development Discretionary Funds	\$3.8 million
TOTAL	\$776.2 million

15

State University System (SUS) Overview

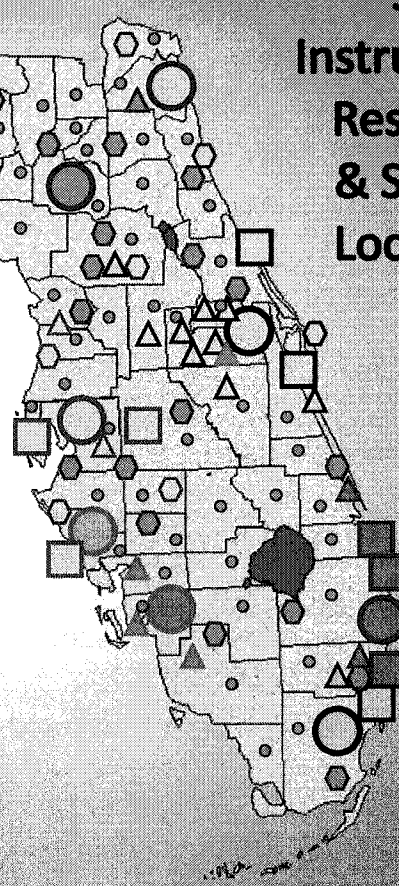
- 11 universities
- 302,513 students enrolled (Fall 2008)
 - 233,772 (77%) undergraduate
- 194,458 FTE funded (2009-10 GAA)
- 70,659 degrees awarded (2007-08)
 - 52,011 (74%) bachelor's level
- 61,178 employees (Fall 2008)
- Undergraduate Tuition = \$88.59/ credit hour
- Tuition Differential = \$5.74 to \$13.74/ credit hour

16


SUS Instructional, Research, & Service Locations

- Main Campus
- Branch Campus
- △ Instructional Site
- ◊ Special Purpose Center
- IFAS Extension Office

- Florida A&M University - Tallahassee
- Florida Atlantic University - Boca Raton
- Florida Gulf Coast University - Fort Myers
- Florida International University - Miami
- Florida State University - Tallahassee
- New College of Florida - Sarasota
- University of Central Florida - Orlando
- University of Florida - Gainesville
- University of North Florida - Jacksonville
- University of West Florida - Pensacola
- University of South Florida - Tampa



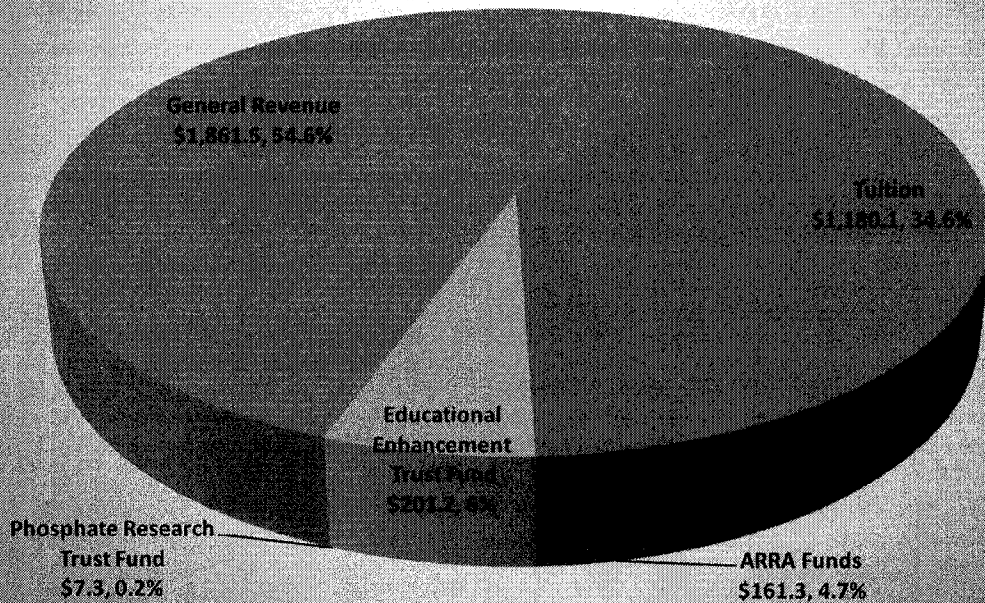
SUS Total State & Local Operating Budget by Fund Source FY 2009-10 - \$8.7 Billion



(dollars in millions)

State appropriations figures reflect legislative appropriations; all other figures reflect university estimates.

SUS State Appropriations by Fund Source FY 2009-10 - \$3.4 Billion



(dollars in millions)

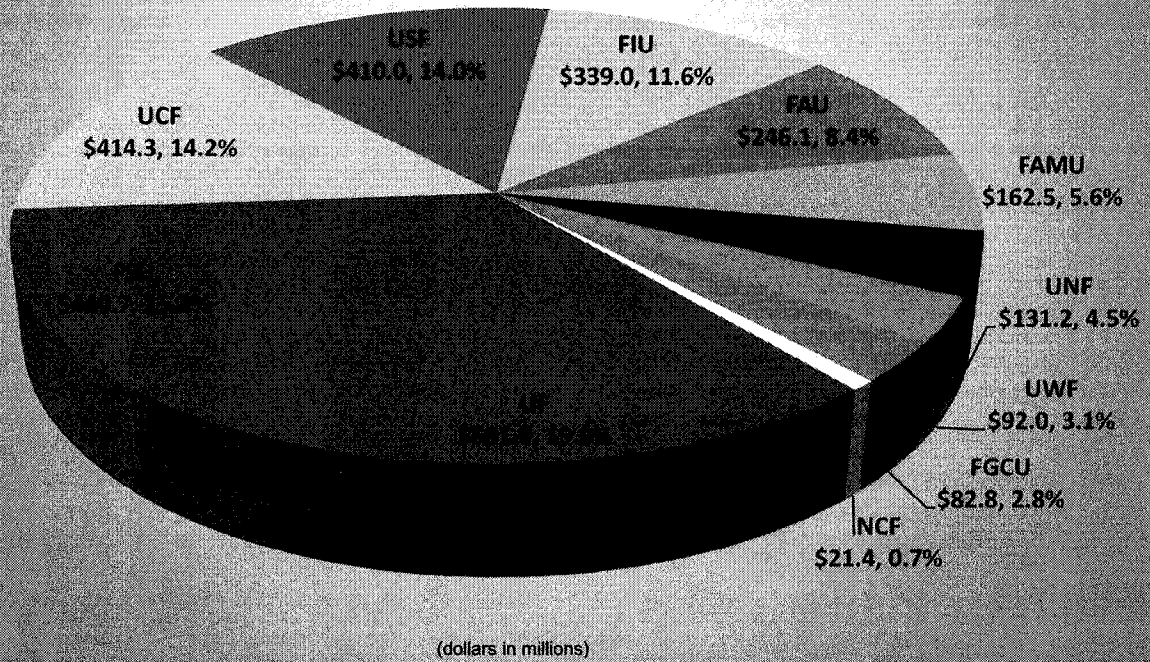
19

SUS State Appropriations by Program and Fund FY 2009-10

PROGRAM	GR, EETF, PHOSPHATE	ARRA	TUITION	TOTAL
Education & General Activities	\$1,671,377,959	\$133,923,489	\$1,115,525,234	\$2,920,826,682
UF Inst. Food & Agric. Sciences	\$121,688,685	\$8,978,531		\$130,667,216
UF Health Center	\$95,501,273	\$7,266,066	\$29,613,302	\$132,380,641
USF Medical Center	\$61,322,875	\$4,569,090	\$23,051,685	\$88,943,650
FSU Medical School	\$35,319,261	\$3,001,632	\$9,933,495	\$48,254,388
FIU Medical School	\$21,410,785	\$866,405	\$972,185	\$23,249,375
UCF Medical School	\$18,309,829	\$694,836	\$957,185	\$19,961,850
Student Financial Aid	\$17,224,969			\$17,224,969
Risk Management Insurance	\$17,096,258			\$17,096,258
Moffitt Cancer Center	\$9,363,197	\$1,526,584		\$10,889,781
Inst. Human & Machine Cognition	\$1,055,016	\$447,937		\$1,502,953
Distance Learning	\$285,898			\$285,898
TOTAL	\$2,069,956,005	\$161,274,570	\$1,180,053,086	\$3,411,283,661

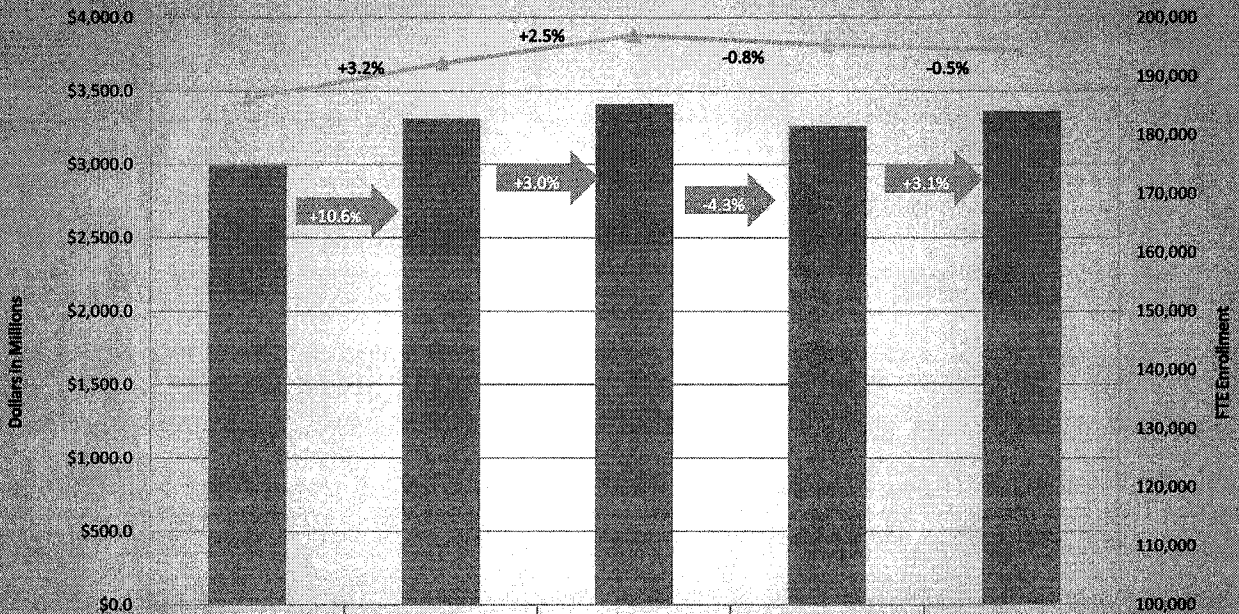
20

SUS Education & General (E&G) Activities State Appropriations by University FY 2009-10 - \$2.9 billion



21

SUS State Appropriated Operating Funds Over Past Five Years



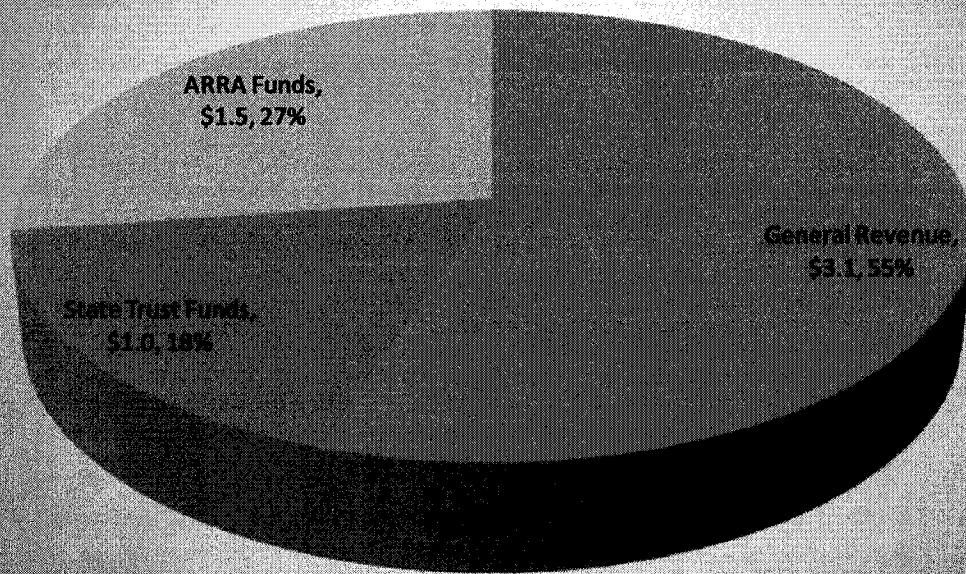
	2005-06	2006-07	2007-08	2008-09	2009-10
ARRA Funds	\$0.0	\$0.0	\$0.0	\$0.0	\$159.3
Tuition	\$884.1	\$942.6	\$962.7	\$1,022.1	\$1,180.1
State Funds	\$2,109.0	\$2,367.7	\$2,448.1	\$2,241.7	\$2,024.9
FTE	186,160	192,200	197,002	195,402	194,458

Figures include E&G, IFAS, Medical Schools. FTE based on 40 credit hours undergraduate; 32 credit hours graduate.

22

Board of Governors (BOG) Appropriations by Fund Source


FY 2009-10 - \$5.6 Million



(dollars in millions)

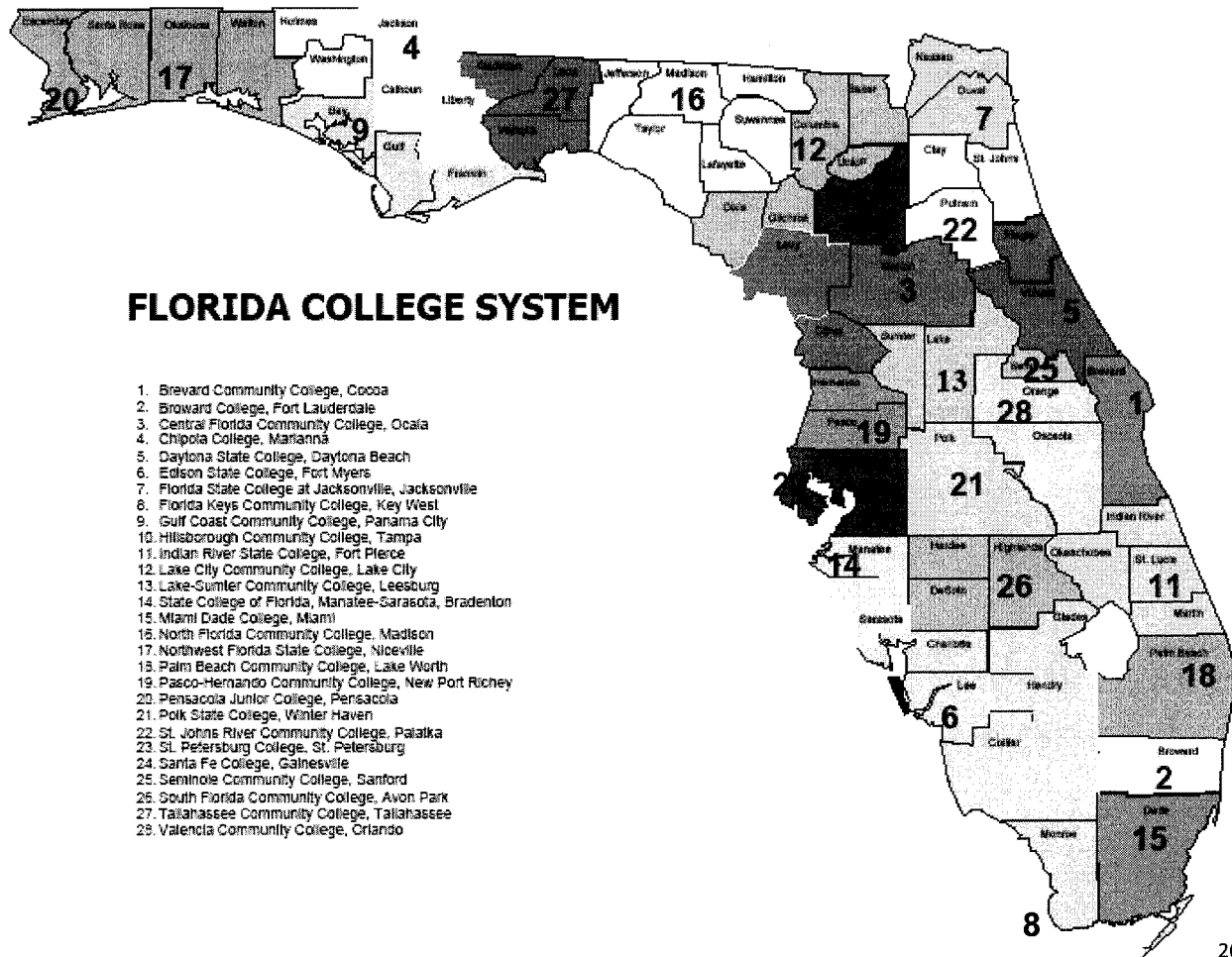
BOG Appropriations by Category

FY 2009-10 - \$5.6 Million



Florida College System

- 28 colleges located on 61 campuses around the state
- 831,165 students enrolled (330,819 FTE) (2007-08)
 - 5,333 (2,290 FTE) bachelor's level (0.6%)
- 44,350 employees (2007-08)
- 72,760 degrees and certificates awarded (2007-08)
 - 49,354 associate's degrees (68%)
 - 21,384 certificates (29%)
 - 697 bachelor's degrees (1%)
- Tuition = \$58.78 per credit hour (2009-10)




FCS Appropriations and Tuition by Program FY 2009-10

PROGRAM	GR & EETF	ARRA	TUITION	TOTAL
Lottery Funds	\$116,959,158			\$116,959,158
Program Fund	\$841,579,351	\$82,588,573	\$669,213,699	\$1,593,381,623
Baccalaureate Programs	\$8,804,929	\$730,272		\$9,535,201
Commission on Community Service	\$589,845			\$589,845
Distance Learning	\$324,668			\$324,668
TOTAL	\$968,257,951	\$83,318,845	\$669,213,699	\$1,720,790,495

27

Program Fund Appropriations and Tuition FY 2009-10 - \$1.7 Billion

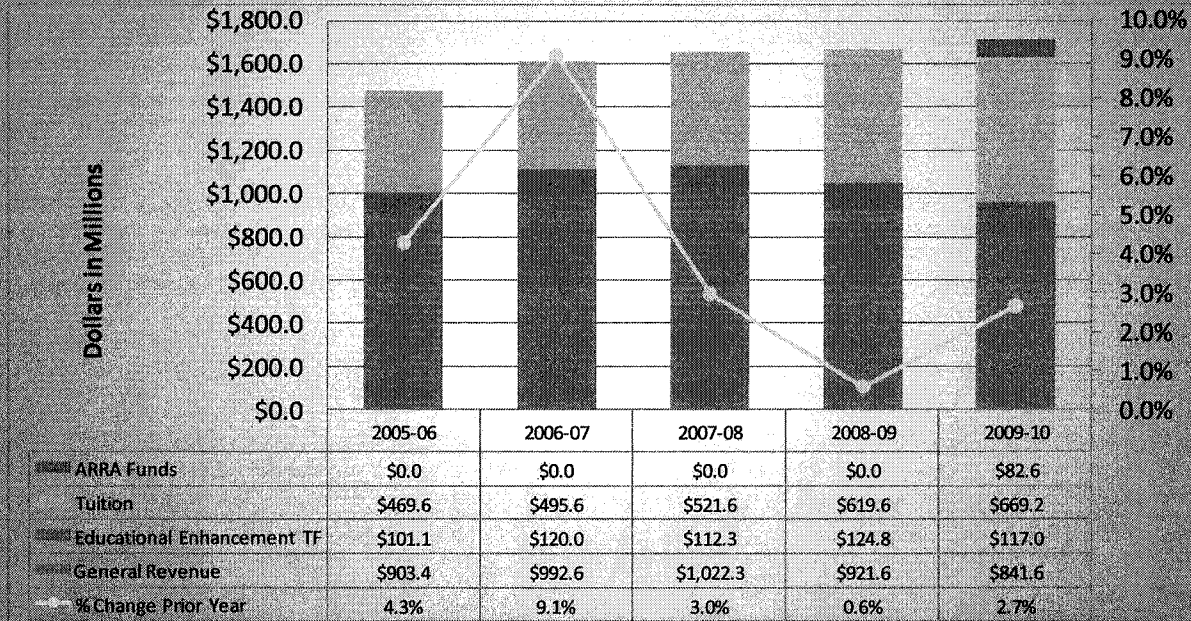


(dollars in millions)

Tuition revenues are not appropriated in the General Appropriations Act.

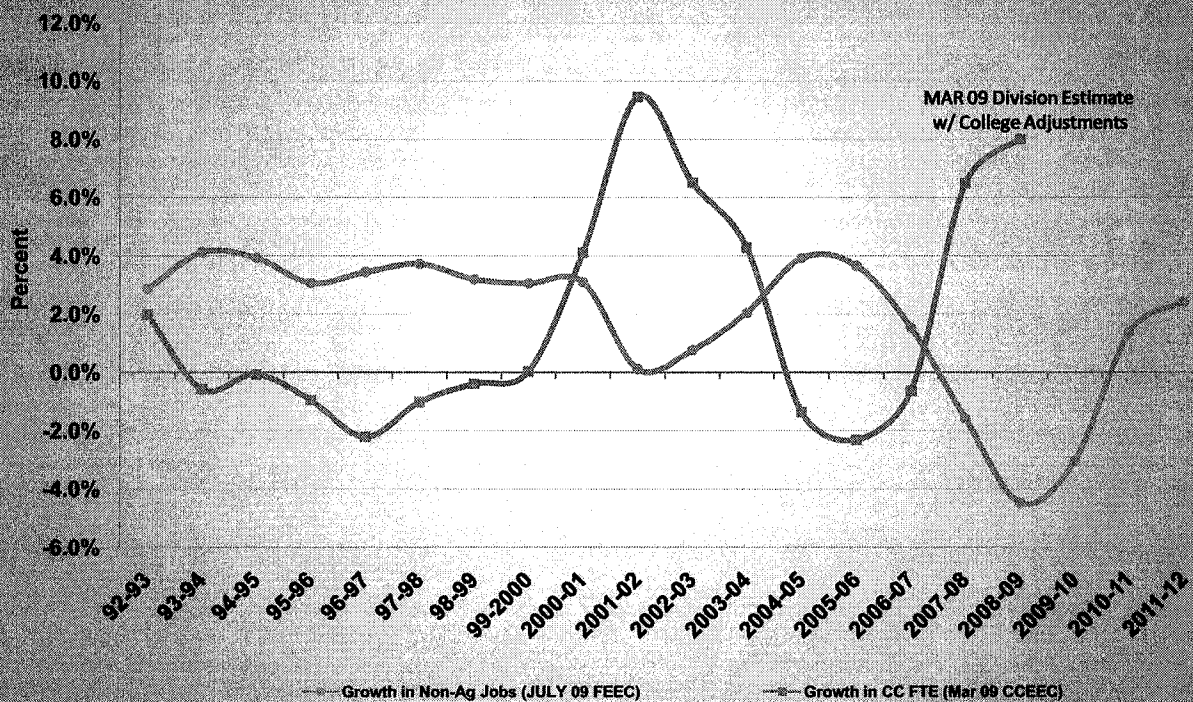
28

Program Fund Appropriations and Tuition Over Past Five Years



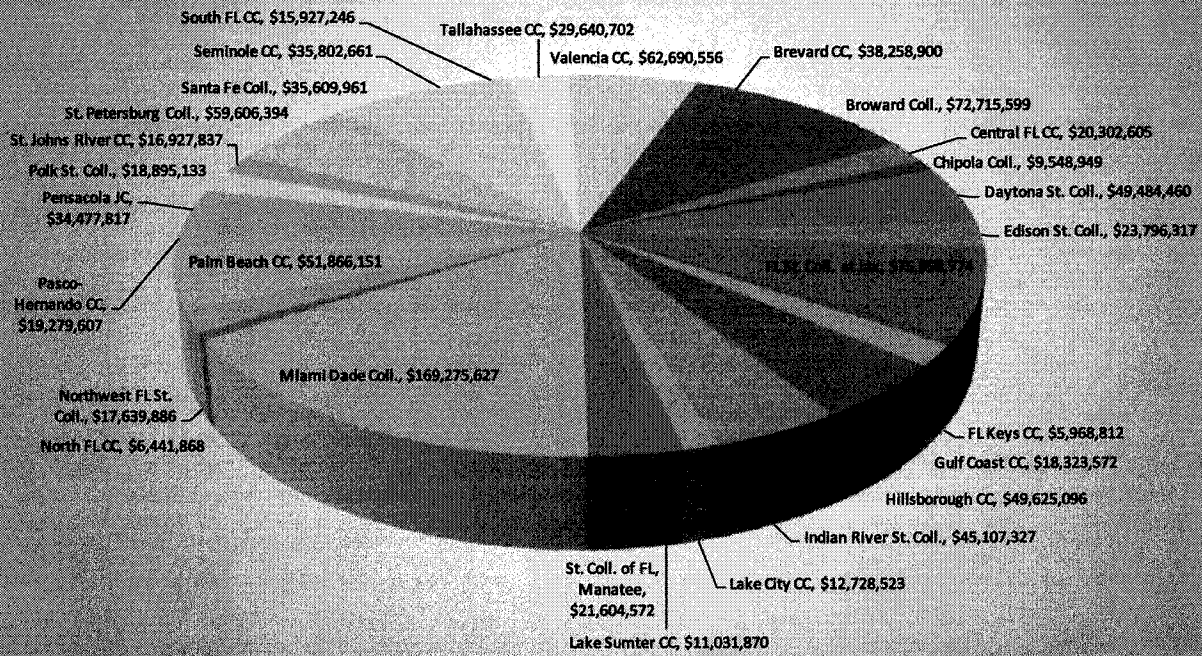
Excludes baccalaureate programs

Compare Growth in Community College FTE with Growth in Non-Agricultural Florida Jobs



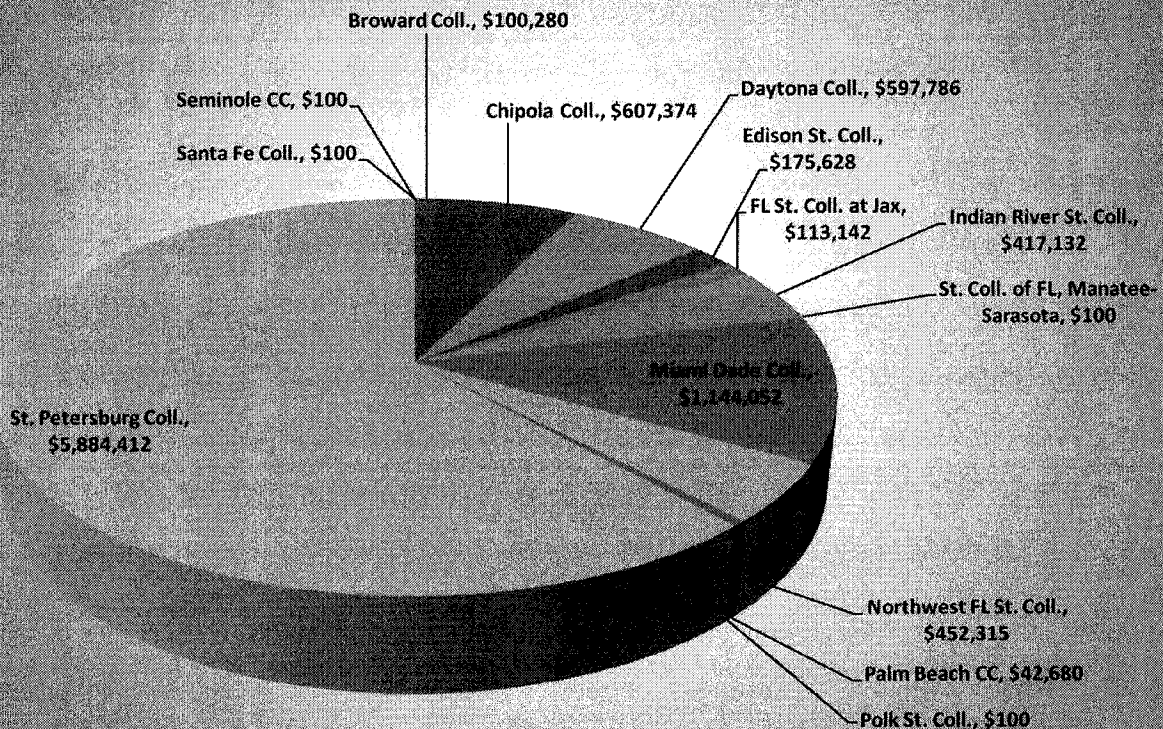
Estimates based on most recent estimating conferences. Enrollment figures based on 30 credit hour FTE.

Program Fund Appropriations by College FY 2009-10 - \$1 Billion



(dollars in millions)
Does not include tuition.

Baccalaureate Programs FY 2009-10 - \$9.5 Million



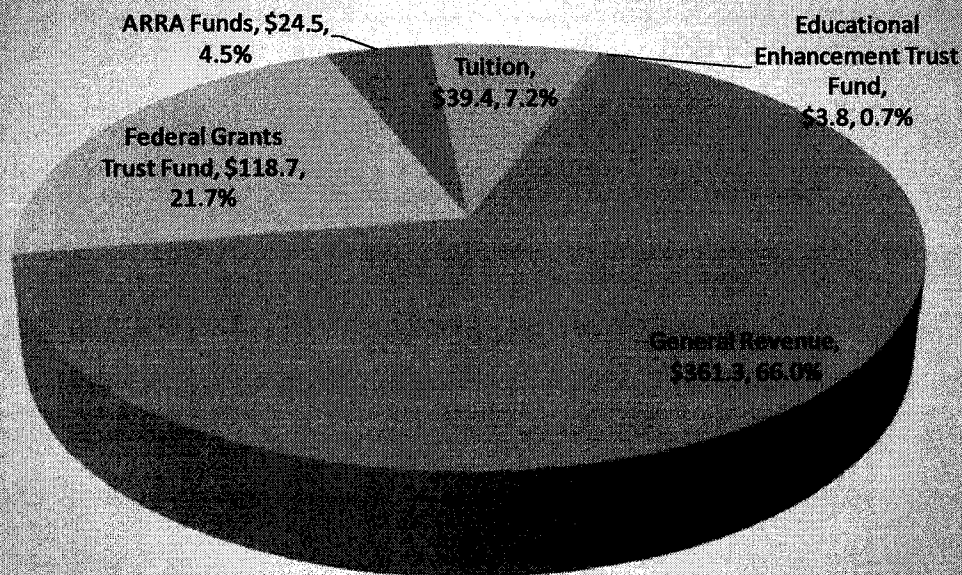
(dollars)

Workforce Education

- 304,547 students enrolled (2007-08)
- 58 school districts - 29 have technical centers
- Programs:
 - Career Certificate
 - Applied Technology Diploma
 - Continuing Workforce Education
 - Apprenticeships or Pre-apprenticeships
 - Adult General Education

33

Workforce Education Appropriations and Tuition FY 2009-10 - \$508.3 Million



(dollars in millions)

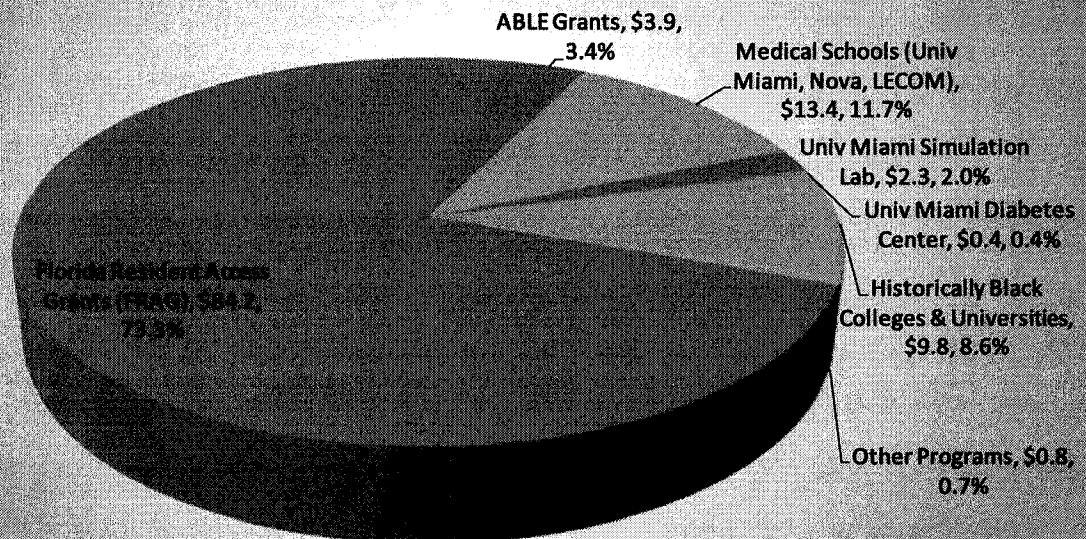
34

Workforce Education Appropriations and Tuition by Program FY 2009-10

PROGRAM	GR & EETF	Federal Grants	ARRA	TUITION	TOTAL
Workforce Development	\$352,821,823		\$24,481,155	\$39,366,656	\$416,669,634
Performance Incentives	\$5,286,953				\$5,286,953
Adult Basic Education		\$41,552,472			\$41,552,472
Vocational Formula Funds		\$77,144,852			\$77,144,852
Ready to Work	\$7,000,000				\$7,000,000
TOTAL	\$365,108,776	\$118,697,324	\$24,481,155	\$39,366,656	\$547,653,911

35

Private Colleges and Universities Appropriations by Program FY 2009-10 - \$79.7 Million General Revenue, \$35.1 Million ARRA Funds



(dollars in millions)


36

Tuition Assistance Grants FY 2009-10

	FRAG Florida Resident Access Grant	ABLE Access to Better Learning and Education
2009-10 Appropriations		
Number of Awards	33,271	4,001
Maximum Award	\$2,529	\$986
Appropriation	\$84,171,709	\$3,947,037

37

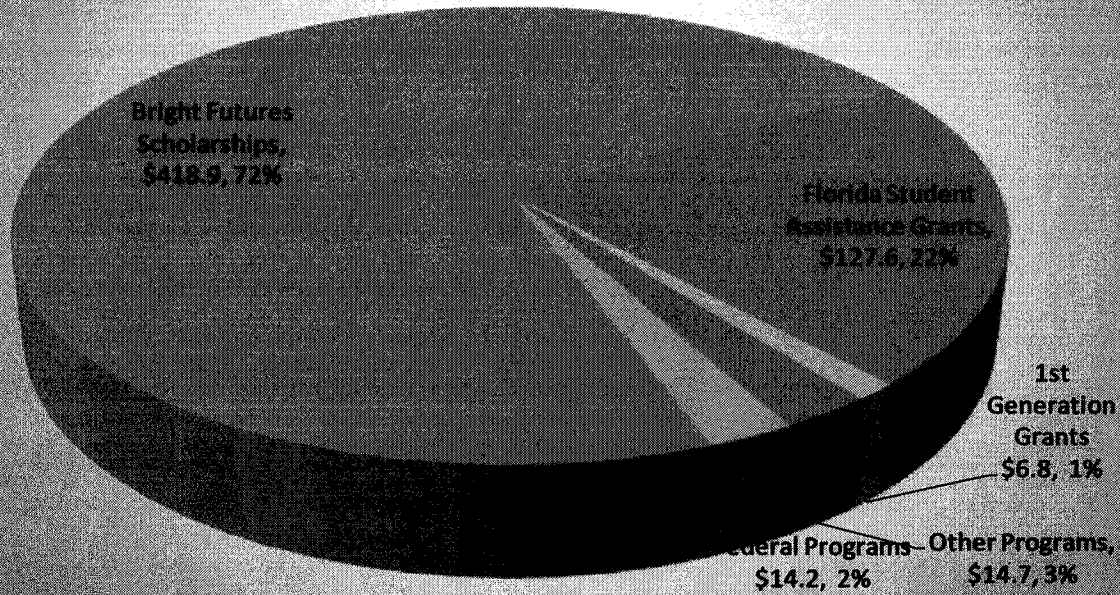
Student Financial Assistance Appropriations by Fund FY 2009-10 - \$582.2 Million



(dollars in millions)

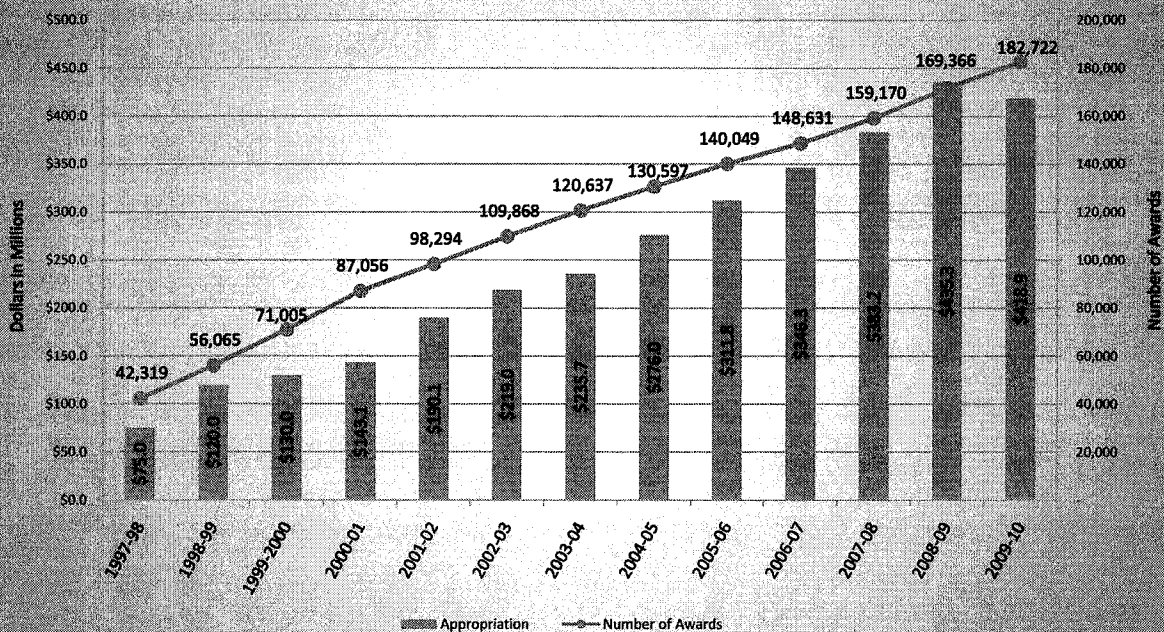
38

Student Financial Assistance Appropriations by Program FY 2009-10 - \$582.2 Million



(dollars in millions)

Bright Futures Scholarship Program History of Appropriations and Awards



Adjustments to the Bright Futures Program for FY 2009-10

- The educational allowance for Academic Scholars is eliminated.
- The state must be repaid for courses that are dropped after the drop and add period ends.
- The scholarships are flat awards based on the award amounts provided in FY 2008-09.
- The credit hour requirements for scholarship renewal are increased from 12 to 24 credit hours per year for full-time students.
- Gold Seal Vocational Scholars are no longer able to transfer to the Medallion Program once they enter college.

41

Student Financial Assistance Programs FY 2008-09 Awards and Disbursements

PROGRAM	# AWARDS	DISBURSEMENTS
Bright Futures Scholarship	169,366	\$429,012,109
Florida Student Assistance Grant	112,406	\$131,912,506
First Generation Matching Grant	10,987	\$15,947,788
Critical Teacher Shortage	4,277	\$2,410,366
Robert C. Byrd Scholarship	1,576	\$2,301,688
Minority Teacher Scholarship	757	\$2,466,000
Florida Work Experience	767	\$1,417,714
Child/Spouse of Deceased/Disabled Veterans	695	\$1,762,248
Mary McLeod Bethune Scholarship	241	\$663,000
José Martí Scholarship	50	\$94,000
Rosewood Family Scholarship	22	\$52,949

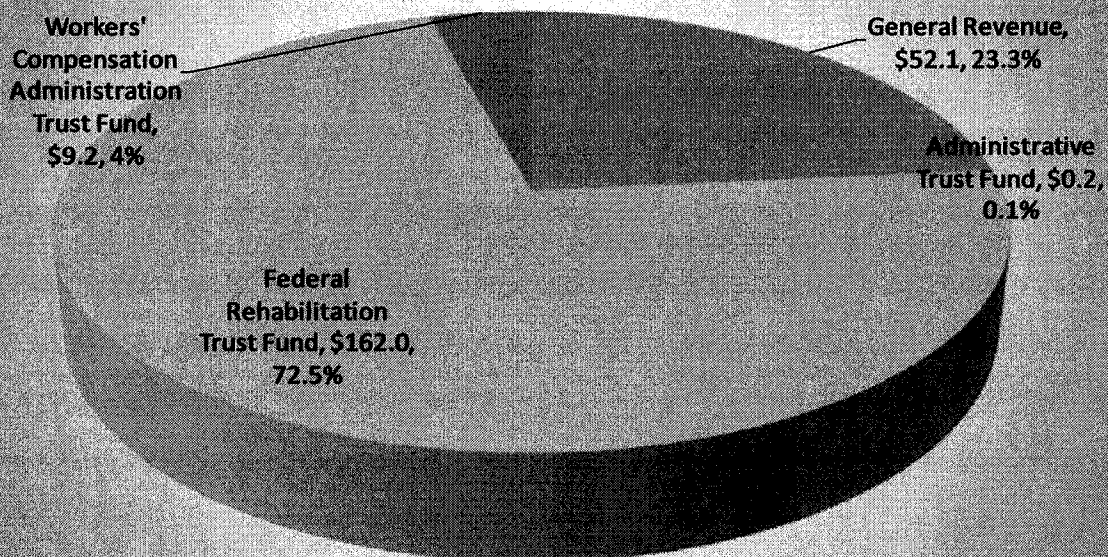
42

Vocational Rehabilitation Overview

- Federal-state program that assists individuals with disabilities to prepare for, gain, or retain employment
- 1,007 employees with an active caseload of 36,039
- 116 field offices located throughout the state
- Youth programs in 33 school districts
- Assisted 11,089 individuals in obtaining or retaining employment (2006-07)
- Returned 1,767 injured employees to employment (2006-07)

43

Vocational Rehabilitation Appropriations by Fund Source FY 2009-10 - \$223.5 Million



(dollars in millions)

44

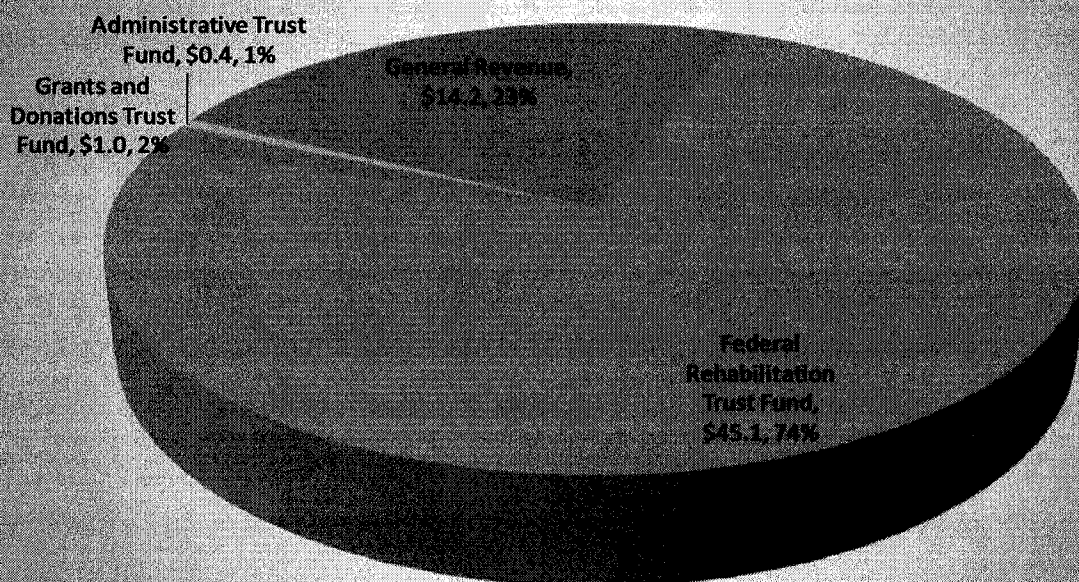
Blind Services Overview

Provides services to individuals who are blind or visually impaired.

- 300 employees
- 12 district offices
- Orientation and Adjustment Center for the Blind
- Local community rehabilitation programs
- Local Centers for Independent Living

45

Blind Services Funding FY 2009-10 - \$60.6 Million



(dollars in millions)

46

Additional Information & Resources

Questions?

	FY 2009-10 Total Budget				Total Budget
	FTE	General Revenue	State Trust Funds	Federal Trust Funds	
State Universities & Private Colleges Appropriations Committee Total	1,360	\$ 3,309.0	\$ 1,979.9	\$ 669.0	\$ 5,957.9
Recurring		\$ 3,254.8	\$ 1,975.1	\$ 313.9	\$ 5,543.7
Nonrecurring		\$ 54.2	\$ 4.8	\$ 355.1	\$ 414.2
State University System					
The purpose of the State University System is to teach students, advance research, and provide public service for the benefit of Florida's citizens, their communities and economies. All funds listed under the Federal Trust Funds are federal stimulus funds.					
Moffitt Cancer Center					
The Moffitt Cancer Center is located at the University of South Florida and provides patient care, research, and education programs for the prevention and cure of cancer. Funds are provided for infrastructure and personnel costs.					
FTE/Total Funds		\$ 9.4	\$ -	\$ 1.5	\$ 10.9
Recurring		\$ 9.4	\$ -	\$ -	\$ 9.4
Nonrecurring		\$ -	\$ -	\$ 1.5	\$ 1.5
Education & General Activities					
Universities provide undergraduate and graduate instruction, research programs, and public service activities. Funds are provided in a separate allocation to each university to support the basic costs of operation.					
FTE/Total Funds		\$ 1,490.3	\$ 1,296.7	\$ 133.9	\$ 2,920.8
Recurring		\$ 1,479.0	\$ 1,296.7	\$ -	\$ 2,775.6
Nonrecurring		\$ 11.3	\$ -	\$ 133.9	\$ 145.2
Institute of Food & Agricultural Services					
The University of Florida's Institute of Food and Agricultural Sciences (IFAS) is a federal, state, and local government partnership for the development of agriculture, human and natural resources, and the life sciences. Funds are provided to support IFAS's research programs and local extension services.					
FTE/Total Funds		\$ 109.2	\$ 12.5	\$ 9.0	\$ 130.7
Recurring		\$ 109.2	\$ 12.5	\$ -	\$ 121.7
Nonrecurring		\$ -	\$ -	\$ 9.0	\$ 9.0
University of South Florida Medical Center					
The USF Medical Center is one of five public medical schools in Florida. Funds are provided to train medical doctors, nurses, and public health professionals and to support health research.					
FTE/Total Funds		\$ 52.9	\$ 31.5	\$ 4.6	\$ 88.9
Recurring		\$ 52.9	\$ 31.5	\$ -	\$ 84.4
Nonrecurring		\$ -	\$ -	\$ 4.6	\$ 4.6
University of Florida Health Center					
The UF Health Center is one of five public medical schools in Florida. Funds are provided to train medical doctors, dentists, nurses, pharmacists, veterinarians, and specialists in various health related professions and to support health research.					
FTE/Total Funds		\$ 89.7	\$ 35.4	\$ 7.3	\$ 132.4
Recurring		\$ 89.7	\$ 35.4	\$ -	\$ 125.1
Nonrecurring		\$ -	\$ -	\$ 7.3	\$ 7.3
Florida State University Medical School					
The FSU Medical School is one of five public medical schools in Florida. Funds are provided to train medical doctors, with an emphasis on providing health care services to elder, rural, minority, and under-served populations.					
FTE/Total Funds		\$ 34.7	\$ 10.5	\$ 3.0	\$ 48.3
Recurring		\$ 34.7	\$ 10.5	\$ -	\$ 45.3
Nonrecurring		\$ -	\$ -	\$ 3.0	\$ 3.0
University of Central Florida Medical School					
The UCF Medical School is one of five public medical schools in Florida. The first class of students enrolled in Fall 2009.					
FTE/Total Funds		\$ 18.3	\$ 1.0	\$ 0.7	\$ 20.0
Recurring		\$ 18.3	\$ 1.0	\$ -	\$ 19.3
Nonrecurring		\$ -	\$ -	\$ 0.7	\$ 0.7
Florida International University					
The FIU Medical School is one of five public medical schools in Florida. The first class of students enrolled in Fall 2009.					
FTE/Total Funds		\$ 21.4	\$ 1.0	\$ 0.9	\$ 23.2
Recurring		\$ 21.4	\$ 1.0	\$ -	\$ 22.4
Nonrecurring		\$ -	\$ -	\$ 0.9	\$ 0.9
Student Financial Assistance					
Funds are provided for student grants and scholarships, to be allocated at the discretion of each university. Current proviso language requires that 75% of the funds provided in this category be used for need-based aid.					
FTE/Total Funds		\$ 17.2	\$ -	\$ -	\$ 17.2
Recurring		\$ 17.2	\$ -	\$ -	\$ 17.2
Nonrecurring		\$ -	\$ -	\$ -	\$ -
Risk Management Insurance					
The state universities participate in the state casualty insurance program. Funds are provided for the universities' insurance premiums.					
FTE/Total Funds		\$ 17.1	\$ 0.0	\$ 0.0	\$ 17.1
Recurring		\$ 17.1	\$ 0.0	\$ 0.0	\$ 17.1
Nonrecurring		\$ -	\$ -	\$ -	\$ -

(dollars in millions)

	FY 2009-10 Total Budget				
	FTE	General Revenue	State Trust Funds	Federal Trust Funds	Total Budget
Institute for Human & Machine Cognition					
The Institute for Human & Machine Cognition conducts research focused on leveraging and extending human capabilities. Funds are provided to support administrative costs.					
FTE/Total Funds		\$ 1.1	\$ -	\$ 0.4	\$ 1.5
Recurring		\$ 1.1	\$ -	\$ -	\$ 1.1
Nonrecurring		\$ -	\$ -	\$ 0.4	\$ 0.4
Distance Learning					
Funds are provided to the Florida Distance Learning Consortium to coordinate statewide distance learning initiatives and to operate the higher education distance learning course catalog. Additional funding is provided through the Florida College System budget.					
FTE/Total Funds		\$ 0.3	\$ -	\$ -	\$ 0.3
Recurring		\$ 0.3	\$ -	\$ -	\$ 0.3
Nonrecurring		\$ -	\$ -	\$ -	\$ -
SUS Totals					
FTE/Total Funds	0	\$ 1,861.5	\$ 1,388.5	\$ 161.3	\$ 3,411.3
Recurring		\$ 1,850.2	\$ 1,388.5	\$ 0.0	\$ 3,238.7
Nonrecurring		\$ 11.3	\$ -	\$ 161.3	\$ 172.6
Board of Governors					
The Board of Governors is responsible for the operation, regulation, control, and management of the State University System, including defining the distinctive mission of each university and its articulation with free public schools and community colleges; ensuring the well-planned coordination and operation of the system; and avoiding wasteful duplication of facilities or programs.					
Personnel Costs: Salaries & Benefits, Other Personal Services (OPS), Operating Capital Outlay (OCO), Human Resources Statewide Contract					
<u>Sai & Ben</u> - Funds salaries and benefits for 53.00 FTE in the BOG. <u>OPS</u> - Funds hourly and contract employees. <u>OCO</u> - Funds purchase of tangible property (computers, furniture, equipment, etc.) of a nonconsumable and nonexpendable nature, the value or cost of which is \$1,000 or more and the normal expected life of which is one year or more. <u>HR Contract</u> - Covers BOG portion of Human Resource costs.					
FTE/Total Funds	53	\$ 2.7	\$ 0.7	\$ 1.3	\$ 4.7
Recurring		\$ 2.7	\$ 0.7	\$ 0.0	\$ 3.4
Nonrecurring		\$ -	\$ -	\$ 1.3	\$ 1.3
Expenses					
Funds the purchase of usual, ordinary, and incidental expenditures. Such purchases are of a consumable, expendable nature or may be tangible property of a nonconsumable, nonexpendable nature if the value or cost is less than \$1,000 and the normal expected life is less than one year.					
FTE/Total Funds		\$ 0.4	\$ 0.3	\$ 0.2	\$ 0.9
Recurring		\$ 0.4	\$ 0.3	\$ -	\$ 0.7
Nonrecurring		\$ -	\$ -	\$ 0.2	\$ 0.2
Contracted Services					
Funds the time and effort of a contractor rather than specific commodities.					
FTE/Total Funds		\$ 0.0	\$ 0.0	\$ 0.1	\$ 0.1
Recurring		\$ 0.0	\$ 0.0	\$ -	\$ 0.0
Nonrecurring		\$ -	\$ -	\$ 0.1	\$ 0.1
BOG Totals					
FTE	53	\$ 3.1	\$ 1.0	\$ 1.5	\$ 5.6
Recurring		\$ 3.1	\$ 1.0	\$ 0.0	\$ 4.1
Nonrecurring		\$ -	\$ -	\$ 1.5	\$ 1.5
Student Financial Assistance - State					
State funds are provided for both merit-based and need-based student financial assistance. Scholarships and grants are available to Florida residents who attend eligible postsecondary institutions in Florida. \$21.4 million of federal stimulus funds is included in the Federal Trust Funds figures.					
Florida's Bright Futures Scholarship Program					
Funded by the Florida Lottery, the program rewards Florida high school graduates for their high academic achievement and encourages them to enroll in postsecondary education at a Florida institution of higher education.					
FTE/Total Funds		\$ -	\$ 418.9	\$ -	\$ 418.9
Recurring		\$ -	\$ 418.9	\$ -	\$ 418.9
Nonrecurring		\$ -	\$ -	\$ -	\$ -
First Generation in College Matching Grant Program					
Provides state matching funds for private contributions made to state universities and Florida colleges on a dollar-for-dollar basis. The program provides student financial aid for undergraduate students who demonstrate financial need and whose parent(s) have not earned a baccalaureate degree.					
FTE/Total Funds		\$ -	\$ 6.8	\$ -	\$ 6.8
Recurring		\$ -	\$ 6.8	\$ -	\$ 6.8
Nonrecurring		\$ -	\$ -	\$ -	\$ -
Prepaid Tuition Scholarships					

	FY 2009-10 Total Budget				
	FTE	General Revenue	State Trust Funds	Federal Trust Funds	Total Budget
Provides state matching funds for private donations to the Florida Prepaid Tuition Scholarship Program, also known as Project STARS (Scholarship Tuition for At-Risk Students). Funds are used to purchase prepaid tuition contracts for children from low-income families who are at risk of dropping out of school.					
FTE/Total Funds		\$ 3.3	\$ -	\$ 0.9	\$ 4.2
Recurring		\$ 3.3	\$ -	\$ -	\$ 3.3
Nonrecurring		\$ -	\$ -	\$ 0.9	\$ 0.9
Minority Teacher Scholarship Program					
Funds scholarships for minority students who are enrolled in eligible teacher education programs and who agree to teach in a Florida public school for one year after graduation. The program is administered by a non-profit organization housed at the University of Florida's College of Education and governed by a board of directors comprised of higher education leaders from throughout the state.					
FTE/Total Funds		\$ 1.3	\$ -	\$ 0.3	\$ 1.6
Recurring		\$ 1.3	\$ -	\$ -	\$ 1.3
Nonrecurring		\$ -	\$ -	\$ 0.3	\$ 0.3
Mary McLeod Bethune Scholarship					
Provides state matching funds for private donations to provide scholarships to undergraduate students who meet specific scholarship requirements, demonstrate financial need, and attend one of Florida's historically black colleges and universities: Bethune-Cookman University, Edward Waters College, Florida A&M University, and Florida Memorial University.					
FTE/Total Funds		\$ 0.4	\$ 0.2	\$ -	\$ 0.6
Recurring		\$ 0.4	\$ 0.2	\$ -	\$ 0.6
Nonrecurring		\$ -	\$ -	\$ -	\$ -
Student Financial Aid					
This category funds several financial aid programs, including the Florida Student Assistance Grant (FSAAG) program which is Florida's largest need-based program. Funds are available to Florida resident undergraduate students demonstrating substantial financial need. A maximum award amount per student is established annually in the General Appropriations Act. Also funded in this category are: Children and Spouses of Deceased or Disabled Veterans Program; Florida Work Experience Program; Critical Teacher Shortage Programs; and the Rosewood Family Scholarship Program.					
FTE/Total Funds		\$ 78.9	\$ 33.4	\$ 21.5	\$ 133.8
Recurring		\$ 78.9	\$ 28.5	\$ 1.4	\$ 108.8
Nonrecurring		\$ -	\$ 4.9	\$ 20.1	\$ 25.0
José Martí Scholarship Challenge Grant					
Provides state matching funds for private contributions to provide scholarships to Florida's Hispanic-American high school graduates. Applicants are ranked first according to financial need and then by grade point average.					
FTE/Total Funds		\$ 0.1	\$ 0.1	\$ -	\$ 0.2
Recurring		\$ 0.1	\$ 0.1	\$ -	\$ 0.2
Nonrecurring		\$ -	\$ -	\$ -	\$ -
Transfer to the Florida Education Fund					
Funds are transferred to the Florida Education Fund to support scholarship programs for historically under-represented groups.					
FTE/Total Funds		\$ 2.0	\$ -	\$ -	\$ 2.0
Recurring		\$ 2.0	\$ -	\$ -	\$ 2.0
Nonrecurring		\$ -	\$ -	\$ -	\$ -
State Student Financial Aid Totals					
FTE/Total Funds	0	\$ 85.8	\$ 459.4	\$ 22.8	\$ 568.0
Recurring		\$ 85.8	\$ 454.6	\$ 1.4	\$ 541.8
Nonrecurring		\$ -	\$ 4.9	\$ 21.4	\$ 26.2
Student Financial Assistance - Federal					
The General Appropriations Act provides annual spending authority in this budget entity for federal student assistance funds received by the Florida Department of Education. Federal financial assistance is merit-based and need-based and is available to eligible Florida students who attend postsecondary institutions in Florida and elsewhere in the United States.					
College Access Challenge Grant					
Federal funding is provided to improve college readiness, college access, and college retention. 78.6% of the funds (\$2.5 million) is used for need-based scholarships. This program is funded through a federal grant award, which ends in August 2010. The program requires a state match of \$1,558,354, which is provided in the Student Financial Aid - State category through the Florida Student Assistance Grants.					
FTE/Total Funds		\$ -	\$ -	\$ 3.1	\$ 3.1
Recurring		\$ -	\$ -	\$ 3.1	\$ 3.1
Nonrecurring		\$ -	\$ -	\$ -	\$ -
Student Financial Aid					
Federal funding is provided through two federal need-based aid programs: Leveraging Educational Assistance Partnership (LEAP) program and the Special Leveraging Educational Assistance Partnership (SLEAP) program. State funding requirements of a 1 to 1 match for LEAP and a 2 to 1 match for SLEAP are funded in the Student Financial Aid Program/State budget entity.					

	FY 2009-10 Total Budget				
	FTE	General Revenue	State Trust Funds	Federal Trust Funds	Total Budget
FTE/Total Funds		\$ -	\$ -	\$ 2.6	\$ 2.6
Recurring		\$ -	\$ -	\$ 2.6	\$ 2.6
Nonrecurring		\$ -	\$ -	\$ -	\$ -
Transfer Default Fees					
Funds are provided to pay the required 1% default fee on behalf of student borrowers on each student loan that the Office of Student Financial Assistance guarantees.					
FTE/Total Funds		\$ -	\$ -	\$ 6.1	\$ 6.1
Recurring		\$ -	\$ -	\$ 6.1	\$ 6.1
Nonrecurring		\$ -	\$ -	\$ -	\$ -
Robert C. Byrd Honors Scholarship					
Federal funding provides scholarships to outstanding high school graduates, including public and private high school graduating seniors, state certified home schooled students, and GED recipients who show promise of continued academic achievement. The award may be used at an eligible public or private non-profit or for-profit educational institution.					
FTE/Total Funds		\$ -	\$ -	\$ 2.4	\$ 2.4
Recurring		\$ -	\$ -	\$ 2.4	\$ 2.4
Nonrecurring		\$ -	\$ -	\$ -	\$ -
Federal Student Financial Aid Totals					
FTE/Total Funds	0	\$ -	\$ -	\$ 14.2	\$ 14.2
Recurring		\$ -	\$ -	\$ 14.2	\$ 14.2
Nonrecurring		\$ -	\$ -	\$ -	\$ -
Private Colleges & Universities					
The Private Colleges & Universities program provides funds to make postsecondary education more accessible to Florida students and to fulfill the state's need for graduates in specific disciplines. Funds also provide financial assistance for Florida residents attending eligible private colleges and universities. In addition, state support is provided to Florida's independent historically black colleges and universities. All funds listed under the Federal Trust Funds are federal stimulus funds.					
Medical Training and Simulation Lab - University of Miami					
Provides training to medical students and personnel and emergency personnel in emergency response techniques, including anti-terrorism, through curriculum development, research, and educational activities.					
FTE/Total Funds		\$ 1.6	\$ -	\$ 0.6	\$ 2.3
Recurring		\$ 1.6	\$ -	\$ -	\$ 1.6
Nonrecurring		\$ -	\$ -	\$ 0.6	\$ 0.6
ABLE Grants - Access to Better Learning and Education					
Provides tuition assistance to Florida residents who are pursuing an undergraduate postsecondary education at eligible for-profit and non-profit independent colleges in Florida. The number of students and the amount of each award are established annually in the General Appropriations Act.					
FTE/Total Funds		\$ 2.6	\$ -	\$ 1.4	\$ 3.9
Recurring		\$ 2.6	\$ -	\$ -	\$ 2.6
Nonrecurring		\$ -	\$ -	\$ 1.4	\$ 1.4
Historically Black Private Colleges					
Funds are provided to increase student access, retention, and graduation rates at Florida's private historically black colleges: Bethune-Cookman University, Edward Waters College, and Florida Memorial University. Funds are also provided for Library Resources for the purchase of books and other library materials.					
FTE/Total Funds		\$ 6.8	\$ -	\$ 3.0	\$ 9.8
Recurring		\$ 6.8	\$ -	\$ -	\$ 6.8
Nonrecurring		\$ -	\$ -	\$ 3.0	\$ 3.0
First Accredited Medical School - University of Miami					
Funds subsidize the cost for Florida residents who are enrolled in the University of Miami Medical School. Funds are also provided for cancer research and the PhD program in biomedical science.					
FTE/Total Funds		\$ 4.9	\$ -	\$ 2.2	\$ 7.2
Recurring		\$ 4.9	\$ -	\$ -	\$ 4.9
Nonrecurring		\$ -	\$ -	\$ 2.2	\$ 2.2
Academic Program Contracts					
Funds subsidize the cost for Florida residents enrolled in high priority or unique disciplines at Florida's private colleges and universities. Contracts are based on disciplines that require additional capacity or are not available in a certain geographic area within the State University System.					
FTE/Total Funds		\$ 0.8	\$ -	\$ -	\$ 0.8
Recurring		\$ 0.8	\$ -	\$ -	\$ 0.8
Nonrecurring		\$ -	\$ -	\$ -	\$ -
Regional Diabetes Center - University of Miami					
Provides diabetes education to patients, medical students, and medical professionals.					
FTE/Total Funds		\$ 0.4	\$ -	\$ -	\$ 0.4
Recurring		\$ 0.4	\$ -	\$ -	\$ 0.4
Nonrecurring		\$ -	\$ -	\$ -	\$ -
Florida Resident Access Grant					

	FY 2009-10 Total Budget				
	FTE	General Revenue	State Trust Funds	Federal Trust Funds	Total Budget
Provides tuition assistance grants for Florida resident undergraduate students who attend eligible independent, non-profit Florida colleges and universities. The number of students and the award amount are established annually in the General Appropriations Act.					
FTE/Total Funds		\$ 58.3	\$ -	\$ 25.9	\$ 84.2
Recurring		\$ 58.3	\$ -	\$ -	\$ 58.3
Nonrecurring		\$ -	\$ -	\$ 25.9	\$ 25.9
Nova Southeastern University - Health Programs					
Funds subsidize the cost for Florida residents enrolled in the health fields of osteopathy, optometry, pharmacy, or nursing.					
FTE/Total Funds		\$ 3.5	\$ -	\$ 1.7	\$ 5.1
Recurring		\$ 3.5	\$ -	\$ -	\$ 3.5
Nonrecurring		\$ -	\$ -	\$ 1.7	\$ 1.7
Lake Erie College of Osteopathic Medicine (LECOM)					
Funds subsidize the cost of tuition paid by Florida residents who are enrolled in the osteopathy or pharmacy programs at the Florida branch of LECOM.					
FTE/Total Funds		\$ 0.8	\$ -	\$ 0.3	\$ 1.1
Recurring		\$ 0.8	\$ -	\$ -	\$ 0.8
Nonrecurring		\$ -	\$ -	\$ 0.3	\$ 0.3
Private Colleges and Universities Totals					
FTE/Total Funds	0	\$ 79.7	\$ -	\$ 35.1	\$ 114.8
Recurring		\$ 79.7	\$ -	\$ -	\$ 79.7
Nonrecurring		\$ -	\$ -	\$ 35.1	\$ 35.1
Division of Vocational Rehabilitation					
Salaries & Benefits					
Funds are used for the salaries and benefits of 1007 state employees. General revenue funds are used as a state match for the federal/state Vocational Rehabilitation Program. Funds included under State Trust Funds are used to support employees working in the Injured Worker Program.					
FTE/Total Funds	1,007	\$ 9.3	\$ 4.5	\$ 36.1	\$ 49.9
Recurring		\$ 9.3	\$ 4.5	\$ 36.1	\$ 49.9
Nonrecurring		\$ -	\$ -	\$ -	\$ -
Other Personal Services					
Funds are used for salaries of temporary employees.					
FTE/Total Funds		\$ -	\$ 0.1	\$ 3.0	\$ 3.1
Recurring		\$ -	\$ 0.1	\$ 0.8	\$ 0.9
Nonrecurring		\$ -	\$ -	\$ 2.2	\$ 2.2
Expenses					
Funds the purchase of usual, ordinary, and incidental expenditures. Such purchases are of a consumable, expendable nature or may be tangible property of a nonconsumable, nonexpendable nature if the value or cost is less than \$1,000 and the normal expected life is less than one year.					
FTE/Total Funds		\$ -	\$ 0.9	\$ 10.5	\$ 11.4
Recurring		\$ -	\$ 0.9	\$ 10.0	\$ 10.9
Nonrecurring		\$ -	\$ -	\$ 0.5	\$ 0.5
Adults with Disabilities					
This is a state program that provides educational and recreational experiences for adults with disabilities. Funds are designed for individuals who may not have work as a goal and/or may not be able to be mainstreamed in traditional educational settings. General revenue is appropriated in this line item; however, cannot be used as state match for the federal/state Vocational Rehabilitation program. Vocational Rehabilitation distributes funds to 40 school districts and 10 Florida colleges through a grant process. Funding allocations are listed in the General Appropriations Act.					
FTE/Total Funds		\$ 14.6	\$ -	\$ -	\$ 14.6
Recurring		\$ 14.6	\$ -	\$ -	\$ 14.6
Nonrecurring		\$ -	\$ -	\$ -	\$ -
Florida Endowment for Vocational Rehabilitation					
Funds are used by the Florida Endowment for Vocational Rehabilitation (the Able Trust) to support local High School/High Tech programs. The program is nationally recognized for assisting students with disabilities to remain in high school through graduation and continue to postsecondary education.					
FTE/Total Funds		\$ 0.3	\$ -	\$ -	\$ 0.3
Recurring		\$ 0.3	\$ -	\$ -	\$ 0.3
Nonrecurring		\$ -	\$ -	\$ -	\$ -
Operating Capital Outlay					
Operating Capital Outlay funds are primarily used to upgrade technological equipment for the day to day operations of the Division.					
FTE/Total Funds		\$ -	\$ 0.0	\$ 0.6	\$ 0.7
Recurring		\$ -	\$ 0.0	\$ 0.5	\$ 0.5
Nonrecurring		\$ -	\$ -	\$ 0.1	\$ 0.1
Contracted Services					
Contracted Services funds are used for a variety of ongoing activities to either support the Division, to support customers, or to distribute funds to "pass-through" agencies. Contractors include Florida Alliance for Assistive Services and Technology (FAAST), Independent Living Council, Florida Rehabilitation Council, and University of South Florida/ Rehabilitation Engineering Services.					
FTE/Total Funds		\$ 0.4	\$ 3.2	\$ 8.1	\$ 11.7

(dollars in millions)

	FY 2009-10 Total Budget				
	FTE	General Revenue	State Trust Funds	Federal Trust Funds	Total Budget
Recurring		\$ 0.4	\$ 3.2	\$ 6.9	\$ 10.6
Nonrecurring		\$ -	\$ -	\$ 1.2	\$ 1.2
Independent Living Services					
The Independent Living Program is a federal/state program that operates 17 Centers for Independent Living located around the state. The Centers provide services to assist individuals with disabilities to live independently in the community.					
FTE/Total Funds		\$ 1.3	\$ -	\$ 5.3	\$ 6.5
Recurring		\$ 1.3	\$ -	\$ 4.6	\$ 5.9
Nonrecurring		\$ -	\$ -	\$ 0.7	\$ 0.7
Purchased Client Services					
The Purchased Client Services category is used for the direct services to customers served in the federal/state Vocational Rehabilitation Program. Services are provided to individuals with disabilities to overcome barriers to employment. Examples of services include medical and mental rehabilitation services, education and training, job placement, etc. General Revenue funds are used as a state match for the federal/state Vocational Rehabilitation program. The state provides 21.3% of the award to a 78.7% federal investment.					
FTE/Total Funds		\$ 26.0	\$ -	\$ 97.0	\$ 123.0
Recurring		\$ 26.0	\$ -	\$ 82.0	\$ 108.0
Nonrecurring		\$ -	\$ -	\$ 15.0	\$ 15.0
Risk Management					
Funds the Vocational Rehabilitation portion of the state's casualty insurance premium.					
FTE/Total Funds		\$ -	\$ 0.0	\$ 0.3	\$ 0.4
Recurring		\$ -	\$ 0.0	\$ 0.3	\$ 0.4
Nonrecurring		\$ -	\$ -	\$ -	\$ -
Human Resource Services Purchased Per Statewide Contract					
Appropriation to support the state personnel system. General revenue appropriated in this line item is used as state match for the federal/state Vocational Rehabilitation Program.					
FTE/Total Funds		\$ 0.1	\$ 0.0	\$ 0.3	\$ 0.4
Recurring		\$ 0.1	\$ 0.0	\$ 0.3	\$ 0.4
Nonrecurring		\$ -	\$ -	\$ -	\$ -
Data Processing - Other Data Processing					
This category is used for the comprehensive management information system and statewide network that is used to support the federal/state Vocational Rehabilitation program. This system maintains all customer case data and is the primary source of data for state and federal accountability. General revenue appropriated in this line item is used as state match for the federal/state Vocational Rehabilitation Program.					
FTE/Total Funds		\$ 0.2	\$ -	\$ 0.8	\$ 0.9
Recurring		\$ 0.2	\$ -	\$ 0.5	\$ 0.7
Nonrecurring		\$ -	\$ -	\$ 0.3	\$ 0.3
Data Processing - Education Technology Information Service					
This category is used to pay the Educational Data Center in the Department of Education for its supportive services for networking, e-mail, etc.					
FTE/Total Funds		\$ -	\$ 0.0	\$ 0.3	\$ 0.3
Recurring		\$ -	\$ 0.0	\$ 0.3	\$ 0.3
Nonrecurring		\$ -	\$ -	\$ -	\$ -
Data Processing - Southwood Shared Resource Center					
Funds are used to purchase data processing services.					
FTE/Total Funds		\$ -	\$ 0.2	\$ -	\$ 0.2
Recurring		\$ -	\$ 0.2	\$ -	\$ 0.2
Nonrecurring		\$ -	\$ -	\$ -	\$ -
Vocational Rehab Totals					
FTE/Total Funds	1,007	\$ 52.1	\$ 9.2	\$ 162.2	\$ 223.5
Recurring		\$ 52.1	\$ 9.2	\$ 142.3	\$ 203.6
Nonrecurring		\$ -	\$ -	\$ 19.9	\$ 19.9
Division of Blind Services					
Salaries & Benefits					
Provides salaries and benefits for 300 FTE employees.					
FTE/Total Funds	300	\$ 4.0	\$ -	\$ 9.4	\$ 13.5
Recurring		\$ 4.0	\$ -	\$ 9.4	\$ 13.5
Nonrecurring		\$ -	\$ -	\$ -	\$ -
Other Personal Services					
Funding for hourly and contract employees.					
FTE/Total Funds		\$ 0.1	\$ 0.0	\$ 0.3	\$ 0.4
Recurring		\$ 0.1	\$ 0.0	\$ 0.3	\$ 0.4
Nonrecurring		\$ -	\$ -	\$ -	\$ -
Expenses					
Funds the purchase of usual, ordinary, and incidental expenditures. Such purchases are of a consumable, expendable nature or may be tangible property of a non-consumable, nonexpendable nature if the value or cost is less than \$1,000 and the normal expected life is less than one year.					
FTE/Total Funds		\$ 0.4	\$ 0.1	\$ 2.7	\$ 3.2
Recurring		\$ 0.4	\$ 0.1	\$ 2.7	\$ 3.2

(dollars in millions)

	FY 2009-10 Total Budget				Total Budget
	FTE	General Revenue	State Trust Funds	Federal Trust Funds	
Nonrecurring		\$ -	\$ -	\$ -	\$ -
Community Rehabilitation Facilities					
Funds non-vocational rehabilitation and transition services provided by community rehabilitation facilities for older adults and children.					
FTE/Total Funds		\$ 0.8	\$ -	\$ 4.5	\$ 5.4
Recurring		\$ 0.8	\$ -	\$ 4.5	\$ 5.4
Nonrecurring		\$ -	\$ -	\$ -	\$ -
Operating Capital Outlay					
Funds the purchase of tangible property (computers, furniture, equipment, etc.) of a non-consumable and nonexpendable nature, the value or cost of which is \$1,000 or more and the normal expected life of which is one year or more.					
FTE/Total Funds		\$ 0.1	\$ -	\$ 0.2	\$ 0.3
Recurring		\$ 0.1	\$ -	\$ 0.2	\$ 0.3
Nonrecurring		\$ -	\$ -	\$ -	\$ -
Food Products					
The Daytona Beach Rehabilitation Center provides instruction in food preparation to clients who need daily independent living skills and to clients who are training to become future licensed facility operators of snack bars and cafeterias in state and federal buildings. This appropriation funds the purchase of food products for this center.					
FTE/Total Funds		\$ -	\$ -	\$ 0.2	\$ 0.2
Recurring		\$ -	\$ -	\$ 0.2	\$ 0.2
Nonrecurring		\$ -	\$ -	\$ -	\$ -
Acquisition of Motor Vehicles					
Funds transportation for clients and staff services at the Daytona Beach Rehabilitation Center.					
FTE/Total Funds		\$ -	\$ -	\$ 0.1	\$ 0.1
Recurring		\$ -	\$ -	\$ 0.1	\$ 0.1
Nonrecurring		\$ -	\$ -	\$ -	\$ -
Client Services					
Funds services that enable blind and severely visually impaired adults to live more independently in their homes and communities.					
FTE/Total Funds		\$ 8.5	\$ 0.3	\$ 24.7	\$ 33.4
Recurring		\$ 8.5	\$ 0.3	\$ 16.5	\$ 25.3
Nonrecurring		\$ -	\$ -	\$ 8.2	\$ 8.2
Contracted Services					
This category funds contracts for services in support of employment for Floridians who are blind or have severe visual impairments. Contracted services include the time and effort of the contractor rather than specific commodities. Such contracted services include engineering modifications related to an individual's vehicle, home, and/or work; loan services to assist in obtaining technology; and job development and placement.					
FTE/Total Funds		\$ 0.1	\$ -	\$ 0.4	\$ 0.4
Recurring		\$ 0.1	\$ -	\$ 0.4	\$ 0.4
Nonrecurring		\$ -	\$ -	\$ -	\$ -
Risk Management Insurance					
Funds the Blind Services' portion of the state's casualty insurance premium.					
FTE/Total Funds		\$ 0.0	\$ -	\$ 0.2	\$ 0.2
Recurring		\$ 0.0	\$ -	\$ 0.2	\$ 0.2
Nonrecurring		\$ -	\$ -	\$ -	\$ -
Library Services					
Serves Floridians who cannot use regular print due to a visual, physical, or reading disability.					
FTE/Total Funds		\$ 0.1	\$ 0.1	\$ -	\$ 0.2
Recurring		\$ 0.1	\$ 0.1	\$ -	\$ 0.2
Nonrecurring		\$ -	\$ -	\$ -	\$ -
Vending Stands - Equipment and Supplies					
Funds the purchase of vending equipment and supplies for eligible blind Floridians under the Little Randolph Sheppard Act. Equipment is used to provide job opportunities in the food service sector in locations such as state and federal building snack bars and cafeterias and highway and non-highway vending machines.					
FTE/Total Funds		\$ -	\$ 0.6	\$ 1.5	\$ 2.1
Recurring		\$ -	\$ 0.6	\$ 1.5	\$ 2.1
Nonrecurring		\$ -	\$ -	\$ -	\$ -
Human Resource Services Purchased Per Statewide Contract					
Funds Blind Services' portion of Human Resource costs.					
FTE/Total Funds		\$ 0.0	\$ 0.0	\$ 0.1	\$ 0.1
Recurring		\$ 0.0	\$ 0.0	\$ 0.1	\$ 0.1
Nonrecurring		\$ -	\$ -	\$ -	\$ -
Data Processing Services - Other Data Processing Services					
Funds data processing services provided by non-state entities. Currently, this category is used to fund the costs associated with maintaining the Division's Client Rehabilitation Information System (CRIS). This system allows the Division to access and maintain client records and prepare and submit required federal reports.					
FTE/Total Funds		\$ -	\$ -	\$ 0.9	\$ 0.9
Recurring		\$ -	\$ -	\$ 0.9	\$ 0.9
Nonrecurring		\$ -	\$ -	\$ -	\$ -

(dollars in millions)

	FY 2009-10 Total Budget				Total Budget
	FTE	General Revenue	State Trust Funds	Federal Trust Funds	
Data Processing Services - Regional Data Centers					
Funds data processing services provided by regional data centers located at state universities. The total is \$16,965.					
FTE/Total Funds		\$ 0.0	\$ -	\$ 0.0	\$ 0.0
Recurring		\$ 0.0	\$ -	\$ 0.0	\$ 0.0
Nonrecurring		\$ -	\$ -	\$ -	\$ -
Data Processing Services - Education Technology and Information Services					
This category funds the data processing costs associated with the Department of Education Data Center.					
FTE/Total Funds		\$ -	\$ -	\$ 0.2	\$ 0.2
Recurring		\$ -	\$ -	\$ 0.2	\$ 0.2
Nonrecurring		\$ -	\$ -	\$ -	\$ -
Blind Services Totals					
FTE/Total Funds	300	\$ 14.2	\$ 1.0	\$ 45.4	\$ 60.6
Recurring		\$ 14.2	\$ 1.0	\$ 37.3	\$ 52.5
Nonrecurring		\$ -	\$ -	\$ 8.2	\$ 8.2
Workforce Education					
The Workforce Education budget entity includes federal and state funds for the purpose of providing students the access, knowledge, skills, and abilities necessary to meet the needs of industry workforce demands. These programs are provided through school district adult education programs.					
Performance-Based Incentives					
Funds are awarded to districts based on performance, including program completions, student success on assessments, and employment.					
FTE/Total Funds		\$ 5.3	\$ -	\$ -	\$ 5.3
Recurring		\$ 5.1	\$ -	\$ -	\$ 5.1
Nonrecurring		\$ 0.2	\$ -	\$ -	\$ 0.2
Adult Basic Education Federal Flow-Through Funds					
Provides spending authority for federal funds awarded through the Workforce Investment Act. The funds provide adult basic and secondary education, literacy services, workforce readiness skills, correctional education, and education for adults with disabilities and senior adult learners.					
FTE/Total Funds		\$ -	\$ -	\$ 41.6	\$ 41.6
Recurring		\$ -	\$ -	\$ 41.6	\$ 41.6
Nonrecurring		\$ -	\$ -	\$ -	\$ -
Workforce Development					
Funds the basic operation of school district adult programs including direct instruction, student services, and school level administration. Adult programs include both postsecondary career and technical education and adult general education.					
FTE/Total Funds		\$ 349.0	\$ 3.8	\$ 24.5	\$ 377.3
Recurring		\$ 339.6	\$ 3.8	\$ 0.0	\$ 343.5
Nonrecurring		\$ 9.4	\$ -	\$ 24.5	\$ 33.8
Vocational Formula Funds					
Provides spending authority for federal funds awarded through the Carl D. Perkins Vocational and Technical Education Act. This funding supplements the efforts of states to improve and expand career and technical education (CTE).					
FTE/Total Funds		\$ -	\$ -	\$ 77.1	\$ 77.1
Recurring		\$ -	\$ -	\$ 77.1	\$ 77.1
Nonrecurring-Operating		\$ -	\$ -	\$ -	\$ -
Business Partnerships/Skill Assessment and Training					
Funds the Ready to Work program, which uses pre- and post-assessments to identify specific skills that indicate a competence level to enter a specific occupation and to provide targeted instruction in the specific skills for which a student has not demonstrated mastery.					
FTE/Total Funds		\$ 7.0	\$ -	\$ -	\$ 7.0
Recurring		\$ 3.0	\$ -	\$ -	\$ 3.0
Nonrecurring		\$ 4.0	\$ -	\$ -	\$ 4.0
Workforce Education Totals					
FTE/Total Funds	0	\$ 361.3	\$ 3.8	\$ 143.2	\$ 508.3
Recurring		\$ 347.8	\$ 3.8	\$ 118.7	\$ 470.3
Nonrecurring		\$ 13.5	\$ -	\$ 24.5	\$ 38.0
Florida College System					
The Division of Florida Colleges represents the 28 colleges of Florida's College System. These public educational institutions are operated by boards of trustees under statutory authority and rules of the State Board of Education. Statute requires that postsecondary academic and career education programs and adult general education programs have first priority in funding. All funds listed under Federal Trust Funds are federal stimulus funds.					
Lottery Funds					
Provides discretionary lottery funds for Florida's community colleges.					
FTE/Total Funds		\$ -	\$ 117.0	\$ -	\$ 117.0
Recurring		\$ -	\$ 117.0	\$ -	\$ 117.0
Nonrecurring		\$ -	\$ -	\$ -	\$ -
Community Colleges Program Fund					


	FY 2009-10 Total Budget				Total Budget
	FTE	General Revenue	State Trust Funds	Federal Trust Funds	
Provides funding for the basic operations of Florida's colleges. Funds are allocated to each college based on a formula approved by all of the college presidents.					
FTE/Total Funds		\$ 841.6	\$ -	\$ 82.6	\$ 924.2
Recurring		\$ 812.5	\$ -	\$ -	\$ 812.5
Nonrecurring		\$ 29.1	\$ -	\$ 82.6	\$ 111.7
Baccalaureate Programs					
Provides funds to Broward College, Chipola College, Daytona State College, Edison State College, Florida State College at Jacksonville, Indian River State College, State College of Florida Manatee-Sarasota, Miami Dade College, Northwest Florida State College, Palm Beach Community College, Polk State College, St. Petersburg College, Santa Fe College, and Seminole Community College, which have been authorized to award baccalaureate degrees.					
FTE/Total Funds		\$ 8.8	\$ -	\$ 0.7	\$ 9.5
Recurring		\$ 8.5	\$ -	\$ -	\$ 8.5
Nonrecurring		\$ 0.3	\$ -	\$ 0.7	\$ 1.0
Commission on Community Service					
The Florida Commission on Community Service (FCCS) administers 50 AmeriCorps Programs throughout Florida. FCCS awards grants to local community agencies from federal funding that comes through the Corporation for National and Community Service.					
FTE/Total Funds		\$ 0.6	\$ -	\$ -	\$ 0.6
Recurring		\$ 0.6	\$ -	\$ -	\$ 0.6
Nonrecurring		\$ -	\$ -	\$ -	\$ -
Grants and Aids - Distance Learning					
The Florida Distance Learning Consortium coordinates statewide distance learning initiatives and operates the higher education distance learning course catalogue. Additional funding is provided through the State University System budget.					
FTE/Total Funds		\$ 0.3	\$ -	\$ -	\$ 0.3
Recurring		\$ 0.3	\$ -	\$ -	\$ 0.3
Nonrecurring		\$ -	\$ -	\$ -	\$ -
Community Colleges Totals					
FTE/Total Funds	0	\$ 851.3	\$ 117.0	\$ 83.3	\$ 1,051.6
Recurring		\$ 821.9	\$ 117.0	\$ -	\$ 938.9
Nonrecurring		\$ 29.4	\$ -	\$ 83.3	\$ 112.7

**State Universities & Private Colleges Appropriations Committee
Trust Funds**

#	Trust Fund	LAS/PBS Fund #	Controlling Statutory Authority	Purpose of Trust Fund	Specific Revenue Source(s)	2009-10 Appropriations	Budget Entities
1	ADMINISTRATIVE TF	48-2-021	ss. 215.32 & 1001.282, F.S.	To provide for department-wide management activities	Indirect cost reimbursement from federal grants	\$572,473	Voc Rehab, BI Svcs,
2	EDUCATION & GENERAL STUDENT & OTHER FEES TF	48-2-164	s. 1011.4106, F.S.	To account for student tuition and fees which support university instruction & research	Student tuition and other miscellaneous fees	\$1,180,053,086	State Univ
3	EDUCATIONAL ENHANCEMENT TF	48-2-178	ss. 24.121, 1010.70, & 551.106, F.S.	To fund public education programs including endowments, scholarships, matching funds, direct grants, research & economic development related to education, salary enhancement, contracts with independent institutions, or other education programs	Lottery proceeds, tax on slot machine revenues	\$776,187,684	Fin Aid, Workforce, FL Colleges, State Univ
4	DIVISION OF UNIVERSITIES FACILITY CONSTRUCTION ADMINISTRATIVE TF	48-2-222	s. 1013.65, F.S.	To support administrative costs associated with education fixed capital outlay programs	Public Education Capital Outlay & Debt Service Trust Fund	\$979,242	Bd Governors
5	STATE STUDENT FINANCIAL ASSISTANCE TF	48-2-240	s. 1010.73, F.S.	To fund student financial aid programs	State revenue, federal receipts, and private donations	\$5,192,529	Fin Aid
6	FEDERAL GRANTS TF	48-2-261	s. 215.32, F.S.	To administer receipts and disbursements of federal funding sources and grants	Federal funds	\$453,869,994 [\$327,100,000 ARRA]	Priv Coll, Fin Aid, Workforce, FL Colleges, State Univ, Bd Governors
7	FEDERAL REHABILITATION TF	48-2-270	s. 413.44, F.S.	To administer programs that support employment and increased independence for persons with disabilities	Federal funds	\$207,084,757 [\$28,039,416 ARRA]	Voc Rehab, BI Svcs,
8	GRANTS & DONATIONS TF	48-2-339	ss. 215.32 & 413.44, F.S.	To assist blind individuals to maximize employment opportunities and increase independence and self-sufficiency	Grants, gifts, and bequests	\$1,002,188	BI Svcs
9	STUDENT LOAN OPERATING TF	48-2-397	s. 1009.86, F.S.	To support operational expenses of federal student loan programs and student financial assistance programs and to fund need-based scholarships	Loan processing and issuance fees, account maintenance fees, default aversion fees, and guaranty agency retention fees	\$7,499,414	Fin Aid
10	OPERATIONS AND MAINTENANCE TF	48-2-516	s. 215.32, F.S.	To provide a depository for racing scholarship funds	Charity Racing Day proceeds under s. 550.0351, F.S.	\$20,000	Bd Governors
11	PHOSPHATE RESEARCH TF	48-2-530	s. 1010.85, F.S.	To support research conducted by the Florida Institute of Phosphate Research	Severance tax on phosphate	\$7,304,684	State Univ
12	WORKERS' COMPENSATION ADMINISTRATION TF	48-2-795	s. 1010.87, F.S.	To administer programs for the rehabilitation and reemployment of injured workers.	Transfers from the Department of Financial Services from assessments on compensation insurance carriers and self-insurers and a biennial directory listing fee assessed to qualified rehabilitation providers	\$9,175,066	Voc Rehab

Committee Trust Funds Total \$2,648,941,117

FY 2009-10 - GAA
Education Sections



**Sections 1 and 2 ONLY
Education Sections
(pages 1 – 47)**

LAWS OF FLORIDA
Fiscal Year 2009-2010
General Appropriations Act
and Implementing Bill

Chapter 2009-81, GAA (SB 2600)

**Chapter 2009-82,
Implementing Bill (SB 2602)**

CHAPTER 2009-81

Senate Bill No. 2600

An act making appropriations; providing moneys for the annual period beginning July 1, 2009, and ending June 30, 2010, to pay salaries, and other expenses, capital outlay - buildings, and other improvements, and for other specified purposes of the various agencies of State government; providing an effective date.

Be It Enacted by the Legislature of the State of Florida:

The moneys contained herein are appropriated from the named funds for Fiscal Year 2009-2010 to the State agency indicated, as the amounts to be used to pay the salaries, other operational expenditures, and fixed capital outlay of the named agencies, and are in lieu of all moneys appropriated for these purposes in other sections of the Florida Statutes.

SECTION 1 - EDUCATION ENHANCEMENT "LOTTERY" TRUST FUND

The moneys contained herein are appropriated from the Education Enhancement "Lottery" Trust Fund to the state agencies indicated.

EDUCATION, DEPARTMENT OF

Funds provided in sections 1 and 2 of this act as Grants and Aids-Special Categories or as Grants and Aids-Aid to Local Governments may be advanced quarterly throughout the fiscal year based on projects, grants, contracts, and allocation conference documents. Of the funds provided in Specific Appropriations 3, 4, 5, 55, 60, 63 through 69, and 140 for student financial assistance, 60 percent shall be released at the beginning of the first quarter and the balance at the beginning of the third quarter.

PROGRAM: EDUCATION - FIXED CAPITAL OUTLAY

1	FIXED CAPITAL OUTLAY	
	CLASSROOMS FIRST AND 1997 SCHOOL CAPITAL	
	OUTLAY BOND PROGRAMS - OPERATING FUNDS AND	
	DEBT SERVICE	
	FROM EDUCATIONAL ENHANCEMENT TRUST	
	FUND	166,957,717

Funds in Specific Appropriation 1 are for the cash and debt service requirements of the Classrooms First and 1997 School Capital Outlay Bond programs established in Chapter 97-384, Laws of Florida.

Funds in Specific Appropriation 1 shall be transferred using nonoperating budget authority into the Lottery Capital Outlay and Debt Service Trust Fund, pursuant to section 1013.71, Florida Statutes, for the payment of debt service and projects. There is appropriated from the Lottery Capital Outlay and Debt Service Trust Fund, an amount sufficient to enable the payment of debt service resulting from these transfers.

2	FIXED CAPITAL OUTLAY	
	DEBT SERVICE - CLASS SIZE REDUCTION	
	LOTTERY CAPITAL OUTLAY PROGRAM	
	FROM EDUCATIONAL ENHANCEMENT TRUST	
	FUND	151,922,482

Funds provided in Specific Appropriation 2 shall be transferred using nonoperating budget authority to the Lottery Capital Outlay and Debt Service Trust Fund, pursuant to section 1013.71, Florida Statutes, for the payment of debt service. There is appropriated from the Lottery Capital Outlay and Debt Service Trust Fund, an amount sufficient to enable the payment of debt service resulting from these transfers.

Funds provided in Specific Appropriation 2 are for Fiscal Year 2009-2010 debt service on all bonds authorized pursuant to section 1013.737, Florida Statutes, including any other continuing payments necessary or incidental to the repayment of the bonds. These funds may be used to refinance any or all bond series if it is in the best interest of the state as determined by the Division of Bond Finance.

SECTION 1 - EDUCATION ENHANCEMENT

TOTAL: PROGRAM: EDUCATION - FIXED CAPITAL OUTLAY	
FROM TRUST FUNDS	318,880,199
TOTAL ALL FUNDS	318,880,199

OFFICE OF STUDENT FINANCIAL ASSISTANCE

PROGRAM: STUDENT FINANCIAL AID PROGRAM - STATE

3 SPECIAL CATEGORIES	
GRANTS AND AIDS - FLORIDA'S BRIGHT FUTURES	
SCHOLARSHIP PROGRAM	
FROM EDUCATIONAL ENHANCEMENT TRUST	
FUND	418,878,452

From the funds in Specific Appropriation 3, the award per credit hour or credit hour equivalent for the 2009-2010 academic year shall be as follows:

Four-Year Institutions	
Academic Scholars Award.....	\$126
Medallion Scholars Award.....	\$95
Gold Seal Vocational Scholars Award.....	\$95
Two-Year Institutions	
Academic Scholars Award.....	\$78
Medallion Scholars Award.....	\$78
Gold Seal Vocational Scholars Award.....	\$59

The additional stipend for Top Scholars shall be \$54 per credit hour.

4 SPECIAL CATEGORIES	
FIRST GENERATION IN COLLEGE MATCHING GRANT	
PROGRAM	
FROM EDUCATIONAL ENHANCEMENT TRUST	
FUND	6,848,120

From the funds provided in Specific Appropriation 4, \$1,700,000 shall be allocated to First Generation in College Matching Grant Programs at community colleges. If required matching funds are not raised by participating community colleges by December 1, 2009, the remaining funds shall be reallocated to First Generation in College Matching Grant Programs at state universities which have remaining unmatched private contributions.

5 FINANCIAL ASSISTANCE PAYMENTS	
STUDENT FINANCIAL AID	
FROM EDUCATIONAL ENHANCEMENT TRUST	
FUND	28,500,696

The funds in Specific Appropriation 5 are provided for the Florida Student Assistance Grant (FSAG) public full-time and part-time program and are allocated in Specific Appropriation 67.

TOTAL: PROGRAM: STUDENT FINANCIAL AID PROGRAM - STATE	
FROM TRUST FUNDS	454,227,268
TOTAL ALL FUNDS	454,227,268

PUBLIC SCHOOLS, DIVISION OF

PROGRAM: STATE GRANTS/K-12 PROGRAM - FEFP

5A AID TO LOCAL GOVERNMENTS	
GRANTS AND AIDS - FLORIDA EDUCATIONAL	
FINANCE PROGRAM	
FROM EDUCATIONAL ENHANCEMENT TRUST	
FUND	9,036,490

Funds provided in Specific Appropriation 5A are allocated in Specific Appropriation 76.

6 AID TO LOCAL GOVERNMENTS	
GRANTS AND AIDS - CLASS SIZE REDUCTION	
FROM EDUCATIONAL ENHANCEMENT TRUST	
FUND	189,849,480

Funds in Specific Appropriations 6 and 77 are provided to implement

SECTION 1 - EDUCATION ENHANCEMENT

the requirements of sections 1003.03 and 1011.685, Florida Statutes. The class size reduction allocation factor for grades pre-kindergarten to 3 shall be \$1,311.73, for grades 4 to 8 shall be \$894.73, and for grades 9 to 12 shall be \$896.89. The class size reduction allocation shall be recalculated based on enrollment through the October 2009 FTE survey. If the total class size reduction allocation is greater than the appropriation in Specific Appropriations 6 and 77, funds shall be prorated to the level of the appropriation based on each district's calculated amount.

Funds in Specific Appropriations 6 and 77 shall be distributed to school districts that have provided sufficient information for the Commissioner of Education to set annual district class size reduction goals. The Commissioner of Education may withhold disbursement of these funds until a district is in compliance with reporting information required for class size reduction implementation.

7 AID TO LOCAL GOVERNMENTS
GRANTS AND AIDS - DISTRICT LOTTERY AND SCHOOL RECOGNITION PROGRAM
FROM EDUCATIONAL ENHANCEMENT TRUST
FUND 129,914,030

Funds in Specific Appropriation 7 are provided for the Florida School Recognition Program to be allocated as awards of up to \$75 per student to qualified schools pursuant to section 1008.36, Florida Statutes.

If there are funds remaining after payment to qualified schools, up to \$5 per unweighted student shall be allocated to be used at the discretion of the school advisory council pursuant to sections 24.121 (5) and 1001.452, Florida Statutes. If funds are insufficient to provide \$5 per student, the available funds shall be prorated.

TOTAL: PROGRAM: STATE GRANTS/K-12 PROGRAM - FEFP
FROM TRUST FUNDS 328,800,000
TOTAL ALL FUNDS 328,800,000

PROGRAM: WORKFORCE EDUCATION

9 AID TO LOCAL GOVERNMENTS
WORKFORCE DEVELOPMENT
FROM EDUCATIONAL ENHANCEMENT TRUST
FUND 3,828,526

Funds in Specific Appropriation 9 are provided for school district workforce education programs as defined in section 1004.02 (26), Florida Statutes, and are allocated in Specific Appropriation 111.

COMMUNITY COLLEGES, DIVISION OF

PROGRAM: COMMUNITY COLLEGE PROGRAMS

10 AID TO LOCAL GOVERNMENTS
GRANTS AND AIDS - COMMUNITY COLLEGE
LOTTERY FUNDS
FROM EDUCATIONAL ENHANCEMENT TRUST
FUND 116,959,158

Funds provided in Specific Appropriation 10 shall be allocated as follows:

Table listing college names and their corresponding fund amounts: Brevard Community College (4,350,428), Broward College (8,268,508), Central Florida Community College (2,308,614), Chipola College (1,085,813), Daytona State College (5,626,890), Edison State College (2,705,885), Florida State College at Jacksonville (8,637,290), Florida Keys Community College (678,715), Gulf Coast Community College (2,083,578), Hillsborough Community College (5,642,881), Indian River State College (5,129,165), Lake City Community College (1,447,364), Lake-Sumter Community College (1,254,437), State College of Florida, Manatee-Sarasota (2,456,661), Miami Dade College (19,248,371).

SECTION 1 - EDUCATION ENHANCEMENT

North Florida Community College.....	736,499
Northwest Florida State College.....	2,005,836
Palm Beach Community College.....	5,897,712
Pasco-Hernando Community College.....	2,192,288
Pensacola Junior College.....	3,920,481
Polk State College.....	2,148,571
St. Johns River Community College.....	1,924,868
St. Petersburg College.....	6,777,857
Santa Fe College.....	4,049,217
Seminole Community College.....	4,071,129
South Florida Community College.....	1,811,091
Tallahassee Community College.....	3,370,451
Valencia Community College.....	7,128,558

UNIVERSITIES, DIVISION OF

PROGRAM: EDUCATIONAL AND GENERAL ACTIVITIES

Funds in Specific Appropriations 11 through 12C shall be expended in accordance with operating budgets which must be approved by each university's board of trustees.

11 AID TO LOCAL GOVERNMENTS	
GRANTS AND AIDS - EDUCATION AND GENERAL	
ACTIVITIES	
FROM EDUCATIONAL ENHANCEMENT TRUST	
FUND	173,816,968

Funds in Specific Appropriation 11 shall be allocated as follows:

University of Florida.....	30,696,528
Florida State University.....	26,539,058
Florida A&M University.....	10,188,211
University of South Florida.....	24,269,747
University of South Florida, St. Petersburg.....	1,156,995
University of South Florida, Sarasota/Manatee.....	1,005,093
University of South Florida, Polytechnic.....	341,913
Florida Atlantic University.....	14,001,547
University of West Florida.....	5,532,667
University of Central Florida.....	24,474,865
Florida International University.....	21,082,081
University of North Florida.....	8,968,320
Florida Gulf Coast University.....	4,945,119
New College of Florida.....	614,824

Each university board of trustees may allocate the institution's Educational Enhancement Trust Funds across the Education and General Activities category and other program categories. Each board of trustees shall provide to the Board of Governors the allocation by grants and aids category prior to October 1, 2009.

12 AID TO LOCAL GOVERNMENTS	
GRANTS AND AIDS - IFAS (INSTITUTE OF FOOD	
AND AGRICULTURAL SCIENCE)	
FROM EDUCATIONAL ENHANCEMENT TRUST	
FUND	12,533,877

12A AID TO LOCAL GOVERNMENTS	
GRANTS AND AIDS - UNIVERSITY OF SOUTH	
FLORIDA MEDICAL CENTER	
FROM EDUCATIONAL ENHANCEMENT TRUST	
FUND	8,436,061

From the funds provided in Specific Appropriation 12A, \$5,000,000 is provided to increase the base funding for the instructional costs of the Doctor of Medicine Degree Program. The funds are contingent upon the university submitting an expenditure plan detailing how the funds will be used to support medical education. The plan must be submitted to the Board of Governors prior to the disbursement of the funds.

12B AID TO LOCAL GOVERNMENTS	
GRANTS AND AIDS - UNIVERSITY OF FLORIDA	
HEALTH CENTER	
FROM EDUCATIONAL ENHANCEMENT TRUST	
FUND	5,796,416

SECTION 1 - EDUCATION ENHANCEMENT

12C AID TO LOCAL GOVERNMENTS	
GRANTS AND AIDS - FLORIDA STATE UNIVERSITY	
MEDICAL SCHOOL	
FROM EDUCATIONAL ENHANCEMENT TRUST	
FUND	589,410
TOTAL: PROGRAM: EDUCATIONAL AND GENERAL ACTIVITIES	
FROM TRUST FUNDS	201,172,732
TOTAL ALL FUNDS	201,172,732
TOTAL OF SECTION 1	
FROM TRUST FUNDS	1,423,867,883
TOTAL ALL FUNDS	1,423,867,883

SECTION 2 - EDUCATION (ALL OTHER FUNDS)

SPECIFIC
APPROPRIATION

The moneys contained herein are appropriated from the named funds to the Department of Education as the amounts to be used to pay the salaries, other operational expenditures and fixed capital outlay.

EDUCATION, DEPARTMENT OF

Funding provided in Specific Appropriations 24 through 149 from State Fiscal Stabilization Funds authorized in the American Recovery and Reinvestment Act of 2009 is contingent upon the approval of the State's application and request for any necessary waivers of maintenance of effort requirements by the United States Department of Education. The Department of Education, or Board of Governors as appropriate, shall provide guidance to school districts and institutions of higher education regarding the inclusion or exclusion of State Fiscal Stabilization Funds with general fund revenues for the purpose of required state and federal reporting.

If it is determined that any entity designated to receive an appropriation from State Fiscal Stabilization Funds is ineligible to receive such funds in accordance with the American Recovery and Reinvestment Act of 2009, the Executive Office of the Governor may adjust allocations from state funds and State Fiscal Stabilization Funds among eligible recipients, based upon the recommendation of the Department of Education or Board of Governors as appropriate, in a manner that ensures the combined total of state funds and State Fiscal Stabilization Funds remains consistent with the intent of the General Appropriations Act. Any such adjustments shall be subject to the notice and objection requirements of section 216.17, Florida Statutes.

The receipt of funds provided in Specific Appropriations 24 through 149 from federal stimulus grants authorized in the American Recovery and Reinvestment Act of 2009 by an eligible recipient are contingent upon the recipient's agreement to fully comply with the application and reporting requirements established by the Department of Education or the Board of Governors, as applicable.

PROGRAM: EDUCATION - FIXED CAPITAL OUTLAY

The Legislature hereby finds and determines that the items and sums designated in Specific Appropriations 13 through 23 shall constitute authorized capital outlay projects within the meaning and as required by section 9(a)(2), Article XII of the State Constitution, as amended, and any other law. In accordance therewith, the moneys in the following items are authorized to be expended for the enumerated authorized capital outlay projects.

The sum designated for each project is the maximum sum to be expended for each specified phase of the project from funds accruing under section 9(a)(2), Article XII of the State Constitution. The scope of each project shall be planned so that the amounts specified shall not be exceeded, or any excess in costs shall be funded by sources other than this appropriation. Such excess costs may be funded from the Public Education Capital Outlay and Debt Service Trust Fund only as a result of fund transfers pursuant to section 216.292 (4)(c), Florida Statutes. Each project shall be constructed on the site specified. If existing facilities and acquisition of new sites are a part of these projects, each such building and site must be certified to be free of contamination, asbestos, and other hazardous materials before the facility or site may be acquired. The provisions of section 216.301 (2), Florida Statutes, shall apply to all capital outlay funds appropriated to the Public Education Capital Outlay and Debt Service Trust Fund for the Fiscal Year 2009-2010 appropriation, and shall also apply to the funds appropriated in Specific Appropriations 13 through 23.

The Governor's Office of Policy and Budget shall establish Fixed Capital Outlay budget authority within appropriate accounts to enable expenditure of funds appropriated for the state universities, the Florida School for the Deaf and the Blind, public school districts, community colleges, public broadcasting, and the Division of Blind Services.

SECTION 2 - EDUCATION (ALL OTHER FUNDS)

13	FIXED CAPITAL OUTLAY STATE UNIVERSITY SYSTEM CONSTRUCTION PROJECTS FROM ANCILLARY FACILITIES CONSTRUCTION TRUST FUND	141,000,000
13A	FIXED CAPITAL OUTLAY LAKE WALES CHARTER SCHOOLS FROM PUBLIC EDUCATION CAPITAL OUTLAY AND DEBT SERVICE TRUST FUND	500,000
14	FIXED CAPITAL OUTLAY MAINTENANCE, REPAIR, RENOVATION, AND REMODELING FROM GENERAL REVENUE FUND 6,868,403 FROM PUBLIC EDUCATION CAPITAL OUTLAY AND DEBT SERVICE TRUST FUND	132,676,401

Funds in Specific Appropriation 14 shall be allocated in accordance with section 1013.64(1), Florida Statutes, as follows:

Public Schools.....	41,734,698
Community Colleges.....	15,988,860
State University System.....	25,708,780
Charter Schools.....	56,112,466

Funds in Specific Appropriation 14 for Charter Schools shall be distributed pursuant to section 1013.62, Florida Statutes.

15	FIXED CAPITAL OUTLAY SURVEY RECOMMENDED NEEDS - PUBLIC SCHOOLS FROM PUBLIC EDUCATION CAPITAL OUTLAY AND DEBT SERVICE TRUST FUND	6,254,738
----	--	-----------

From the funds in Specific Appropriation 15, up to \$6,254,738 shall be distributed to university developmental research schools and allocated in accordance with section 1002.32(9)(e), Florida Statutes. The remaining funds shall be allocated to school districts and university developmental research schools in accordance with section 1013.64(1), Florida Statutes.

16	FIXED CAPITAL OUTLAY COMMUNITY COLLEGE PROJECTS FROM PUBLIC EDUCATION CAPITAL OUTLAY AND DEBT SERVICE TRUST FUND	84,221,380
----	---	------------

Funds in Specific Appropriation 16 shall be allocated as follows:

BREVARD COMMUNITY COLLEGE	
Gen ren/rem, Infrastructure and Site Improvements.....	2,518,760
BROWARD COLLEGE	
Gen ren/rem, Infrastructure and Site Improvements.....	2,167,116
Rem/rem Bldgs 6 & 22 w/ Adds - Central (ce).....	1,791,922
Health Science Simulation Center, Central (ce).....	3,420,967
CENTRAL FLORIDA COMMUNITY COLLEGE	
Gen ren/rem, Infrastructure and Site Improvements.....	748,292
Rem/rem Instructional Ctr Ph2 w/mat-Citrus (ce).....	2,003,763
CHIPOLA COLLEGE	
Gen ren/rem, Infrastructure and Site Improvements.....	565,197
Replace WF Dev Bldg-life safe&struc, Chiller-Main (pc)....	250,000
DAYTONA STATE COLLEGE	
Gen ren/rem, Infrastructure and Site Improvements.....	900,000
Curb Arts Education Center w/match-Daytona (pc).....	137,886
EDISON STATE COLLEGE	
Gen ren/rem, Infrastructure and Site Improvements.....	857,402
Rem/rem Clsrms/Lab Bldgs & LRC-Lee & Collier (pc).....	375,000
Allied Health Sci & Clsrms Bldg w/mat-Collier (pc).....	1,375,000
Health Sciences Annex addition-Main (ce).....	1,640,176
FLORIDA STATE COLLEGE AT JACKSONVILLE	
Gen ren/rem, Infrastructure and Site Improvements.....	2,411,088
Rem/rem Clsrms/Labs Bldgs N,P,Q,R,U & Wlw/addn-South (ce)..	1,129,601
FLORIDA KEYS COMMUNITY COLLEGE	
Gen ren/rem, Infrastructure and Site Improvements.....	245,608
Marine Propulsion Bldg-Main (pc).....	1,394,013
GULF COAST COMMUNITY COLLEGE	
Gen ren/rem, Infrastructure and Site Improvements.....	464,780
Corporate & Tech Training Ctr w/match-Main (ce).....	700,000

SECTION 2 - EDUCATION (ALL OTHER FUNDS)

HILLSBOROUGH COMMUNITY COLLEGE		
Gen ren/rem, Infrastructure and Site Improvements.....		949,018
Rem/rem Clsrms/Labs Bldg 601 & 602-Brandon (ce).....		533,400
INDIAN RIVER STATE COLLEGE		
Gen ren/rem, Infrastructure and Site Improvements.....		854,060
LAKE CITY COMMUNITY COLLEGE		
Gen ren/rem, Infrastructure and Site Improvements.....		544,565
Library/Audio-Visual Facility - Main (ce).....		500,000
LAKE-SUMTER COMMUNITY COLLEGE		
Gen ren/rem, Infrastructure and Site Improvements.....		417,772
Telecom/Utilities Infrastructure-Collegewide (pc).....		750,000
STATE COLLEGE OF FLORIDA, MANATEE-SARASOTA		
Gen ren/rem, Infrastructure and Site Improvements.....		858,231
Clstrm/Lab MedTech Bldg w/mat-Lakewd Rch (ce).....		1,045,586
MIAMI DADE COLLEGE		
Ren ren/rem, Infrastructure and Site Improvements.....		4,906,359
Rem/rem New space/Clstrms/Labs/Sup Svcs-West (pc).....		1,725,000
Rem/rem Cls/Labs/Sup Svcs Bldg 1,2,3,5,7&13-N (pc).....		525,000
Clstrm,Lab,Student Union,Supp Svcs Fac-Wolfson (ce).....		5,750,000
NORTH FLORIDA COMMUNITY COLLEGE		
Gen ren/rem, Infrastructure and Site Improvements.....		258,686
NORTHWEST FLORIDA STATE COLLEGE		
Gen ren/rem, Infrastructure and Site Improvements.....		576,709
PALM BEACH COMMUNITY COLLEGE		
Gen ren/rem, Infrastructure and Site Improvements.....		1,634,162
Rem/rem Clsrms/Labs-110,111,205&230-Lk Worth (ce).....		750,000
Public Safety Training Center, LW (ce).....		1,500,000
PASCO-HERNANDO COMMUNITY COLLEGE		
Gen ren/rem, Infrastructure and Site Improvements.....		1,088,709
Clstrms/Labs/Sup Svcs - Wesley Chapel Center (c).....		1,640,853
Clstrms/Labs/Sup Svcs - Spring Hill (ce).....		3,000,000
PENSACOLA JUNIOR COLLEGE		
Gen ren/rem, Infrastructure and Site Improvements.....		1,385,735
POLK STATE COLLEGE		
Gen ren/rem, Infrastructure and Site Improvements.....		859,981
Rem/Ren Learning Resource Center-Main (pc).....		1,300,000
ST. JOHNS RIVER COMMUNITY COLLEGE		
Gen ren/rem, Infrastructure and Site Improvements.....		506,778
Health/Sci Prototype Building-St. Augustine (ce).....		600,000
St. Augustine Site Development (pc).....		900,000
ST. PETERSBURG COLLEGE		
Gen ren/rem, Infrastructure and Site Improvements.....		1,875,773
Ren/Rem, Em repl Chill water loop, infra-CL (c).....		1,500,000
Rem/rem Soc Sci Bldg,Nat Sci w/addn & Bus Tech-CL (pc).....		522,371
Rem/rem Cls/Labs/Inst Supp Ph 2 w/addn-DT (c).....		1,163,227
SANTA FE COLLEGE		
Gen ren/rem, Infrastructure and Site Improvements.....		921,630
Alachua Center Construction, Phase I (ce).....		1,500,000
SEMINOLE COMMUNITY COLLEGE		
Gen ren/rem, Infrastructure and Site Improvements.....		509,490
SCC/UCF Joint Use Facility (ce).....		1,245,335
Student Service Building (partial).....		250,000
Rem/rem Bldg L & F to Cls/Lab/Off-Main (c).....		651,942
SOUTH FLORIDA COMMUNITY COLLEGE		
Gen ren/rem, Infrastructure and Site Improvements.....		530,425
Rem/rem/add Fine Arts Facility-Main (ce).....		4,885,531
TALLAHASSEE COMMUNITY COLLEGE		
Gen ren/rem, Infrastructure and Site Improvements.....		766,061
Allied Health Education Ctr w/match - Main (ce).....		2,355,460
VALENCIA COMMUNITY COLLEGE		
Gen ren/rem, Infrastructure and Site Improvements.....		1,368,476
Maj Ren/Rem,Emg repl-Chill w/loop,infrastr-East (pc).....		2,718,484
Library & High Tech Bldg 4 - Osceola (spc).....		1,000,000
17 FIXED CAPITAL OUTLAY		
STATE UNIVERSITY SYSTEM PROJECTS		
FROM GENERAL REVENUE FUND	4,000,000	
FROM PUBLIC EDUCATION CAPITAL		
OUTLAY AND DEBT SERVICE TRUST FUND		100,855,904

Funds in Specific Appropriation 17 shall be allocated as follows:

UF Util/Infras/Capital Renewal/Roofs (P,C,E).....	11,837,733
FSU Util/Infras/Capital Renewal/Roofs (P,C,E).....	4,653,726
FSU Academic Support Building (P)	2,000,000
FSU Library Information Commons (P).....	1,000,000
FSU FAMU-FSU College of Engineering III-Joint Use (P).....	985,665
FSU College of Law Remodeling & Expansion (P,C).....	600,000

SECTION 2 - EDUCATION (ALL OTHER FUNDS)

FSU Applied Sciences Building (P,C,E).....	1,000,000
FSU Dittmer Building Remodeling (P,C,E).....	2,000,000
FAMU Util/Infras/Capital Renew/Roofs (P,C,E).....	1,692,775
FAMU FAMU-FSU College of Engineering III-Joint Use (P).....	985,665
FAMU Gore Education Complex Remodeling (P,C).....	5,614,099
USF Util/Infras/Capital Renew/Roofs (P,C,E).....	5,000,000
USF Sarasota/Manatee Util/Infras/Capital Renew/Roofs(P,C,E)	375,000
USF USF St. Pete. Util/Infras/Capital Renew/Roofs (P,C,E)..	400,000
USF Interdisciplinary Science Teaching & Research Fac (C,E)	4,944,801
USF USF Polytechnic New Campus Phase I (C,E).....	11,417,200
USF SUS FIO Research Vessel.....	2,093,830
FAU Util/Infras/Capital Renew/Roofs (P,C,E).....	2,429,132
FAU FAU/UF Joint Use Facility - Davie (E).....	1,452,239
FAU General Classroom/Engineering Building (E).....	2,315,443
FAU General Classroom Facility-Phase I (E).....	942,661
FAU FAU/SCRIPPS Joint Use Facility Exp. - Jupiter (P,C,E)..	2,000,000
UWF Util/Infras/Capital Renewal/Roofs (P,C,E).....	3,992,660
UCF Util/Infras/Capital Renewal/Roofs (P,C,E).....	5,251,319
UCF Physical Sciences Building Phase II (E).....	3,285,500
UCF Partnership III Building (C,E).....	1,205,554
FIU Util/Infras/Capital Renewal/Roofs (P,C,E).....	5,142,603
FIU Student Academic Support Center - UP (C,E).....	1,686,722
UNF Util/Infras/Capital Renewal/Roofs (P,C,E).....	2,021,330
UNF Science & Humanities Building Ph. II (P,C,E).....	5,585,435
FGCU Util/Infras/Capital Renewal/Roofs (P,C,E).....	5,263,875
FGCU Classrooms/Offices/Labs Academic 8 (P,C).....	3,000,000
NEWC Util/Infras/Capital Renewal/Roofs (P,C,E).....	2,680,937

18 FIXED CAPITAL OUTLAY
 SPECIAL FACILITY CONSTRUCTION ACCOUNT
 FROM PUBLIC EDUCATION CAPITAL
 OUTLAY AND DEBT SERVICE TRUST FUND 12,762,458

Funds in Specific Appropriation 18 shall be allocated in accordance with section 1013.64(2), Florida Statutes, to the following projects:

Calhoun County - New High School.....	12,274,731
Wakulla County - New PreK-5 School.....	487,727

Funds in Specific Appropriation 18 for a new high school in Calhoun County may be used to pay for prior years' professional design services rendered and site acquisition directly related to this project.

19 FIXED CAPITAL OUTLAY
 DEBT SERVICE
 FROM CAPITAL IMPROVEMENTS FEE
 TRUST FUND 28,500,000
 FROM PUBLIC EDUCATION CAPITAL
 OUTLAY AND DEBT SERVICE TRUST FUND 963,300,000
 FROM SCHOOL DISTRICT AND COMMUNITY
 COLLEGE DISTRICT CAPITAL OUTLAY
 AND DEBT SERVICE TRUST FUND 98,185,025

Funds in Specific Appropriation 19 from the School District and Community College District Capital Outlay and Debt Service Trust Fund are for Fiscal Year 2009-2010 debt service on bonds authorized pursuant to the School Capital Outlay Amendment, subsection (d), section 9, Article XII of the Constitution of Florida, and any other continuing payments necessary or incidental to the repayment of the bonds. These funds may be used to refinance any or all series if it is in the best interest of the state as determined by the Division of Bond Finance. If the debt service appropriated for this program in Specific Appropriation 19 is insufficient due to interest rate changes, issuance timing, or other circumstances, the amount of the insufficiency is appropriated from the School District and Community College District Capital Outlay and Debt Service Trust Fund.

20 FIXED CAPITAL OUTLAY
 GRANTS AND AIDS - SCHOOL DISTRICT AND
 COMMUNITY COLLEGE
 FROM SCHOOL DISTRICT AND COMMUNITY
 COLLEGE DISTRICT CAPITAL OUTLAY
 AND DEBT SERVICE TRUST FUND 28,000,000

SECTION 2 - EDUCATION (ALL OTHER FUNDS)

21 FIXED CAPITAL OUTLAY
 FLORIDA SCHOOL FOR THE DEAF AND BLIND -
 CAPITAL PROJECTS
 FROM PUBLIC EDUCATION CAPITAL
 OUTLAY AND DEBT SERVICE TRUST FUND 13,160,619

Funds in Specific Appropriation 21 are for the following projects:

Major Renovations and New Construction..... 9,600,000
 Building Maintenance..... 3,233,290
 Campus-wide Site Infrastructure..... 323,329
 Facilities Master Plan..... 4,000

22 FIXED CAPITAL OUTLAY
 DIVISION OF BLIND SERVICES - CAPITAL
 PROJECTS
 FROM PUBLIC EDUCATION CAPITAL
 OUTLAY AND DEBT SERVICE TRUST FUND 4,062,500

Funds in Specific Appropriation 22 are to construct, renovate, or
 replace several buildings at the Daytona Beach Rehabilitation Center.

23 FIXED CAPITAL OUTLAY
 PUBLIC BROADCASTING PROJECTS
 FROM PUBLIC EDUCATION CAPITAL
 OUTLAY AND DEBT SERVICE TRUST FUND 4,806,000

Funds in Specific Appropriation 23 are for the following projects:

WUFT-TV/FM Expansion..... 4,000,000
 WEDU-TV/FM Facility Renovation..... 581,000
 WFIT/FM Relocation and Renovation Planning..... 225,000

TOTAL: PROGRAM: EDUCATION - FIXED CAPITAL OUTLAY
 FROM GENERAL REVENUE FUND 10,868,403
 FROM TRUST FUNDS 1,618,285,025
 TOTAL ALL FUNDS 1,629,153,428

VOCATIONAL REHABILITATION

Funds in Specific Appropriations 25, 26, 29 through 32, and 35 from the
 Federal Rehabilitation Trust Fund include \$19,885,106 from the American
 Recovery and Reinvestment Act of 2009.

APPROVED SALARY RATE 35,823,228

24 SALARIES AND BENEFITS POSITIONS 1,007.00
 FROM GENERAL REVENUE FUND 9,255,992
 FROM ADMINISTRATIVE TRUST FUND 196,452
 FROM FEDERAL REHABILITATION TRUST
 FUND 35,849,326
 FROM WORKERS' COMPENSATION
 ADMINISTRATION TRUST FUND 4,531,717

For funds in Specific Appropriations 24 through 37 for the
 Vocational Rehabilitation Program, the Department of Education is the
 designated state agency for purposes of compliance with the Federal
 Rehabilitation Act of 1973, as amended.

If the department identifies additional resources that may be used to
 maximize federal matching funds for the Vocational Rehabilitation
 Program, the department shall submit a budget amendment prior to the
 expenditure of the funds, in accordance with the provisions of chapter
 216, Florida Statutes.

25 OTHER PERSONAL SERVICES
 FROM FEDERAL REHABILITATION TRUST
 FUND 2,994,763
 FROM WORKERS' COMPENSATION
 ADMINISTRATION TRUST FUND 125,742

26 EXPENSES
 FROM FEDERAL REHABILITATION TRUST
 FUND 10,490,022
 FROM WORKERS' COMPENSATION
 ADMINISTRATION TRUST FUND 941,142

SECTION 2 - EDUCATION (ALL OTHER FUNDS)

27 AID TO LOCAL GOVERNMENTS
 GRANTS AND AIDS - ADULTS WITH DISABILITIES
 FUNDS
 FROM GENERAL REVENUE FUND 14,556,949

Funds provided in Specific Appropriation 27 shall be distributed to community colleges and school districts for programs serving adults with disabilities. Programs that were funded in Fiscal Year 2008-2009 will be eligible for continuation funding if the program has made satisfactory progress and the application reflects effective use of resources as defined by the Department of Education. The department has the authority to redistribute any funds due to unsatisfactory progress, ineffective use of resources, or discontinued programs.

From the funds in Specific Appropriation 27, provided that satisfactory progress was made during the 2008-2009 fiscal year, \$13,468,204 is provided for school district adult handicapped programs and shall be allocated as follows:

Alachua.....	38,657
Baker.....	169,749
Bay.....	151,712
Bradford.....	55,079
Brevard.....	472,441
Broward.....	1,437,615
Charlotte.....	54,704
Citrus.....	118,111
Collier.....	40,731
Columbia.....	40,600
De Soto.....	252,723
Escambia.....	230,654
Flagler.....	836,114
Gadsden.....	424,459
Gulf.....	33,218
Hardee.....	47,050
Hernando.....	79,076
Hillsborough.....	447,603
Jackson.....	1,590,258
Jefferson.....	60,095
Lake.....	27,964
Leon.....	897,931
Martin.....	321,997
Miami-Dade.....	1,755,584
Monroe.....	81,542
Orange.....	436,160
Osceola.....	34,414
Palm Beach.....	1,186,525
Pasco.....	14,642
Pinellas.....	584,050
Polk.....	255,267
St. Johns.....	106,480
Santa Rosa.....	38,621
Sarasota.....	683,204
Sumter.....	13,549
Suwannee.....	74,550
Taylor.....	73,704
Union.....	81,186
Wakulla.....	35,848
Washington.....	184,337

From the funds provided in Specific Appropriation 27, provided that satisfactory progress was made during the 2008-2009 fiscal year, \$1,088,745 is provided for community college adult handicapped programs and shall be allocated as follows:

Central Florida Community College.....	30,756
Daytona State College.....	262,120
Florida State College at Jacksonville.....	226,644
Indian River State College.....	120,021
Pensacola Junior College.....	33,218
St. Johns River Community College.....	39,861
Santa Fe College.....	65,330
Seminole Community College.....	57,580
South Florida Community College.....	217,394
Tallahassee Community College.....	35,821

SECTION 2 - EDUCATION (ALL OTHER FUNDS)

28	AID TO LOCAL GOVERNMENTS GRANTS AND AIDS - FLORIDA ENDOWMENT FOUNDATION FOR VOCATIONAL REHABILITATION FROM GENERAL REVENUE FUND	328,292	
29	OPERATING CAPITAL OUTLAY FROM FEDERAL REHABILITATION TRUST FUND FROM WORKERS' COMPENSATION ADMINISTRATION TRUST FUND		616,986 49,601
30	SPECIAL CATEGORIES CONTRACTED SERVICES FROM GENERAL REVENUE FUND FROM FEDERAL REHABILITATION TRUST FUND FROM WORKERS' COMPENSATION ADMINISTRATION TRUST FUND	444,415	8,072,039 3,213,708
31	SPECIAL CATEGORIES INDEPENDENT LIVING SERVICES FROM GENERAL REVENUE FUND FROM FEDERAL REHABILITATION TRUST FUND	1,283,337	5,255,005
<p>Funds provided in Specific Appropriation 31 shall be allocated to the Centers for Independent Living and shall be distributed according to the formula in the State Plan for Independent Living. From the Federal Rehabilitation Trust Fund allocation, \$3,382,359 shall be funded from Social Security reimbursements (program income) provided that the Social Security reimbursements are available.</p>			
32	SPECIAL CATEGORIES PURCHASED CLIENT SERVICES FROM GENERAL REVENUE FUND FROM FEDERAL REHABILITATION TRUST FUND	26,018,630	96,987,847
33	SPECIAL CATEGORIES RISK MANAGEMENT INSURANCE FROM FEDERAL REHABILITATION TRUST FUND FROM WORKERS' COMPENSATION ADMINISTRATION TRUST FUND		386,922 34,330
34	SPECIAL CATEGORIES TRANSFER TO DEPARTMENT OF MANAGEMENT SERVICES - HUMAN RESOURCES SERVICES PURCHASED PER STATEWIDE CONTRACT FROM GENERAL REVENUE FUND FROM FEDERAL REHABILITATION TRUST FUND FROM WORKERS' COMPENSATION ADMINISTRATION TRUST FUND	74,883	281,690 33,259
35	DATA PROCESSING SERVICES OTHER DATA PROCESSING SERVICES FROM GENERAL REVENUE FUND FROM FEDERAL REHABILITATION TRUST FUND	154,316	765,762
36	DATA PROCESSING SERVICES EDUCATION TECHNOLOGY AND INFORMATION SERVICES FROM FEDERAL REHABILITATION TRUST FUND FROM WORKERS' COMPENSATION ADMINISTRATION TRUST FUND		314,544 3,610
37	DATA PROCESSING SERVICES SOUTHWOOD SHARED RESOURCE CENTER FROM WORKERS' COMPENSATION ADMINISTRATION TRUST FUND		240,474

SECTION 2 - EDUCATION (ALL OTHER FUNDS)

TOTAL: VOCATIONAL REHABILITATION		
FROM GENERAL REVENUE FUND	52,116,814	
FROM TRUST FUNDS		171,384,941
TOTAL POSITIONS	1,007.00	
TOTAL ALL FUNDS		223,501,755

BLIND SERVICES, DIVISION OF

APPROVED SALARY RATE	10,002,503	
38 SALARIES AND BENEFITS POSITIONS	300.00	
FROM GENERAL REVENUE FUND	4,013,127	
FROM ADMINISTRATIVE TRUST FUND		355,713
FROM FEDERAL REHABILITATION TRUST FUND		9,070,767
39 OTHER PERSONAL SERVICES		
FROM GENERAL REVENUE FUND	145,801	
FROM FEDERAL REHABILITATION TRUST FUND		290,354
FROM GRANTS AND DONATIONS TRUST FUND		10,047
40 EXPENSES		
FROM GENERAL REVENUE FUND	422,055	
FROM ADMINISTRATIVE TRUST FUND		16,091
FROM FEDERAL REHABILITATION TRUST FUND		2,672,588
FROM GRANTS AND DONATIONS TRUST FUND		44,395
41 AID TO LOCAL GOVERNMENTS		
GRANTS AND AIDS - COMMUNITY REHABILITATION FACILITIES		
FROM GENERAL REVENUE FUND	846,220	
FROM FEDERAL REHABILITATION TRUST FUND		4,522,207
42 OPERATING CAPITAL OUTLAY		
FROM GENERAL REVENUE FUND	54,294	
FROM FEDERAL REHABILITATION TRUST FUND		235,198
43 FOOD PRODUCTS		
FROM FEDERAL REHABILITATION TRUST FUND		200,000
44 SPECIAL CATEGORIES		
ACQUISITION OF MOTOR VEHICLES		
FROM FEDERAL REHABILITATION TRUST FUND		100,000
45 SPECIAL CATEGORIES		
GRANTS AND AIDS - CLIENT SERVICES		
FROM GENERAL REVENUE FUND	8,522,011	
FROM FEDERAL REHABILITATION TRUST FUND		24,660,806
FROM GRANTS AND DONATIONS TRUST FUND		252,746

Funds in Specific Appropriation 45 from the Federal Rehabilitation Trust Fund include \$8,154,310 from the American Recovery and Reinvestment Act of 2009.

From the funds in Specific Appropriation 45, clients formerly served by the Radio Reading Service shall be transitioned to the Newsline Program under the purview of the Division of Blind Services. The Department of Education shall request that the public radio stations providing the Radio Reading Service inform Radio Reading Service clients of the transition.

46 SPECIAL CATEGORIES		
CONTRACTED SERVICES		
FROM GENERAL REVENUE FUND	56,140	
FROM FEDERAL REHABILITATION TRUST FUND		375,000

SECTION 2 - EDUCATION (ALL OTHER FUNDS)

47	SPECIAL CATEGORIES RISK MANAGEMENT INSURANCE FROM GENERAL REVENUE FUND	7,228	
	FROM FEDERAL REHABILITATION TRUST FUND		282,940
48	SPECIAL CATEGORIES LIBRARY SERVICES FROM GENERAL REVENUE FUND	89,735	
	FROM GRANTS AND DONATIONS TRUST FUND		100,000
49	SPECIAL CATEGORIES VENDING STANDS - EQUIPMENT AND SUPPLIES FROM FEDERAL REHABILITATION TRUST FUND		1,500,000
	FROM GRANTS AND DONATIONS TRUST FUND		595,000
50	SPECIAL CATEGORIES TRANSFER TO DEPARTMENT OF MANAGEMENT SERVICES - HUMAN RESOURCES SERVICES PURCHASED PER STATEWIDE CONTRACT FROM GENERAL REVENUE FUND	4,336	
	FROM ADMINISTRATIVE TRUST FUND		3,364
	FROM FEDERAL REHABILITATION TRUST FUND		110,000
51	DATA PROCESSING SERVICES OTHER DATA PROCESSING SERVICES FROM FEDERAL REHABILITATION TRUST FUND		923,280
52	DATA PROCESSING SERVICES REGIONAL DATA CENTERS - STATE UNIVERSITY SYSTEM FROM GENERAL REVENUE FUND	1,127	
	FROM FEDERAL REHABILITATION TRUST FUND		15,838
53	DATA PROCESSING SERVICES EDUCATION TECHNOLOGY AND INFORMATION SERVICES FROM FEDERAL REHABILITATION TRUST FUND		162,503
TOTAL:	BLIND SERVICES, DIVISION OF FROM GENERAL REVENUE FUND	14,162,074	
	FROM TRUST FUNDS		46,498,837
	TOTAL POSITIONS	300.00	
	TOTAL ALL FUNDS		60,660,911

PROGRAM: PRIVATE COLLEGES AND UNIVERSITIES

Prior to the disbursement of funds in Specific Appropriations 54, 56 through 59, 61, and 62, each institution shall submit a proposed expenditure plan to the Department of Education pursuant to the requirements of section 1011.521, Florida Statutes.

Funds appropriated in Specific Appropriations 54 through 57 and 60 through 62 from the Federal Grants Trust Fund are State Fiscal Stabilization Funds (Discretionary).

54	SPECIAL CATEGORIES GRANTS AND AIDS - MEDICAL TRAINING AND SIMULATION LABORATORY FROM GENERAL REVENUE FUND	1,644,493	
	FROM FEDERAL GRANTS TRUST FUND		633,000
55	SPECIAL CATEGORIES ABLE GRANTS (ACCESS TO BETTER LEARNING AND EDUCATION) FROM GENERAL REVENUE FUND	2,552,287	
	FROM FEDERAL GRANTS TRUST FUND		1,394,750

Funds in Specific Appropriation 55 are provided to support 4,001

SECTION 2 - EDUCATION (ALL OTHER FUNDS)

students at \$986 per student and shall be administered pursuant to section 1009.891, Florida Statutes. The Office of Student Financial Assistance may prorate the award and provide a lesser amount in the second term if the funds appropriated are insufficient to provide a full award to all eligible students.

56 SPECIAL CATEGORIES		
HISTORICALLY BLACK PRIVATE COLLEGES		
FROM GENERAL REVENUE FUND	6,816,514	
FROM FEDERAL GRANTS TRUST FUND		3,016,000

Funds in Specific Appropriation 56 from the General Revenue Fund shall be allocated as follows:

Bethune-Cookman University.....	2,543,065
Edward Waters College.....	1,976,680
Florida Memorial University.....	2,202,103
Library Resources.....	94,666

Funds in Specific Appropriation 56 from the Federal Grants Trust Fund shall be allocated as follows:

Bethune-Cookman University.....	1,125,191
Edward Waters College.....	874,592
Florida Memorial University.....	974,331
Library Resources.....	41,886

Funds provided in Specific Appropriation 56 shall not be expended on promotional materials or on staff development. Each institution shall provide an exact accounting of expenditures to the Department of Education.

Funds in Specific Appropriation 56 for Library Resources shall be used for the purchase of books and other related library materials pursuant to section 1006.59, Florida Statutes. Funds shall be allocated equally to Bethune-Cookman University, Edward Waters College, and Florida Memorial University.

57 SPECIAL CATEGORIES		
GRANTS AND AIDS - FIRST ACCREDITED MEDICAL SCHOOL UNIVERSITY OF MIAMI		
FROM GENERAL REVENUE FUND	4,946,237	
FROM FEDERAL GRANTS TRUST FUND		2,205,000

Funds in Specific Appropriation 57 from the General Revenue Fund shall be allocated as follows:

Cancer Research.....	1,030,386
PhD Program in Biomedical Science.....	591,351
College of Medicine.....	3,324,500

Funds in Specific Appropriation 57 from the Federal Grants Trust Fund shall be allocated as follows:

Cancer Research.....	459,339
PhD Program in Biomedical Science.....	263,621
College of Medicine.....	1,482,040

Funds provided in Specific Appropriation 57 for the University of Miami, College of Medicine, are to support a minimum of 500 Florida residents enrolled in the College of Medicine. The University shall submit enrollment information to the Department of Education prior to January 1, 2010.

58 SPECIAL CATEGORIES		
ACADEMIC PROGRAM CONTRACTS		
FROM GENERAL REVENUE FUND	781,832	

Funds in Specific Appropriation 58 shall be allocated by the Department of Education to the following private colleges and universities:

University of Miami - Rosenstiel Marine Science.....	143,896
University of Miami - BS and MFA in Motion Pictures.....	255,814
Florida Institute of Technology - BS Engineering and Science Education.....	206,841
Barry University - BS Nursing and MSW Social Work.....	112,286
Nova/Southeastern University - MS Speech Pathology.....	62,995

SECTION 2 - EDUCATION (ALL OTHER FUNDS)

Each institution shall submit enrollment information, by program, to the Department of Education prior to January 1, 2010.

59	SPECIAL CATEGORIES		
	GRANTS AND AIDS - REGIONAL DIABETES CENTER		
	- UNIVERSITY OF MIAMI		
	FROM GENERAL REVENUE FUND	416,685	
60	SPECIAL CATEGORIES		
	FLORIDA RESIDENT ACCESS GRANT		
	FROM GENERAL REVENUE FUND	58,301,709	
	FROM FEDERAL GRANTS TRUST FUND		25,870,000

Funds in Specific Appropriation 60 shall be used for tuition assistance for qualified Florida residents. Funds are provided to support 33,271 students at \$2,529 per student. The Office of Student Financial Assistance may prorate the award and provide a lesser amount in the second term if the funds appropriated are insufficient to provide a full award to all eligible students.

61	SPECIAL CATEGORIES		
	NOVA SOUTHEASTERN UNIVERSITY - HEALTH PROGRAMS		
	FROM GENERAL REVENUE FUND	3,466,492	
	FROM FEDERAL GRANTS TRUST FUND		1,675,000

From the funds provided in Specific Appropriation 61, \$3,364,305 from the General Revenue Fund and \$1,675,000 from the Federal Grants Trust Fund is provided to support Florida residents enrolled in the Osteopathic Medicine, Optometry, Pharmacy, or Nursing programs. The university shall submit student enrollment information, by program, to the Department of Education prior to January 1, 2010. The amount of \$102,187 from the General Revenue Fund is to support rural and unmet needs in these programs.

62	SPECIAL CATEGORIES		
	LECOM / FLORIDA - HEALTH PROGRAMS		
	FROM GENERAL REVENUE FUND	785,106	
	FROM FEDERAL GRANTS TRUST FUND		332,000

Funds in Specific Appropriation 62 shall be used to support Florida residents who are enrolled in the Osteopathic Medicine or Pharmacy Program at the Lake Erie College of Osteopathic Medicine/Bradenton. The college shall submit enrollment information for Florida residents to the Department of Education prior to January 1, 2010.

TOTAL:	PROGRAM: PRIVATE COLLEGES AND UNIVERSITIES		
	FROM GENERAL REVENUE FUND	79,711,355	
	FROM TRUST FUNDS		35,125,750
	TOTAL ALL FUNDS		114,837,105

OFFICE OF STUDENT FINANCIAL ASSISTANCE

PROGRAM: STUDENT FINANCIAL AID PROGRAM - STATE

Funds appropriated in Specific Appropriations 63, 64 and 67 from the Federal Grants Trust Fund are State Fiscal Stabilization Funds (Discretionary).

63	SPECIAL CATEGORIES		
	PREPAID TUITION SCHOLARSHIPS		
	FROM GENERAL REVENUE FUND	3,275,611	
	FROM FEDERAL GRANTS TRUST FUND		912,500
64	SPECIAL CATEGORIES		
	GRANTS AND AIDS - MINORITY TEACHER SCHOLARSHIP PROGRAM		
	FROM GENERAL REVENUE FUND	1,263,442	
	FROM FEDERAL GRANTS TRUST FUND		344,500
66	FINANCIAL ASSISTANCE PAYMENTS		
	MARY MCLEOD BETHUNE SCHOLARSHIP		
	FROM GENERAL REVENUE FUND	372,309	
	FROM STATE STUDENT FINANCIAL ASSISTANCE TRUST FUND		226,442

SECTION 2 - EDUCATION (ALL OTHER FUNDS)

67	FINANCIAL ASSISTANCE PAYMENTS		
	STUDENT FINANCIAL AID		
	FROM GENERAL REVENUE FUND	78,870,830	
	FROM STATE STUDENT FINANCIAL ASSISTANCE TRUST FUND		4,867,420
	FROM FEDERAL GRANTS TRUST FUND		20,110,000
	FROM STUDENT LOAN OPERATING TRUST FUND		1,419,414

The funds in Specific Appropriations 5 and 67 are provided pursuant to the following guidelines:

Florida Student Assistance Grant - Public Full & Part Time.	98,546,590
Florida Student Assistance Grant - Private.....	15,875,417
Florida Student Assistance Grant - Postsecondary.....	11,066,226
Florida Student Assistance Grant - Career Education.....	2,152,840
Children/Spouses of Deceased/Disabled Veterans.....	1,997,365
Florida Work Experience.....	1,569,922
Critical Teacher Shortage Program.....	2,500,000
Rosewood Family Scholarships.....	60,000

From the funds provided in Specific Appropriations 5 and 67, the maximum grant to any student from the Florida Public, Private, Career Education, and Postsecondary Assistance Grant Programs shall be \$2,069.

Any institution that participates in the Florida Student Assistance Grant Program shall report to the Department of Education prior to February 1, 2010, the following loan information for each Stafford and PLUS loan: guarantor, lender, number, amount, and overall total of loans to date for the 2009-2010 fiscal year in the format specified by the Department of Education.

68	FINANCIAL ASSISTANCE PAYMENTS		
	JOSE MARTI SCHOLARSHIP CHALLENGE GRANT		
	FROM GENERAL REVENUE FUND	61,431	
	FROM STATE STUDENT FINANCIAL ASSISTANCE TRUST FUND		98,667

69	FINANCIAL ASSISTANCE PAYMENTS		
	TRANSFER TO THE FLORIDA EDUCATION FUND		
	FROM GENERAL REVENUE FUND	1,987,181	

TOTAL:	PROGRAM: STUDENT FINANCIAL AID PROGRAM - STATE		
	FROM GENERAL REVENUE FUND	85,830,804	
	FROM TRUST FUNDS		27,978,943
	TOTAL ALL FUNDS		113,809,747

PROGRAM: STUDENT FINANCIAL AID PROGRAM - FEDERAL

70	SPECIAL CATEGORIES		
	GRANT AND AIDS - COLLEGE ACCESS CHALLENGE GRANT PROGRAM		
	FROM FEDERAL GRANTS TRUST FUND		3,116,708

71	FINANCIAL ASSISTANCE PAYMENTS		
	STUDENT FINANCIAL AID		
	FROM FEDERAL GRANTS TRUST FUND		2,563,089

72	FINANCIAL ASSISTANCE PAYMENTS		
	TRANSFER DEFAULT FEES TO THE STUDENT LOAN GUARANTY RESERVE TRUST FUND		
	FROM STUDENT LOAN OPERATING TRUST FUND		6,080,000

73	FINANCIAL ASSISTANCE PAYMENTS		
	ROBERT C. BYRD HONORS SCHOLARSHIP		
	FROM FEDERAL GRANTS TRUST FUND		2,391,530

SECTION 2 - EDUCATION (ALL OTHER FUNDS)

TOTAL: PROGRAM: STUDENT FINANCIAL AID PROGRAM - FEDERAL	
FROM TRUST FUNDS	14,151,327
TOTAL ALL FUNDS	14,151,327

EARLY LEARNING

PREKINDERGARTEN EDUCATION

74 SPECIAL CATEGORIES		
TRANSFER VOLUNTARY PREKINDERGARTEN FUNDS		
TO AGENCY FOR WORKFORCE INNOVATION		
FROM GENERAL REVENUE FUND	328,771,580	
FROM FEDERAL GRANTS TRUST FUND		38,017,534

Funds in Specific Appropriation 74 are provided for transfer to the Agency for Workforce Innovation to implement the Voluntary Prekindergarten Education Program as provided in sections 1002.51 through 1002.79, Florida Statutes, and shall be initially allocated to Early Learning Coalitions as indicated below. Pursuant to the provisions of section 1002.71 (3) (a), Florida Statutes, the base student allocation per full-time equivalent student for the school year program for Fiscal Year 2009-2010 shall be \$2,575 and the base student allocation for the summer program shall be \$2,190. The allocation includes 4.85 percent in addition to the base student allocation to fund administrative and other program costs of the Early Learning Coalitions relating to the voluntary prekindergarten education program.

Funds in Specific Appropriation 74 from the General Revenue Fund shall be allocated as follows:

Alachua	3,604,113
Bay, Calhoun, Gulf, Franklin, Washington, Holmes, Jackson... .	4,706,697
Brevard	10,412,673
Broward	33,912,989
Charlotte, DeSoto, Highlands, Hardee	5,086,198
Clay, Nassau, Baker, Bradford	6,412,304
Columbia, Hamilton, Lafayette, Union, Suwannee	2,306,214
Dade, Monroe	45,515,865
Dixie, Gilchrist, Levy, Citrus, Sumter	3,641,943
Duval	21,189,366
Escambia	4,744,693
Hendry, Glades, Collier, Lee	15,745,409
Hillsborough	24,293,667
Lake	5,075,678
Leon, Gadsden, Jefferson, Liberty, Madison, Wakulla, Taylor .	6,605,327
Manatee	5,807,684
Marion	4,765,640
Martin, Okeechobee, Indian River	5,253,809
Okaloosa, Walton	3,864,846
Orange	23,125,033
Osceola	6,015,218
Palm Beach	20,669,001
Pasco, Hernando	11,618,214
Pinellas	13,502,396
Polk	7,438,473
Putnam, St. Johns	3,967,663
St. Lucie	5,289,722
Santa Rosa	2,114,931
Sarasota	4,642,817
Seminole	8,619,102
Volusia, Flagler	8,823,895

Funds in Specific Appropriation 74 from the Federal Grants Trust Fund are State Fiscal Stabilization Funds (Discretionary) and shall be allocated as follows:

Alachua	416,762
Bay, Calhoun, Gulf, Franklin, Washington, Holmes, Jackson... .	544,260
Brevard	1,204,070
Broward	3,921,532
Charlotte, DeSoto, Highlands, Hardee	588,142
Clay, Nassau, Baker, Bradford	741,487
Columbia, Hamilton, Lafayette, Union, Suwannee	266,679
Dade, Monroe	5,263,231
Dixie, Gilchrist, Levy, Citrus, Sumter	421,136
Duval	2,450,234

SECTION 2 - EDUCATION (ALL OTHER FUNDS)

Escambia.....		548,653
Hendry, Glades, Collier, Lee.....		1,820,723
Hillsborough.....		2,809,201
Lake.....		586,927
Leon, Gadsden, Jefferson, Liberty, Madison, Wakulla, Taylor.....		763,807
Manatee.....		671,572
Marion.....		551,075
Martin, Okeechobee, Indian River.....		607,525
Okaloosa, Walton.....		446,912
Orange.....		2,674,066
Osceola.....		695,570
Palm Beach.....		2,390,062
Pasco, Hernando.....		1,343,473
Pinellas.....		1,561,351
Polk.....		860,149
Putnam, St. Johns.....		458,801
St. Lucie.....		611,678
Santa Rosa.....		244,560
Sarasota.....		536,873
Seminole.....		996,671
Volusia, Flagler.....		1,020,352
75 SPECIAL CATEGORIES		
GRANTS AND AIDS- EARLY LEARNING STANDARDS		
AND ACCOUNTABILITY		
FROM GENERAL REVENUE FUND	400,000	
TOTAL: PREKINDERGARTEN EDUCATION		
FROM GENERAL REVENUE FUND	329,171,580	
FROM TRUST FUNDS		38,017,534
TOTAL ALL FUNDS		367,189,114

PUBLIC SCHOOLS, DIVISION OF

PROGRAM: STATE GRANTS/K-12 PROGRAM - FEFP

The calculations of the Florida Education Finance Program (FEFP) for the 2009-2010 fiscal year are incorporated by reference in CS/CS/Senate Bill 1676. The calculations are the basis for the appropriations made in the General Appropriations Act.

76 AID TO LOCAL GOVERNMENTS		
GRANTS AND AIDS - FLORIDA EDUCATIONAL		
FINANCE PROGRAM		
FROM GENERAL REVENUE FUND	5,020,769,389	
FROM FEDERAL GRANTS TRUST FUND		907,920,175
FROM PRINCIPAL STATE SCHOOL TRUST		
FUND		73,385,190

From the general revenue funds in Specific Appropriation 76: \$1,400,000 is contingent upon Senate Bill 1780 becoming law; \$500,000 is contingent upon Senate Bill 1744 becoming law; \$44,500,000 is contingent upon Senate Bill 1750 becoming law; \$675,500,000 is contingent upon Senate Bill 1778 becoming law; \$51,400,000 is contingent upon Senate Bill 1840 becoming law; \$30,100,000 is contingent upon Senate Bill 1806 becoming law; \$5,000,000 is contingent upon Senate Bill 1718 becoming law; \$28,600,000 is contingent upon Senate Bill 1758 becoming law; \$400,000 is contingent upon Senate Bill 1748 becoming law; and \$588,023,958 is contingent upon transfers authorized in Section 59 becoming law and if any portion of the amount transferred in Section 59 does not become law, that portion shall be deducted from the general revenue in Specific Appropriation 76.

From the funds in Specific Appropriation 76 from the Federal Grants Trust Fund, \$875,025,819 is State Fiscal Stabilization Funds (Education) and \$32,894,356 is State Fiscal Stabilization Funds (Discretionary). Each amount shall be allocated in the Florida Education Finance Program based on each district's proportion of total base funding.

Funds provided in Specific Appropriations 5A and 76 shall be allocated using a base student allocation of \$3,630.62 for the FEFP.

Funds provided in Specific Appropriations 5A and 76 for the supplemental allocation for juvenile justice education programs shall be allocated pursuant to the formula provided in section 1011.62(10), Florida Statutes. The allocation factor shall be \$896.83.

SECTION 2 - EDUCATION (ALL OTHER FUNDS)

From the funds provided in Specific Appropriations 5A and 76, juvenile justice education programs shall receive the basic allocation assigned to a juvenile justice student, including ESE special education funding when appropriate. If a school district provides incentive funding for teachers to work in a failing school, then an equal incentive bonus must be provided to teachers teaching in juvenile justice facilities.

The district cost differential (DCD) for each district shall be calculated pursuant to the provisions of section 1011.62(2), Florida Statutes.

From the funds provided in Specific Appropriations 5A and 76, \$35,822,046 is provided for the Sparsity Supplement as defined in section 1011.62(7), Florida Statutes, for school districts of 20,000 and fewer FTE in the 2009-2010 fiscal year.

Total Required Local Effort for Fiscal Year 2009-2010 shall be \$7,801,236,524. The total amount shall include adjustments made for the calculation required in sections 1011.62(4)(a) and (c), Florida Statutes.

The maximum nonvoted discretionary millage which may be levied pursuant to the provisions of section 1011.71(1) and (3), Florida Statutes, as amended by CS/CS/Senate Bill 1676 by district school boards in Fiscal Year 2009-2010 shall be:

- 1. 0.748 mills

If any school district levies the full 0.748 mill levy and it generates an amount of funds per unweighted FTE that is less than the state average amount per unweighted FTE, the school district shall receive from the funds provided in Specific Appropriations 5A and 76, a discretionary millage compression supplement that, when added to the funds generated by the district's 0.748 mill levy, shall be equal to the state average as provided in section 1011.62(5), Florida Statutes.

If any school district chooses to levy an amount not less than 0.498 mills and less than 0.748 mills, a compression supplement shall be calculated on a levy of 0.498. If a 0.498 levy generates an amount of funds per unweighted FTE that is less than the state average amount per unweighted FTE for 0.498 mills, the school district shall receive from the funds provided in Specific Appropriations 5A and 76, a discretionary millage compression supplement that, when added to the funds generated by a 0.498 mill levy, would be equal to the state average as provided in section 1011.62(5), Florida Statutes.

2. In addition, if any school district levies for the 2009-2010 fiscal year, an additional 0.25 mills to meet critical operating needs pursuant to section 1011.71, Florida Statutes, as amended by CS/CS/Senate Bill 1676, and the 0.25 mills generates an amount of funds per unweighted FTE that is less than the state average amount per unweighted FTE, at the time of the third calculation of the FEFP, the school district shall receive from the funds provided in Specific Appropriations 5A and 76, a discretionary millage compression supplement that, when added to the funds generated by the district's 0.25 mill levy, shall be equal to the state average as provided in section 1011.62 (5), Florida Statutes.

Funds provided in Specific Appropriations 5A and 76 are based upon program cost factors for Fiscal Year 2009-2010 as follows:

Table with 4 main categories: 1. Basic Programs (K-3, 4-8, 9-12), 2. Programs for Exceptional Students (Support Level 4, 5), 3. English for Speakers of Other Languages, 4. Programs for Grades 9-12 (Career Education). Includes numerical values for each sub-item.

From the funds in Specific Appropriations 5A and 76, \$981,724,365 is provided to school districts as an Exceptional Student Education (ESE)

SECTION 2 - EDUCATION (ALL OTHER FUNDS)

Guaranteed Allocation as authorized by law to provide educational programs and services for exceptional students. The ESE Guaranteed Allocation funds are provided in addition to the funds for each exceptional student in the per FTE student calculation. Each district's ESE Guaranteed Allocation for the 2009-2010 appropriation shall not be recalculated during the school year. School districts that provided educational services in 2008-2009 for exceptional students who are residents of other districts shall not discontinue providing such services without the prior approval of the Department of Education. Expenditure requirements for the ESE Guaranteed Allocation shall be as prescribed in section 1010.20(3), Florida Statutes, for programs for exceptional students.

From the funds provided in Specific Appropriations 5A and 76, the value of 43.35 weighted FTE students is provided to supplement the funding for severely handicapped students served in ESE programs 254 and 255 when a school district has less than 10,000 FTE student enrollment and less than 3 FTE eligible students per program. The Commissioner of Education shall allocate the value of the supplemental FTE based on documented evidence of the difference in the cost of the service and the amount of funds received in the district's FEFP allocations for the students being served. The supplemental value shall not exceed 3 FTE.

A student in cooperative education or other types of programs incorporating on-the-job training shall not be counted for more than twenty-five (25) hours per week of membership in all programs when calculating full-time student membership, as provided in section 1011.61, Florida Statutes, for funding pursuant to section 1011.62, Florida Statutes.

The Declining Enrollment Supplement shall be calculated based on 25 percent of the decline between prior year and current year unweighted FTE students.

From the funds in Specific Appropriations 5A and 76, \$67,260,840 is provided for Safe Schools activities and shall be allocated as follows: \$65,387 shall be distributed to each district, and the remaining balance shall be allocated as follows: two-thirds based on the latest official Florida Crime Index provided by the Department of Law Enforcement and one-third based on each district's share of the state's total unweighted student enrollment. Safe Schools activities include: (1) after school programs for middle school students; (2) other improvements to enhance the learning environment, including implementation of conflict resolution strategies; (3) alternative school programs for adjudicated youth; (4) suicide prevention programs; and (5) other improvements to make the school a safe place to learn. Each district shall determine, based on a review of its existing programs and priorities, how much of its total allocation to use for each authorized Safe Schools activity.

From the funds in Specific Appropriations 5A and 76, \$637,781,383 is for Supplemental Academic Instruction to be provided throughout the school year pursuant to section 1011.62(1)(f), Florida Statutes. First priority for use of these funds shall be the provision of supplemental intensive instruction, consistent with the Sunshine State Standards, including summer school and intensive English immersion and math instruction, for students in grades 3 and 10 who scored FCAT Level I in FCAT reading or math. Each district's Supplemental Academic Instruction allocation for the 2009-2010 appropriation shall not be recalculated during the school year.

From the funds in Specific Appropriations 5A and 76, \$101,923,720 is provided for a K-12 comprehensive, district-wide system of research-based reading instruction. The amount of \$87,182 shall be allocated to each district and the remaining balance shall be allocated based on each district's proportion of the state total K-12 base funding.

From the funds in Specific Appropriations 5A and 76, \$20,000,000 is provided for the Merit Award Program in section 1012.225, Florida Statutes.

From the funds provided in Specific Appropriations 5A and 76, \$216,031,121 is provided for Instructional Materials including \$11,908,421 for Library Media Materials and \$3,254,969 for the purchase of science lab materials and supplies. The growth allocation per FTE shall be \$296.81 for Fiscal Year 2009-2010. School districts shall pay for instructional materials used for the instruction of public high school students who are earning credit toward high school graduation

SECTION 2 - EDUCATION (ALL OTHER FUNDS)

under the dual enrollment program as provided in section 1011.62(1)(i), Florida Statutes.

From funds provided in Specific Appropriations 5A and 76, \$428,931,491 is provided for Student Transportation as provided in section 1011.68, Florida Statutes.

From funds provided in Specific Appropriations 5A and 76, \$33,283,309 is provided for the Teachers Lead Program and shall be given to teachers pursuant to section 1012.71, Florida Statutes. The allocation shall not be recalculated during the school year.

Districts may charge a fee for grades K-12 voluntary, non-credit summer school enrollment in basic program courses. The amount of any student's fee shall be based on the student's ability to pay and the student's financial need as determined by district school board policy.

Unless otherwise provided by law, no funds are provided in Specific Appropriations 5A and 76 for charter school FTE student enrollment for on-line instruction received by students principally in their own homes. However, charter schools may serve students who are temporarily homebound or who receive a portion of their instruction on-line.

The 2009-2010 fiscal year maximum authorized discretionary millage for the Union County School District shall be the maximum authorized millage less a reduction calculated by the Commissioner to equally offset the excess discretionary millage adopted by the school board in 2008-2009 fiscal year.

A minimum guaranteed level of funding shall be calculated to provide no greater than a 10 percent reduction per unweighted full-time equivalent student compared to the amount per unweighted full-time equivalent student funded in the 2008-2009 FEFP. The calculation of this minimum funding shall compare total state and local formula and categorical funds and actual discretionary local revenue for 2008-2009 with total state and local formula and categorical funds, maximum potential discretionary local revenue, and federal stabilization funds for 2009-2010. Funds for the School Recognition Program and the Merit Award Program shall not be included in the calculation of the Minimum Guarantee. If at any time during the 2009-2010 fiscal year, the appropriation is reduced, the Minimum Guarantee shall not hold a district or other entity harmless from the impact of the reduction.

From the funds in Specific Appropriations 5A and 76, school districts may execute an appropriate contract for full-time virtual instruction through K-8 virtual schools that received funds from Specific Appropriation 93 of chapter 2008-152, Laws of Florida. School districts may expend funds in the amount of \$4,704 per student for each student who was enrolled and served during the 2008-2009 fiscal year and who is re-enrolled and eligible to be served during the 2009-2010 fiscal year. Each of the K-8 virtual schools shall provide to the Department of Education the name and address of each student who was enrolled and served during the 2008-2009 fiscal year and who is re-enrolled and is eligible to be served during the 2009-2010 fiscal year. The Department shall verify the eligibility of the students, assist with placement of each student in a school district virtual instruction program regardless of the student's district of residence, and assist the school district with executing an appropriate contract with an approved K-8 virtual school for payment for virtual instruction for each student. The maximum number of students to be funded pursuant to this provision is the number being served in 2008-2009.

77	AID TO LOCAL GOVERNMENTS	
	GRANTS AND AIDS - CLASS SIZE REDUCTION	
	FROM GENERAL REVENUE FUND	2,569,568,271
	FROM PRINCIPAL STATE SCHOOL TRUST	
	FUND	86,161,098

Funds in Specific Appropriations 6 and 77 are provided to implement the requirements of sections 1003.03 and 1011.685, Florida Statutes. The class size reduction allocation factor for grades prekindergarten to grade 3 shall be \$1,311.73, for grades 4 to 8 shall be \$894.73, and for grades 9 to 12 shall be \$896.89. The class size reduction allocation shall be recalculated based on enrollment through the October 2009 FTE survey. If the total class size reduction allocation is greater than the appropriation in Specific Appropriations 6 and 77, funds shall be prorated to the level of the appropriation based on each district's calculated amount.

SECTION 2 - EDUCATION (ALL OTHER FUNDS)

Funds in Specific Appropriations 6 and 77 shall be distributed to school districts that have provided sufficient information for the Commissioner of Education to set annual district class size reduction goals. The Commissioner of Education may withhold disbursement of these funds until a district is in compliance with reporting information required for class size reduction implementation.

TOTAL: PROGRAM: STATE GRANTS/K-12 PROGRAM - FEFP		
FROM GENERAL REVENUE FUND	7,590,337,660	
FROM TRUST FUNDS		1,067,466,463
TOTAL ALL FUNDS		8,657,804,123

PROGRAM: STATE GRANTS/K-12 PROGRAM - NON FEFP

Of the funds provided for regional education consortium programs and school district matching grants in Specific Appropriations 81, 90 and 93, 60 percent shall be released to the Department of Education at the beginning of the first quarter and the balance at the beginning of the third quarter. The Department of Education shall disburse the funds to eligible entities within 30 days of release.

Federal Grants Trust Funds provided in Specific Appropriations 82, 85, 87, 89, 90, 93, 102-104 are State Fiscal Stabilization Funds (Discretionary).

81 AID TO LOCAL GOVERNMENTS		
GRANTS AND AIDS - INSTRUCTIONAL MATERIALS		
FROM GENERAL REVENUE FUND	1,595,415	
FROM FEDERAL GRANTS TRUST FUND		546,169

Funds provided in Specific Appropriation 81 from the General Revenue Fund shall be allocated as follows:

Instructional Materials for Partially Sighted Pupils.....	137,021
Sunlink Uniform Library Database.....	601,683
Learning Through Listening.....	779,817
Instructional Materials Management.....	76,894

Funds provided in Specific Appropriation 81 from the Federal Grants Trust Fund are State Fiscal Stabilization Funds (Discretionary) and shall be allocated as follows:

Instructional Materials for Partially Sighted Pupils.....	8,564
Sunlink Uniform Library Database.....	37,605
Panhandle Area Educational Consortium (PAEC) for	
Distance Learning Teacher Training.....	500,000

From the funds provided in Specific Appropriation 81 for the Sunlink Uniform Library Database, the Department of Education shall collaborate with the Florida Center for Library Automation (FCLA), the College Center for Library Automation (CCLA), and the Florida Electronic Library (FEL) of the Department of State to jointly prepare and provide to the chairs of the House of Representatives Full Appropriations Council on Education & Economic Development, the Senate Policy and Steering Committee on Ways and Means, and the Executive Office of the Governor, a plan that provides options and recommendations for:

1. Establishing an on-line union catalog that is capable of searching the combined library holdings of the public K-12 schools, the public postsecondary education institutions, and the public libraries. The union catalog shall:
 - (a) include holdings that comply with nationally accepted cataloging standards for the representation and communication of bibliographic and related information in machine-readable form;
 - (b) allow users to search for holdings by school district, public postsecondary education institution, public library, region, and statewide; and
 - (c) include an Internet-based analytic tool that collects and analyzes user and inter-library loan request data.
2. Establishing a process for Sunlink, FCLA, CCLA, and FEL to jointly negotiate the statewide licensing of electronic resources to reduce the overall cost of such resources.

SECTION 2 - EDUCATION (ALL OTHER FUNDS)

3. Consolidating automated, on-line library services and systems, to include associated infrastructure, when such consolidation can maximize efficiencies, reduce costs, and increase collaboration.

4. Establishing a statewide approach and process for (a) contracting with library cataloging utilities and other providers of library services and products and (b) securing statewide membership in library organizations and regional library affiliates. The plan shall be provided no later than December 1, 2009.

82 AID TO LOCAL GOVERNMENTS
GRANTS AND AIDS - EXCELLENT TEACHING
FROM FEDERAL GRANTS TRUST FUND . . . 46,902,403

83 AID TO LOCAL GOVERNMENTS
PROFESSIONAL PRACTICES - SUBSTITUTES
FROM GENERAL REVENUE FUND 50,596

Funds provided in Specific Appropriation 83 shall only be used to reimburse members of the Education Practices Commission for travel expenses and per diem and to reimburse school districts for the cost of substitute teachers required to replace commission members when they are carrying out their official duties.

84 SPECIAL CATEGORIES
GRANTS AND AIDS - GRANTS TO PUBLIC SCHOOLS
FOR READING PROGRAMS
FROM FEDERAL GRANTS TRUST FUND . . . 9,600,000

From the funds in Specific Appropriation 84, the Department of Education shall conduct an independent evaluation of reading assessment options and report the results to the Legislature. Until the evaluation is complete and reviewed by the Legislature, the Department shall allow current assessment programs to continue.

From the funds provided in Specific Appropriation 84, \$4,600,000 from the Federal Grants Trust Fund are State Fiscal Stabilization Funds (Discretionary).

85 SPECIAL CATEGORIES
GRANTS AND AIDS - ASSISTANCE TO LOW
PERFORMING SCHOOLS
FROM GENERAL REVENUE FUND 3,375,767
FROM FEDERAL GRANTS TRUST FUND . . . 723,379

Funds in Specific Appropriation 85 may be used to contract for the operation of the Florida Partnership for Minority and Underrepresented Student Achievement and to achieve the partnership's mission as provided in section 1007.35, Florida Statutes.

86 SPECIAL CATEGORIES
GRANTS AND AIDS - MENTORING/STUDENT
ASSISTANCE INITIATIVES
FROM GENERAL REVENUE FUND 7,381,686
FROM FEDERAL GRANTS TRUST FUND . . . 847,466

Funds provided in Specific Appropriation 86 from the General Revenue Fund shall be allocated as follows:

Table with 2 columns: Program Name, Amount. Rows include Best Buddies (618,926), Take Stock in Children (2,690,985), Big Brothers, Big Sisters (1,533,861), Boys and Girls Clubs (1,399,312), Governor's Mentoring Initiative (331,306), YMCA State Alliance (807,296).

Funds provided in Specific Appropriation 86 from the Federal Grants Trust Fund are State Fiscal Stabilization Funds (Discretionary) and shall be allocated as follows:

Table with 2 columns: Program Name, Amount. Rows include Best Buddies (71,047), Take Stock in Children (309,015), Big Brothers, Big Sisters (176,074), Boys and Girls Clubs (160,629), Governor's Mentoring Initiative (38,030), YMCA State Alliance (92,671).

SECTION 2 - EDUCATION (ALL OTHER FUNDS)

87	SPECIAL CATEGORIES		
	GRANTS AND AIDS - COLLEGE REACH OUT PROGRAM		
	FROM GENERAL REVENUE FUND	1,918,280	
	FROM FEDERAL GRANTS TRUST FUND		411,060
88	SPECIAL CATEGORIES		
	GRANTS AND AIDS - FLORIDA DIAGNOSTIC AND LEARNING RESOURCES CENTERS		
	FROM GENERAL REVENUE FUND	2,348,554	
	FROM FEDERAL GRANTS TRUST FUND		136,465

Funds provided in Specific Appropriation 88 from the General Revenue Fund shall be allocated to the Multidisciplinary Educational Services Centers as follows:

University of Florida.....	466,719
University of Miami.....	439,480
Florida State University.....	438,138
University of South Florida.....	458,092
University of Florida Health Science Center at Jacksonville.	546,125

Funds provided in Specific Appropriation 88 from the Federal Grants Trust Fund are State Fiscal Stabilization Funds (Discretionary) and shall be allocated to the Multidisciplinary Educational Services Centers as follows:

University of Florida.....	27,119
University of Miami.....	25,537
Florida State University.....	25,458
University of South Florida.....	26,618
University of Florida Health Science Center at Jacksonville.	31,733

Each center shall provide a report to the Department of Education by September 1, 2009, for the 2008-2009 fiscal year that shall include the following: 1) the number of children served, 2) the number of parents served, 3) the number of persons participating in in-service education activities, 4) the number of districts served, and 5) specific services provided.

89	SPECIAL CATEGORIES		
	GRANTS AND AIDS - NEW WORLD SCHOOL OF THE ARTS		
	FROM GENERAL REVENUE FUND	628,143	
	FROM FEDERAL GRANTS TRUST FUND		193,276
90	SPECIAL CATEGORIES		
	GRANTS AND AIDS - SCHOOL DISTRICT MATCHING GRANTS PROGRAM		
	FROM GENERAL REVENUE FUND	1,285,584	
	FROM FEDERAL GRANTS TRUST FUND		354,288

The funds in Specific Appropriation 90 are provided as challenge grants to public school district education foundations for programs that serve low-performing students, teacher recruitment and retention efforts, technical career education, and/or literacy initiatives. The amount of each grant shall be equal to the private contribution made to a qualifying public school district education foundation. In-kind contributions shall not be considered for matching purposes. Administrative costs for the program shall not exceed five percent.

Before any funds provided in Specific Appropriation 90 may be disbursed to any public school district education foundation, the public school district foundation must certify to the Commissioner of Education that the private cash has actually been received by the public school education foundation seeking matching funds. The Consortium of Florida Education Foundations shall be the fiscal agent for this program.

91	SPECIAL CATEGORIES		
	TEACHER AND SCHOOL ADMINISTRATOR DEATH BENEFITS		
	FROM GENERAL REVENUE FUND	20,000	
92	SPECIAL CATEGORIES		
	GRANTS AND AIDS - AUTISM PROGRAM		
	FROM GENERAL REVENUE FUND	5,893,731	
	FROM FEDERAL GRANTS TRUST FUND		342,460

SECTION 2 - EDUCATION (ALL OTHER FUNDS)

Funds provided in Specific Appropriation 92 from the General Revenue Fund shall be allocated as follows:

University of South Florida/Florida Mental Health Institute.	1,033,689
University of Florida (College of Medicine).....	716,817
University of Central Florida.....	885,209
University of Miami (Department of Pediatrics)	
including \$233,029 for activities in Broward County	
through Nova Southeastern University.....	1,120,396
Florida Atlantic University.....	560,602
University of Florida (Jacksonville).....	746,999
Florida State University (College of Medicine).....	830,019

Funds provided in Specific Appropriation 92 from the Federal Grants Trust Fund are State Fiscal Stabilization Funds (Discretionary) and shall be allocated as follows:

University of South Florida/Florida Mental Health Institute.	60,063
University of Florida (College of Medicine).....	41,651
University of Central Florida.....	51,436
University of Miami (Department of Pediatrics)	
including \$13,540 for activities in Broward County	
through Nova Southeastern University.....	65,102
Florida Atlantic University.....	32,574
University of Florida (Jacksonville).....	43,405
Florida State University (College of Medicine).....	48,229

Summaries of outcomes for the prior fiscal year shall be submitted to the Department of Education by September 1, 2009.

93	SPECIAL CATEGORIES		
	GRANTS AND AIDS - REGIONAL EDUCATION		
	CONSORTIUM SERVICES		
	FROM GENERAL REVENUE FUND	1,445,390	
	FROM FEDERAL GRANTS TRUST FUND		166,075
94	SPECIAL CATEGORIES		
	TEACHER PROFESSIONAL DEVELOPMENT		
	FROM GENERAL REVENUE FUND	248,029	
	FROM FEDERAL GRANTS TRUST FUND		134,616,337

Funds provided in Specific Appropriation 94 from the General Revenue Fund shall be allocated as follows:

Florida Association of District School	
Superintendents Training.....	179,839
Principal of the Year.....	36,927
Teacher of the Year.....	23,505
School Related Personnel of the Year.....	7,758

From the funds provided in Specific Appropriation 94, \$35,431 from the Federal Grants Trust Fund are State Fiscal Stabilization Funds (Discretionary) and shall be allocated as follows:

Florida Association of District School	
Superintendents Training.....	25,691
Principal of the Year.....	5,275
Teacher of the Year.....	3,357
School Related Personnel of the Year.....	1,108

95	SPECIAL CATEGORIES		
	GRANTS AND AIDS - SCHOOL AND INSTRUCTIONAL		
	ENHANCEMENTS		
	FROM GENERAL REVENUE FUND	383,657	
	FROM FEDERAL GRANTS TRUST FUND		2,822,230

Funds in Specific Appropriation 95 from the General Revenue Fund shall be allocated as follows:

State Science Fair.....	41,107
Academic Tourney.....	68,510
Arts for a Complete Education.....	137,020
Florida Holocaust Museum.....	137,020

Funds in Specific Appropriation 95 from the Federal Grants Trust Fund are State Fiscal Stabilization Funds (Discretionary) and shall be allocated as follows:

SECTION 2 - EDUCATION (ALL OTHER FUNDS)

State Science Fair.....	2,569
Academic Tourney.....	4,282
Arts for a Complete Education.....	8,564
Florida Holocaust Museum.....	8,564
Learning for Life.....	1,294,364
Girl Scouts of Florida.....	398,266
Black Male Explorers.....	298,699
Project to Advance School Success.....	706,922
Task Force on African American History.....	100,000

Funds provided in Specific Appropriation 95 for the Learning for Life program are eligible to be used in any public school.

96 SPECIAL CATEGORIES

GRANTS AND AIDS - EXCEPTIONAL EDUCATION	
FROM GENERAL REVENUE FUND	1,568,163
FROM FEDERAL GRANTS TRUST FUND	2,576,329

From the funds provided in Specific Appropriation 96, \$242,975 from the Federal Grants Trust Fund are State Fiscal Stabilization Funds (Discretionary).

97 SPECIAL CATEGORIES

FLORIDA SCHOOL FOR THE DEAF AND THE BLIND	
FROM GENERAL REVENUE FUND	37,620,375
FROM FEDERAL GRANTS TRUST FUND	6,495,355
FROM GRANTS AND DONATIONS TRUST FUND	1,739,616

From the funds in Specific Appropriation 97, \$600,000 is provided to contract with the University of Florida for health, medical, pharmaceutical and dental screening services for students. The school shall develop a collaborative service agreement for medical services and shall maximize the recovery of all legally available funds from Medicaid and private insurance coverage. The school shall report to the Legislature by June 30, 2010, information describing the agreement, services provided, budget and expenditures, including the amounts and sources of all funding used for the collaborative medical program and any other student health services during the 2009-2010 fiscal year.

Funds in Specific Appropriation 97 from the Federal Grants Trust Fund include \$3,905,354 in State Fiscal Stabilization Funds (Discretionary).

98 SPECIAL CATEGORIES

TRANSFER TO DEPARTMENT OF MANAGEMENT SERVICES - HUMAN RESOURCES SERVICES PURCHASED PER STATEWIDE CONTRACT	
FROM GENERAL REVENUE FUND	26,173
FROM FEDERAL GRANTS TRUST FUND	1,694
FROM GRANTS AND DONATIONS TRUST FUND	1,167

TOTAL: PROGRAM: STATE GRANTS/K-12 PROGRAM - NON FEFP	
FROM GENERAL REVENUE FUND	65,789,543
FROM TRUST FUNDS	208,475,769
TOTAL ALL FUNDS	274,265,312

PROGRAM: FEDERAL GRANTS K/12 PROGRAM

99 AID TO LOCAL GOVERNMENTS

GRANTS AND AIDS - PROJECTS, CONTRACTS AND GRANTS	
FROM GRANTS AND DONATIONS TRUST FUND	4,099,420

100 AID TO LOCAL GOVERNMENTS

GRANTS AND AIDS - FEDERAL GRANTS AND AIDS	
FROM ADMINISTRATIVE TRUST FUND	553,962
FROM FEDERAL GRANTS TRUST FUND	2,828,136,608

From the funds in Specific Appropriation 100, \$1,315,777,815 is provided from the American Recovery and Reinvestment Act of 2009 and allocated to programs as follows: \$635,295,227 for Title I of the Elementary and Secondary Education Act; \$646,963,473 for the Individuals with Disabilities Education Act; \$30,319,115 for Education Technology;

SECTION 2 - EDUCATION (ALL OTHER FUNDS)

and \$3,200,000 for Title X - Education for Homeless Children and Youths.

From the funds in Specific Appropriation 100, providers of the Title I Supplemental Education Services shall be permitted to serve students in groups of 10 or fewer.

From the funds in Specific Appropriation 100 provided for Education Technology, the Department of Education shall implement a competitive grant program for school districts to demonstrate the use of technology in teacher professional development and student instruction in Science, Technology, Engineering, and Mathematics (STEM) content areas. Within the requirements established by federal statutes governing this program, prioritization for grant funding shall be awarded to high-need districts or eligible partnerships that include at least one high-need district that submits content-driven technology proposals to purchase technology tools for students and teachers in the math and science disciplines. The student portion should incorporate the use of classroom laptops and personal learning devices that are mobile and able to extend learning beyond the classroom day. The teacher portion should combine the use of laptops and personal learning devices and should include the development and delivery of professional development linked to the newly adopted math and science standards.

101	AID TO LOCAL GOVERNMENTS		
	GRANTS AND AIDS - SCHOOL LUNCH PROGRAM		
	FROM FOOD AND NUTRITION SERVICES		
	TRUST FUND		661,280,840

From the funds in Specific Appropriation 101, \$5,403,280 is provided from the American Recovery and Reinvestment Act of 2009.

102	AID TO LOCAL GOVERNMENTS		
	GRANTS AND AIDS - SCHOOL LUNCH PROGRAM -		
	STATE MATCH		
	FROM GENERAL REVENUE FUND	16,886,046	
	FROM FEDERAL GRANTS TRUST FUND		2,532,907

Funds provided in Specific Appropriation 102 for the School Breakfast Program shall be allocated as provided in section 1006.06, Florida Statutes.

TOTAL:	PROGRAM: FEDERAL GRANTS K/12 PROGRAM		
	FROM GENERAL REVENUE FUND	16,886,046	
	FROM TRUST FUNDS		3,496,603,737
	TOTAL ALL FUNDS		3,513,489,783

PROGRAM: EDUCATIONAL MEDIA & TECHNOLOGY SERVICES

103	SPECIAL CATEGORIES		
	CAPITOL TECHNICAL CENTER		
	FROM GENERAL REVENUE FUND	187,466	
	FROM FEDERAL GRANTS TRUST FUND		24,996

104	SPECIAL CATEGORIES		
	GRANTS AND AIDS - INSTRUCTIONAL TECHNOLOGY		
	FROM FEDERAL GRANTS TRUST FUND		1,100,000

The funds in Specific Appropriation 104 shall be used for the continuation of FCAT Explorer.

105	SPECIAL CATEGORIES		
	FEDERAL EQUIPMENT MATCHING GRANT		
	FROM GENERAL REVENUE FUND	132,662	

106	SPECIAL CATEGORIES		
	GRANTS AND AIDS - PUBLIC BROADCASTING		
	FROM GENERAL REVENUE FUND	7,555,361	
	FROM FEDERAL GRANTS TRUST FUND		1,490,208

The funds provided in Specific Appropriation 106 from the General Revenue Fund shall be allocated as follows:

Statewide Governmental and Cultural Affairs Programming.....	437,429
Florida Channel Closed Captioning.....	299,691
Florida Channel Year Round Coverage.....	1,148,851
Public Television and Radio Stations.....	5,669,390

SECTION 2 - EDUCATION (ALL OTHER FUNDS)

The funds provided in Specific Appropriation 106 from the Federal Grants Trust Fund are State Fiscal Stabilization Funds (Discretionary) and shall be allocated as follows:

Statewide Governmental and Cultural Affairs Programming.....	86,278
Florida Channel Closed Captioning.....	59,111
Florida Channel Year Round Coverage.....	226,597
Public Television and Radio Stations.....	1,118,222

From the funds provided in Specific Appropriation 106, "Governmental Affairs for Public Television" shall be produced by the same contractor selected by the Legislature to produce "The Florida Channel".

General revenue funds provided in Specific Appropriation 106 for public television and radio stations shall be allocated in the amount of \$363,200 for each public television station and \$72,907 for each public radio station as recommended by the Commissioner of Education.

Federal Grants Trust Funds provided in Specific Appropriation 106 from State Fiscal Stabilization Funds (Discretionary) for public television and radio stations shall be allocated in the amount of \$71,637 for each public television station and \$14,380 for each public radio station as recommended by the Commissioner of Education.

TOTAL: PROGRAM: EDUCATIONAL MEDIA & TECHNOLOGY SERVICES		
FROM GENERAL REVENUE FUND	7,875,489	
FROM TRUST FUNDS		2,615,204
TOTAL ALL FUNDS		10,490,693

PROGRAM: WORKFORCE EDUCATION

109 AID TO LOCAL GOVERNMENTS	
PERFORMANCE BASED INCENTIVES	
FROM GENERAL REVENUE FUND	5,286,953

The funds provided in Specific Appropriation 109 shall be allocated as follows:

Alachua.....	8,529
Baker.....	3,035
Bay.....	47,045
Bradford.....	16,759
Brevard.....	64,681
Broward.....	865,827
Calhoun.....	1,485
Charlotte.....	54,005
Citrus.....	60,078
Clay.....	31,464
Collier.....	89,174
Columbia.....	12,981
Miami-Dade.....	1,025,027
De Soto.....	13,939
Dixie.....	3,740
Escambia.....	73,716
Flagler.....	33,642
Franklin.....	111
Gadsden.....	5,992
Gulf.....	645
Hamilton.....	983
Hardee.....	2,140
Hendry.....	6,008
Hernando.....	20,565
Hillsborough.....	461,774
Indian River.....	29,395
Jackson.....	4,548
Jefferson.....	1,110
Lafayette.....	1,116
Lake.....	96,669
Lee.....	169,436
Leon.....	92,738
Liberty.....	2,918
Manatee.....	128,349
Marion.....	105,757
Martin.....	17,044
Monroe.....	10,867
Nassau.....	7,319
Okaloosa.....	9,682

SECTION 2 - EDUCATION (ALL OTHER FUNDS)

Orange.....	466,915
Osceola.....	88,876
Palm Beach.....	201,315
Pasco.....	57,053
Pinellas.....	375,660
Polk.....	145,749
Putnam.....	8,269
St. Johns.....	91,537
Santa Rosa.....	30,740
Sarasota.....	116,078
Sumter.....	4,848
Suwannee.....	22,166
Taylor.....	23,714
Union.....	2,252
Wakulla.....	4,639
Walton.....	6,555
Washington.....	60,294

Funds in Specific Appropriation 109 are not to be used to support K-12 programs or district K-12 administrative indirect costs. The Auditor General shall verify compliance with this requirement during scheduled audits of these institutions.

110	AID TO LOCAL GOVERNMENTS		
	GRANTS AND AIDS - ADULT BASIC EDUCATION		
	FEDERAL FLOW-THROUGH FUNDS		
	FROM FEDERAL GRANTS TRUST FUND . . .		41,552,472
111	AID TO LOCAL GOVERNMENTS		
	WORKFORCE DEVELOPMENT		
	FROM GENERAL REVENUE FUND	348,993,297	
	FROM FEDERAL GRANTS TRUST FUND . . .		24,481,155

Funds from the Educational Enhancement Trust Fund in Specific Appropriation 9 and the General Revenue Fund in Specific Appropriation 111 are provided for school district workforce education programs as defined in section 1004.02 (26), Florida Statutes, and are allocated as follows:

Alachua.....	1,226,375
Baker.....	172,084
Bay.....	3,070,762
Bradford.....	853,161
Brevard.....	2,809,523
Broward.....	61,328,426
Calhoun.....	159,452
Charlotte.....	2,589,759
Citrus.....	2,509,824
Clay.....	885,827
Collier.....	6,405,990
Columbia.....	296,529
Miami-Dade.....	87,825,793
DeSoto.....	796,594
Dixie.....	62,924
Escambia.....	4,632,491
Flagler.....	2,322,149
Franklin.....	51,157
Gadsden.....	645,816
Glades.....	6,523
Gulf.....	148,571
Hamilton.....	69,954
Hardee.....	258,191
Hendry.....	372,523
Hernando.....	469,666
Hillsborough.....	29,308,229
Indian River.....	875,626
Jackson.....	478,342
Jefferson.....	167,958
Lafayette.....	42,357
Lake.....	4,118,781
Lee.....	9,499,443
Leon.....	5,206,292
Liberty.....	34,744
Madison.....	35,110
Manatee.....	6,280,555
Marion.....	2,895,049
Martin.....	2,132,087
Monroe.....	796,024

SECTION 2 - EDUCATION (ALL OTHER FUNDS)

Nassau.....	174,260
Okaloosa.....	2,182,230
Orange.....	30,432,605
Osceola.....	4,195,632
Palm Beach.....	14,597,921
Pasco.....	3,210,363
Pinellas.....	23,376,975
Polk.....	9,937,245
Putnam.....	448,137
Saint Johns.....	5,475,729
Santa Rosa.....	1,607,388
Sarasota.....	9,347,312
Sumter.....	242,026
Suwannee.....	911,763
Taylor.....	1,279,610
Union.....	150,495
Wakulla.....	251,915
Walton.....	151,395
Washington.....	2,978,574
Washington Special.....	29,587

Funds in Specific Appropriation 111 from the Federal Grants Trust Fund include \$19,386,713 in State Fiscal Stabilization Funds (Education). The funds shall be allocated as follows:

Bay.....	185,192
Bradford.....	51,453
Broward.....	3,698,614
Charlotte.....	156,184
Citrus.....	151,362
Collier.....	386,334
Miami-Dade.....	5,296,633
Escambia.....	279,377
Hillsborough.....	1,767,529
Lake.....	248,397
Lee.....	572,895
Leon.....	313,982
Manatee.....	378,770
Marion.....	174,596
Okaloosa.....	131,607
Orange.....	1,835,339
Osceola.....	253,032
Pasco.....	193,612
Pinellas.....	1,409,825
Polk.....	599,298
Saint Johns.....	330,232
Santa Rosa.....	96,939
Sarasota.....	563,721
Suwannee.....	54,986
Taylor.....	77,171
Washington.....	179,633

Funds in Specific Appropriation 111 from the Federal Grants Trust Fund include \$5,094,442 in State Fiscal Stabilization Funds (Discretionary). The funds shall be allocated as follows:

Alachua.....	85,102
Baker.....	11,941
Bay.....	27,899
Bradford.....	7,751
Brevard.....	194,963
Broward.....	557,189
Calhoun.....	11,065
Charlotte.....	23,529
Citrus.....	22,803
Clay.....	61,471
Collier.....	58,201
Columbia.....	20,577
Miami-Dade.....	797,925
DeSoto.....	55,279
Dixie.....	4,366
Escambia.....	42,088
Flagler.....	161,142
Franklin.....	3,550
Gadsden.....	44,815
Glades.....	452
Gulf.....	10,309
Hamilton.....	4,854

SECTION 2 - EDUCATION (ALL OTHER FUNDS)

Hardee.....	17,916
Hendry.....	25,851
Hernando.....	32,591
Hillsborough.....	266,275
Indian River.....	60,762
Jackson.....	33,194
Jefferson.....	11,655
Lafayette.....	2,939
Lake.....	37,421
Lee.....	86,306
Leon.....	47,301
Liberty.....	2,411
Manatee.....	57,061
Marion.....	26,302
Martin.....	147,954
Monroe.....	55,239
Nassau.....	12,093
Okaloosa.....	19,826
Orange.....	276,490
Osceola.....	38,119
Palm Beach.....	1,013,003
Pasco.....	29,167
Pinellas.....	212,388
Polk.....	90,283
Putnam.....	31,098
Saint Johns.....	49,749
Santa Rosa.....	14,604
Sarasota.....	84,923
Sumter.....	16,795
Suwannee.....	8,284
Taylor.....	11,626
Union.....	10,444
Wakulla.....	17,481
Walton.....	10,506
Washington.....	27,061
Washington Special.....	2,053

Tuition and fee rates are established for the 2009-2010 fiscal year as follows:

For programs leading to a career certificate or an applied technology diploma, the standard tuition shall be \$1.91 per contact hour for residents. The standard tuition shall be \$1.91 per contact hour and the out-of-state fee shall be \$5.73 per contact hour for nonresidents.

For adult general education programs, the standard tuition shall be 94 cents per contact hour for residents. The standard tuition shall be 94 cents per contact hour and the out-of-state fee shall be \$2.82 per contact hour for nonresidents.

Funds collected from standard tuition and out-of-state fees shall be used to support school district workforce education programs as defined in section 1004.02(26), Florida Statutes, and are not to be used to support K-12 programs or district K-12 administrative indirect costs. The funds provided in Specific Appropriations 9 and 111 are not to be used to support K-12 programs or district K-12 administrative indirect costs. The Auditor General shall verify compliance with this requirement during scheduled audits of these institutions.

Consistent with section 1009.22(3)(d), Florida Statutes, if the tuition and out-of-state fee increases provided herein become law, the statutory increase for inflation shall not be made.

Pursuant to the provisions of section 1009.26 (1), Florida Statutes, school districts may grant fee waivers for programs funded through Workforce Development Education appropriations for up to 8 percent of the fee revenues that would otherwise be collected.

From the funds provided in Specific Appropriations 9 and 111, each school district shall report enrollment for adult general education programs identified in section 1004.02, Florida Statutes, in accordance with the Department of Education instructional hours reporting procedures. The Auditor General shall verify compliance with this requirement during scheduled operational audits of the school districts.

No funds in Specific Appropriations 9 and 111 are for instruction of state or federal inmates.

SECTION 2 - EDUCATION (ALL OTHER FUNDS)

112	AID TO LOCAL GOVERNMENTS GRANTS AND AIDS - VOCATIONAL FORMULA FUNDS FROM FEDERAL GRANTS TRUST FUND		77,144,852
113	SPECIAL CATEGORIES GRANTS AND AIDS - BUSINESS PARTNERSHIPS/ SKILL ASSESSMENT AND TRAINING FROM GENERAL REVENUE FUND	7,000,000	

Funds in Specific Appropriation 113 are provided to continue implementation of the Florida Ready to Work Program created in section 1004.99, Florida Statutes. The Ready to Work Program may be conducted in public schools, regional education consortia, community colleges, area technical centers, one-stop career centers, vocational rehabilitation centers, correctional programs, Department of Juvenile Justice programs, state agencies, and businesses/employers operating in Florida.

Up to 20% of funds in Specific Appropriation 113 may be utilized for assessments, stipends, outreach, the credential, and DOE administration. The balance of funds is provided for curriculum and implementation services. Public schools, community colleges, area technical centers, and businesses/employers shall have first priority for use of assessments and curriculum.

TOTAL: PROGRAM: WORKFORCE EDUCATION			
FROM GENERAL REVENUE FUND	361,280,250		
FROM TRUST FUNDS			143,178,479
TOTAL ALL FUNDS			504,458,729

COMMUNITY COLLEGES, DIVISION OF

PROGRAM: COMMUNITY COLLEGE PROGRAMS

114	AID TO LOCAL GOVERNMENTS GRANTS AND AIDS - COMMUNITY COLLEGES PROGRAM FUND FROM GENERAL REVENUE FUND	841,579,351	
	FROM FEDERAL GRANTS TRUST FUND		82,588,573

Funds provided in Specific Appropriation 114 from the General Revenue Fund are provided for operating funds, including performance incentives, and shall be allocated as follows:

Brevard Community College.....	30,836,496
Broward College.....	58,608,435
Central Florida Community College.....	16,363,805
Chipola College.....	7,696,409
Daytona State College.....	39,884,245
Edison State College.....	19,179,721
Florida State College at Jacksonville.....	61,222,419
Florida Keys Community College.....	4,810,835
Gulf Coast Community College.....	14,768,714
Hillsborough Community College.....	39,997,597
Indian River State College.....	36,356,296
Lake City Community College.....	10,259,130
Lake Sumter Community College.....	8,891,636
State College of Florida, Manatee-Sarasota.....	17,413,185
Miami Dade College.....	136,435,370
North Florida Community College.....	5,185,304
Northwest Florida State College.....	14,217,666
Palm Beach Community College.....	41,803,877
Pasco-Hernando Community College.....	15,539,274
Pensacola Junior College.....	27,788,960
Polk State College.....	15,229,389
St. Johns River Community College.....	13,643,758
St. Petersburg College.....	48,042,477
Santa Fe College.....	28,701,463
Seminole Community College.....	28,856,779
South Florida Community College.....	12,837,286
Tallahassee Community College.....	23,890,268
Valencia Community College.....	50,528,297
College Center for Library Automation.....	12,590,260

Funds in Specific Appropriation 114 from the Federal Grants Trust Fund include \$68,919,058 in State Fiscal Stabilization Funds

SECTION 2 - EDUCATION (ALL OTHER FUNDS)

(Education). The funds shall be allocated as follows:

Brevard Community College.....	2,563,523
Broward College.....	4,872,280
Central Florida Community College.....	1,360,368
Chipola College.....	639,823
Daytona State College.....	3,315,686
Edison State College.....	1,594,463
Florida State College at Jacksonville.....	5,089,588
Florida Keys Community College.....	399,938
Gulf Coast Community College.....	1,227,763
Hillsborough Community College.....	3,325,110
Indian River State College.....	3,022,399
Lake City Community College.....	852,870
Lake Sumter Community College.....	739,186
State College of Florida, Manatee-Sarasota.....	1,447,606
Miami Dade College.....	11,342,247
North Florida Community College.....	433,987
Northwest Florida State College.....	1,181,953
Palm Beach Community College.....	3,475,271
Pasco-Hernando Community College.....	1,291,823
Pensacola Junior College.....	2,310,173
Polk State College.....	1,266,061
St. Johns River Community College.....	1,134,243
St. Petersburg College.....	3,993,903
Santa Fe College.....	2,386,032
Seminole Community College.....	2,398,943
South Florida Community College.....	1,067,199
Tallahassee Community College.....	1,986,064
Valencia Community College.....	4,200,556

Funds in Specific Appropriation 114 from the Federal Grants Trust Fund include \$13,669,515 in State Fiscal Stabilization Funds (Discretionary). The funds shall be allocated as follows:

Brevard Community College.....	508,453
Broward College.....	966,376
Central Florida Community College.....	269,818
Chipola College.....	126,904
Daytona State College.....	657,639
Edison State College.....	316,248
Florida State College at Jacksonville.....	1,009,477
Florida Keys Community College.....	79,324
Gulf Coast Community College.....	243,517
Hillsborough Community College.....	659,508
Indian River State College.....	599,467
Lake City Community College.....	169,159
Lake Sumter Community College.....	146,611
State College of Florida, Manatee-Sarasota.....	287,120
Miami Dade College.....	2,249,639
North Florida Community College.....	86,078
Northwest Florida State College.....	234,431
Palm Beach Community College.....	689,291
Pasco-Hernando Community College.....	256,222
Pensacola Junior College.....	458,203
Polk State College.....	251,112
St. Johns River Community College.....	224,968
St. Petersburg College.....	792,157
Santa Fe College.....	473,249
Seminole Community College.....	475,810
South Florida Community College.....	211,670
Tallahassee Community College.....	393,919
Valencia Community College.....	833,145

Beginning with the Fall 2009 semester, tuition and fee rates are established for the 2009-2010 fiscal year as follows:

For advanced and professional, postsecondary vocational, college preparatory, and educator preparation institute programs, standard tuition for residents and nonresidents shall be \$58.78 per credit hour and the out-of-state fee shall be \$176.46 per credit hour for nonresidents.

For programs leading to a career certificate or an applied technology diploma, the standard tuition shall be \$1.91 per contact hour for residents. The standard tuition shall be \$1.91 per contact hour and the out-of-state fee shall be \$5.73 per contact hour for nonresidents.

SECTION 2 - EDUCATION (ALL OTHER FUNDS)

For adult general education programs, the standard tuition shall be 94 cents per contact hour for residents. The standard tuition shall be 94 cents per contact hour and the out-of-state fee shall be \$2.82 per contact hour for nonresidents.

Consistent with sections 1009.22(3)(d) and 1009.23(3)(c), Florida Statutes, if the tuition and out-of-state fee increases provided herein become law, the statutory increase for inflation shall not be made.

Pursuant to the provisions of section 1009.26(1), Florida Statutes, community colleges may grant fee waivers for programs funded through Workforce Development Education appropriations for up to 8 percent of the fee revenues that would otherwise be collected.

No funds in Specific Appropriation 114 are provided for instruction of state or federal inmates.

In compliance with section 1011.84(1)(f), Florida Statutes, from the funds appropriated in Specific Appropriation 114, community colleges shall not report any full-time equivalent (FTE) enrollment for the instruction of students funded in the state grant and aid program for Adults with Disabilities in Specific Appropriation 27.

From the funds in Specific Appropriation 114 for the College Center for Library Automation, \$1,337,892 shall be released at the beginning of the first quarter in addition to the normal release and \$2,278,031 shall be released at the beginning of the second quarter in addition to the normal release. The additional release is provided to maximize cost savings through centralized purchase of subscription-based e-resources. The remaining appropriated funds for the Center shall be distributed in accordance with the normal release plan.

From the funds in Specific Appropriation 114, each community college shall report enrollment for adult general education programs identified in section 1004.02, Florida Statutes, in accordance with the Department of Education instructional hours reporting procedures. The Auditor General shall verify compliance with this requirement during scheduled operational audits of the community colleges.

Each community college board of trustees is given flexibility to make necessary adjustments to its operating budget. If any board reduces individual programs or projects within the community college by more than 10 percent during the 2009-2010 fiscal year, written notification shall be made to the Executive Office of the Governor, the President of the Senate, the Speaker of the House of Representatives, and the Department of Education.

115	AID TO LOCAL GOVERNMENTS		
	GRANTS AND AIDS - COMMUNITY COLLEGE		
	BACCALAUREATE PROGRAMS		
	FROM GENERAL REVENUE FUND	8,804,929	
	FROM FEDERAL GRANTS TRUST FUND		730,272

General Revenue funds provided in Specific Appropriation 115 shall be allocated to the following:

Broward College.....	68,518
Chipola College.....	551,086
Daytona State College.....	541,962
Edison State College.....	140,221
Florida State College at Jacksonville.....	80,758
Indian River State College.....	370,045
State College of Florida, Manatee-Sarasota.....	100
Miami Dade College.....	1,061,807
Northwest Florida State College.....	403,527
Palm Beach Community College.....	13,704
Polk State College.....	100
St. Petersburg College.....	5,572,901
Santa Fe College.....	100
Seminole Community College.....	100

Funds in Specific Appropriation 115 from the Federal Grants Trust Fund include \$609,403 in State Fiscal Stabilization Funds (Education) and shall be allocated as follows:

Broward College.....	26,505
Chipola College.....	46,972
Daytona State College.....	46,584

SECTION 2 - EDUCATION (ALL OTHER FUNDS)

Edison State College.....	29,547
Florida State College at Jacksonville.....	27,024
Indian River State College.....	39,294
Miami Dade College.....	68,632
Northwest Florida State College.....	40,713
Palm Beach Community College.....	24,180
St. Petersburg College.....	259,952

Funds in Specific Appropriation 115 from the Federal Grants Trust Fund include \$120,869 in State Fiscal Stabilization Funds (Discretionary) and shall be allocated as follows:

Broward College.....	5,257
Chipola College.....	9,316
Daytona State College.....	9,240
Edison State College.....	5,860
Florida State College at Jacksonville.....	5,360
Indian River State College.....	7,793
Miami Dade College.....	13,613
Northwest Florida State College.....	8,075
Palm Beach Community College.....	4,796
St. Petersburg College.....	51,559

Beginning with the Fall 2009 semester, the tuition for baccalaureate degree programs shall be \$74.95 per credit hour for students who are residents. Consistent with section 1009.23(3)(c), Florida Statutes, if the tuition increase provided herein becomes law, the statutory increase for inflation shall not be made.

Prior to the disbursement of funds in Specific Appropriation 115, colleges shall submit an operating budget for the expenditure of these funds as provided in section 1011.30, Florida Statutes.

The funds appropriated in Specific Appropriation 115 shall not be expended to support lower division courses and instruction. Lower division college credit courses in community colleges shall be funded and supported in the Community Colleges Program Fund.

116	SPECIAL CATEGORIES		
	COMMISSION ON COMMUNITY SERVICE		
	FROM GENERAL REVENUE FUND	589,845	
117	SPECIAL CATEGORIES		
	GRANTS AND AIDS - DISTANCE LEARNING		
	FROM GENERAL REVENUE FUND	324,668	
TOTAL:	PROGRAM: COMMUNITY COLLEGE PROGRAMS		
	FROM GENERAL REVENUE FUND	851,298,793	
	FROM TRUST FUNDS		83,318,845
	TOTAL ALL FUNDS		934,617,638

STATE BOARD OF EDUCATION

Funds provided in Specific Appropriations 118 through 136 for the Working Capital Trust Fund shall be cost-recovered from funds used to pay data processing services rendered in accordance with section 216.272, Florida Statutes.

From the funds provided in Specific Appropriations 118 through 136, the Commissioner of Education shall prepare and provide to the chair of the Senate Policy and Steering Committee on Ways and Means, the chair of the House Full Appropriations Council on Education and Economic Development, and the Executive Office of the Governor on or before October 1, 2009, a report containing the following: the federal indirect cost rate(s) approved to be used for the 12 month period of the 2009-2010 fiscal year and the data on which the rate(s) was established; the estimated amount of funds the approved rate(s) will generate; the proposed expenditure plan for the amount generated; and the June 30, 2009, balance of all unexpended federal indirect cost funds.

From the funds provided in Specific Appropriations 118 through 136, the Commissioner of Education shall prepare and provide to the chair of the Senate Policy and Steering Committee on Ways and Means, the chair of the House Full Appropriations Council on Education & Economic Development, and the Executive Office of the Governor, a report on the various school district policies related to childhood food allergies. The report shall be submitted by December 31, 2009.

SECTION 2 - EDUCATION (ALL OTHER FUNDS)

APPROVED SALARY RATE 54,977,121

118	SALARIES AND BENEFITS	POSITIONS	1,142.00	
	FROM GENERAL REVENUE FUND		21,425,235	
	FROM ADMINISTRATIVE TRUST FUND			7,874,693
	FROM EDUCATIONAL CERTIFICATION AND SERVICE TRUST FUND			4,414,312
	FROM DIVISION OF UNIVERSITIES FACILITY CONSTRUCTION ADMINISTRATIVE TRUST FUND			2,892,277
	FROM FEDERAL GRANTS TRUST FUND			15,158,821
	FROM FOOD AND NUTRITION SERVICES TRUST FUND			2,647,692
	FROM INSTITUTIONAL ASSESSMENT TRUST FUND			1,170,679
	FROM STUDENT LOAN OPERATING TRUST FUND			10,032,561
	FROM OPERATING TRUST FUND			656,343
	FROM WORKING CAPITAL TRUST FUND			5,635,134
	From the funds provided in Specific Appropriation 118, \$1,276,752 from the Federal Grants Trust Funds are State Fiscal Stabilization Funds (Discretionary).			
119	OTHER PERSONAL SERVICES		249,495	
	FROM GENERAL REVENUE FUND			135,012
	FROM ADMINISTRATIVE TRUST FUND			149,999
	FROM EDUCATIONAL CERTIFICATION AND SERVICE TRUST FUND			
	FROM DIVISION OF UNIVERSITIES FACILITY CONSTRUCTION ADMINISTRATIVE TRUST FUND			40,000
	FROM FEDERAL GRANTS TRUST FUND			1,134,714
	FROM FOOD AND NUTRITION SERVICES TRUST FUND			127,020
	FROM INSTITUTIONAL ASSESSMENT TRUST FUND			32,000
	FROM STUDENT LOAN OPERATING TRUST FUND			250,000
	FROM OPERATING TRUST FUND			120,101
	FROM WORKING CAPITAL TRUST FUND			40,000
120	EXPENSES		3,394,707	
	FROM GENERAL REVENUE FUND			1,652,095
	FROM ADMINISTRATIVE TRUST FUND			579,835
	FROM EDUCATIONAL CERTIFICATION AND SERVICE TRUST FUND			
	FROM DIVISION OF UNIVERSITIES FACILITY CONSTRUCTION ADMINISTRATIVE TRUST FUND			973,391
	FROM FEDERAL GRANTS TRUST FUND			9,485,581
	FROM FOOD AND NUTRITION SERVICES TRUST FUND			814,700
	FROM INSTITUTIONAL ASSESSMENT TRUST FUND			891,856
	FROM STUDENT LOAN OPERATING TRUST FUND			2,938,493
	FROM OPERATING TRUST FUND			817,556
	FROM WORKING CAPITAL TRUST FUND			1,758,476
121	OPERATING CAPITAL OUTLAY		50,406	
	FROM GENERAL REVENUE FUND			190,094
	FROM ADMINISTRATIVE TRUST FUND			45,440
	FROM EDUCATIONAL CERTIFICATION AND SERVICE TRUST FUND			
	FROM DIVISION OF UNIVERSITIES FACILITY CONSTRUCTION ADMINISTRATIVE TRUST FUND			15,000
	FROM FEDERAL GRANTS TRUST FUND			778,834
	FROM FOOD AND NUTRITION SERVICES TRUST FUND			57,438
	FROM INSTITUTIONAL ASSESSMENT TRUST FUND			16,375
	FROM STUDENT LOAN OPERATING TRUST FUND			518,200
	FROM WORKING CAPITAL TRUST FUND			47,921

SECTION 2 - EDUCATION (ALL OTHER FUNDS)

122	SPECIAL CATEGORIES		
	ASSESSMENT AND EVALUATION		
	FROM GENERAL REVENUE FUND	31,633,403	
	FROM ADMINISTRATIVE TRUST FUND . . .		932,157
	FROM EDUCATIONAL MEDIA AND		
	TECHNOLOGY TRUST FUND		1,200,000
	FROM FEDERAL GRANTS TRUST FUND . . .		35,114,819
	FROM SOPHOMORE LEVEL TEST TRUST		
	FUND		116,920
	FROM TEACHER CERTIFICATION		
	EXAMINATION TRUST FUND		16,500,000

Funds in Specific Appropriation 122 from the Federal Grants Trust Fund include \$8,201,442 in State Fiscal Stabilization Funds (Discretionary).

123	SPECIAL CATEGORIES		
	COMMISSION FOR INDEPENDENT EDUCATION		
	FROM INSTITUTIONAL ASSESSMENT		
	TRUST FUND		1,188,178

124	SPECIAL CATEGORIES		
	TRANSFER TO DIVISION OF ADMINISTRATIVE		
	HEARINGS		
	FROM GENERAL REVENUE FUND	244,149	

125	SPECIAL CATEGORIES		
	CONTRACTED SERVICES		
	FROM GENERAL REVENUE FUND	836,327	
	FROM ADMINISTRATIVE TRUST FUND . . .		468,008
	FROM EDUCATIONAL CERTIFICATION AND		
	SERVICE TRUST FUND		1,583,535
	FROM DIVISION OF UNIVERSITIES		
	FACILITY CONSTRUCTION		
	ADMINISTRATIVE TRUST FUND		271,017
	FROM FEDERAL GRANTS TRUST FUND . . .		1,244,925
	FROM FOOD AND NUTRITION SERVICES		
	TRUST FUND		1,221,535
	FROM INSTITUTIONAL ASSESSMENT		
	TRUST FUND		164,134
	FROM STUDENT LOAN OPERATING TRUST		
	FUND		14,058,767
	FROM OPERATING TRUST FUND		2,000
	FROM WORKING CAPITAL TRUST FUND . . .		154,981

From the funds in Specific Appropriation 125, the Department of Education shall establish a virtual curriculum marketplace to assist school districts in the provision of online or digital content.

The virtual curriculum marketplace must contain free or fee-based digital assets and full courses that align with the Sunshine State Standards. The department may retain a percentage of any fees charged for a course to offset the cost of maintaining and operating the virtual curriculum marketplace which must be self supporting.

The department is authorized to negotiate with the Distance Learning Consortium or private providers for a common statewide platform to implement the virtual curriculum marketplace. The common statewide platform shall facilitate the delivery of digital assets and courses from multiple course providers, track student progress, and include digital content which is aligned to and searchable by the Sunshine State Standards.

126	SPECIAL CATEGORIES		
	GRANTS AND AIDS - CHOICES PRODUCT SALES		
	FROM EDUCATIONAL MEDIA AND		
	TECHNOLOGY TRUST FUND		400,000

129	SPECIAL CATEGORIES		
	EDUCATIONAL FACILITIES RESEARCH AND		
	DEVELOPMENT PROJECTS		
	FROM DIVISION OF UNIVERSITIES		
	FACILITY CONSTRUCTION		
	ADMINISTRATIVE TRUST FUND		200,000

SECTION 2 - EDUCATION (ALL OTHER FUNDS)

130	SPECIAL CATEGORIES		
	STUDENT FINANCIAL ASSISTANCE MANAGEMENT		
	INFORMATION SYSTEM		
	FROM STUDENT LOAN OPERATING TRUST		
	FUND		484,993
131	SPECIAL CATEGORIES		
	RISK MANAGEMENT INSURANCE		
	FROM GENERAL REVENUE FUND	530,140	16,651
	FROM ADMINISTRATIVE TRUST FUND		37,911
	FROM EDUCATIONAL CERTIFICATION AND		
	SERVICE TRUST FUND		18,786
	FROM DIVISION OF UNIVERSITIES		
	FACILITY CONSTRUCTION		
	ADMINISTRATIVE TRUST FUND		92,500
	FROM FEDERAL GRANTS TRUST FUND		10,365
	FROM FOOD AND NUTRITION SERVICES		
	TRUST FUND		12,113
	FROM INSTITUTIONAL ASSESSMENT		
	TRUST FUND		73,598
	FROM STUDENT LOAN OPERATING TRUST		
	FUND		1,689
	FROM OPERATING TRUST FUND		38,198
	FROM WORKING CAPITAL TRUST FUND		
132	SPECIAL CATEGORIES		
	TRANSFER TO DEPARTMENT OF MANAGEMENT		
	SERVICES - HUMAN RESOURCES SERVICES		
	PURCHASED PER STATEWIDE CONTRACT		
	FROM GENERAL REVENUE FUND	178,042	32,569
	FROM ADMINISTRATIVE TRUST FUND		27,050
	FROM EDUCATIONAL CERTIFICATION AND		
	SERVICE TRUST FUND		17,817
	FROM DIVISION OF UNIVERSITIES		
	FACILITY CONSTRUCTION		
	ADMINISTRATIVE TRUST FUND		112,097
	FROM FEDERAL GRANTS TRUST FUND		22,030
	FROM FOOD AND NUTRITION SERVICES		
	TRUST FUND		7,839
	FROM INSTITUTIONAL ASSESSMENT		
	TRUST FUND		67,187
	FROM STUDENT LOAN OPERATING TRUST		
	FUND		4,394
	FROM OPERATING TRUST FUND		43,643
	FROM WORKING CAPITAL TRUST FUND		
136	DATA PROCESSING SERVICES		
	EDUCATION TECHNOLOGY AND INFORMATION		
	SERVICES		
	FROM GENERAL REVENUE FUND	3,580,146	799,486
	FROM ADMINISTRATIVE TRUST FUND		931,359
	FROM EDUCATIONAL CERTIFICATION AND		
	SERVICE TRUST FUND		327,028
	FROM DIVISION OF UNIVERSITIES		
	FACILITY CONSTRUCTION		
	ADMINISTRATIVE TRUST FUND		2,174,233
	FROM FEDERAL GRANTS TRUST FUND		276,396
	FROM FOOD AND NUTRITION SERVICES		
	TRUST FUND		90,089
	FROM INSTITUTIONAL ASSESSMENT		
	TRUST FUND		1,304,490
	FROM STUDENT LOAN OPERATING TRUST		
	FUND		56,264
	FROM OPERATING TRUST FUND		650,900
	FROM WORKING CAPITAL TRUST FUND		

From funds in Specific Appropriation 136, the Department of Education shall submit a plan by October 1, 2009, to the Northwood Shared Resource Center (NSRC), the Northwest Regional Data Center (NWRDC), Agency for Enterprise Information Technology, Executive Office of the Governor, the chair of the Senate Policy and Steering Committee on Ways and Means, and the chair of the House Full Appropriations Council on Education & Economic Development, providing for the efficient transfer of all data center service resources allocated to data center functions within the department to the NSRC or NWRDC, pursuant to section 17, chapter 2008-116, Laws of Florida.

SECTION 2 - EDUCATION (ALL OTHER FUNDS)

From funds in Specific Appropriation 136, the Department of Education shall pay for data center services based on the actual direct and indirect costs to the Department of Education. These funds shall not be used to subsidize another entity's costs.

From the funds provided in Specific Appropriation 136, \$606,955 from the Federal Grants Trust Funds are State Fiscal Stabilization Funds (Discretionary).

TOTAL: STATE BOARD OF EDUCATION		
FROM GENERAL REVENUE FUND	62,122,050	
FROM TRUST FUNDS		156,645,294
TOTAL POSITIONS	1,142.00	
TOTAL ALL FUNDS		218,767,344

UNIVERSITIES, DIVISION OF

PROGRAM: EDUCATIONAL AND GENERAL ACTIVITIES

Funds in Specific Appropriations 11 through 12C and 138 through 140 are provided as grants and aids to support the operation of state universities. Funds provided to each university are contingent upon that university following the provisions of chapters 1000 through 1013, Florida Statutes, which relate to state universities. Any withholding of funds pursuant to this provision shall be subject to the approval of the Legislative Budget Commission.

137	AID TO LOCAL GOVERNMENTS		
	GRANTS AND AIDS - MOFFITT CANCER CENTER		
	AND RESEARCH INSTITUTE		
	FROM GENERAL REVENUE FUND	9,363,197	
	FROM FEDERAL GRANTS TRUST FUND		1,526,584

Funds in Specific Appropriation 137 are provided to continue funding to the H. Lee Moffitt Cancer Center and Research Institute. These funds may be used as state matching funds for Moffitt's participation in the Low Income Pool, which provides payments to hospitals providing enhanced services to low-income individuals. In the event that enhanced Medicaid funding is not implemented by the Agency for Health Care Administration, these funds shall remain appropriated to the H. Lee Moffitt Cancer Center and Research Institute to continue the original purpose of providing research in cancer center operations.

138	AID TO LOCAL GOVERNMENTS		
	GRANTS AND AIDS - EDUCATION AND GENERAL		
	ACTIVITIES		
	FROM GENERAL REVENUE FUND	1,488,072,449	
	FROM EDUCATION AND GENERAL STUDENT		
	AND OTHER FEES TRUST FUND		1,115,525,234
	FROM FEDERAL GRANTS TRUST FUND		133,923,489
	FROM PHOSPHATE RESEARCH TRUST FUND		7,299,033

The appropriations provided in Specific Appropriations 138 and 139A through 139E from the Education and General Student and Other Fees Trust Fund are the only budget authority provided in this act for the 2009-2010 fiscal year to the named universities to expend tuition and fees that are collected during the 2009-2010 fiscal year and carried forward from the prior fiscal year and that are appropriated into local accounts pursuant to section 1011.4106, Florida Statutes. The expenditure of tuition and fee revenues from local accounts by each university shall not exceed the authority provided by these specific appropriations, unless approved pursuant to the provisions of chapter 216, Florida Statutes. If a court of competent jurisdiction finds that the restriction above is invalid, the appropriation made by section 1011.4106, Florida Statutes, is hereby repealed for the 2009-2010 fiscal year and the moneys described in that section shall be deposited in the state treasury for expenditure only pursuant to appropriations made by law.

General revenue funds provided in Specific Appropriations 138 through 139E to each of the named universities are contingent upon each university complying with the tuition and fee policies established in the proviso language attached to Specific Appropriation 138, and with the tuition and fee policies for state universities included in Part II of chapter 1009, Florida Statutes. However, the funds appropriated to a specific university shall not be affected by the failure of another university to comply with this provision.

SECTION 2 - EDUCATION (ALL OTHER FUNDS)

Funds in Specific Appropriations 11 through 12C and 138 through 140 shall be expended in accordance with operating budgets which must be approved by each university's board of trustees.

Funds in Specific Appropriation 138 from the General Revenue Fund shall be allocated as follows:

Table listing university allocations from the General Revenue Fund, including University of Florida (287,736,174), Florida State University (235,078,926), Florida A&M University (87,047,777), etc.

Funds in Specific Appropriation 138 from the Federal Grants Trust Fund include \$125,182,149 from State Fiscal Stabilization Funds (Education) and shall be allocated as follows:

Table listing university allocations from the Federal Grants Trust Fund (Education), including University of Florida (24,385,503), Florida State University (19,799,857), Florida A&M University (7,418,118), etc.

Funds in Specific Appropriation 138 from the Federal Grants Trust Fund include \$8,741,340 from State Fiscal Stabilization Funds (Discretionary) and shall be allocated as follows:

Table listing university allocations from the Federal Grants Trust Fund (Discretionary), including University of Florida (1,702,814), Florida State University (1,382,604), Florida A&M University (518,000), etc.

Funds in Specific Appropriation 138 from the Education and General Student and Other Fees Trust Fund shall be allocated as follows:

Table listing university allocations from the Education and General Student and Other Fees Trust Fund, including University of Florida (236,045,879), Florida State University (157,551,804), Florida A&M University (57,171,795), etc.

SECTION 2 - EDUCATION (ALL OTHER FUNDS)

Beginning with the Fall 2009 semester, undergraduate tuition is established at \$88.59 per credit hour for the 2009-2010 fiscal year. Consistent with section 1009.24(4)(b), Florida Statutes, if the tuition increase provided herein becomes law, the statutory increase for inflation will not be made.

Tuition for graduate and professional programs and out-of-state fees for all programs shall be established pursuant to section 1009.24, Florida Statutes.

Funds in Specific Appropriation 138 from the Phosphate Research Trust Fund are provided for the University of South Florida.

Funds in Specific Appropriation 138 are based upon the following full-time equivalent (FTE) enrollment:

Resident Lower Level.....	63,668
Resident Upper Level.....	85,788
Resident Graduate.....	26,416
Nonresident (all levels).....	14,865
Total.....	190,737

Funding for each university is based upon the following full-time equivalent (FTE) enrollment:

University of Florida;	
Resident Lower Level.....	10,863
Resident Upper Level.....	12,707
Resident Graduate.....	6,695
Nonresident (all levels).....	4,049
Total.....	34,314

Florida State University;	
Resident Lower Level.....	9,327
Resident Upper Level.....	10,713
Resident Graduate.....	4,279
Nonresident (all levels).....	2,483
Total.....	26,802

Florida Agricultural & Mechanical University;	
Resident Lower Level.....	3,601
Resident Upper Level.....	2,868
Resident Graduate.....	1,278
Nonresident (all levels).....	1,119
Total.....	8,866

University of South Florida;	
Resident Lower Level.....	9,275
Resident Upper Level.....	12,777
Resident Graduate.....	3,807
Nonresident (all levels).....	1,302
Total.....	27,161

Florida Atlantic University;	
Resident Lower Level.....	4,372
Resident Upper Level.....	7,827
Resident Graduate.....	1,911
Nonresident (all levels).....	1,129
Total.....	15,239

University of West Florida;	
Resident Lower Level.....	1,886
Resident Upper Level.....	3,232
Resident Graduate.....	653
Nonresident (all levels).....	444
Total.....	6,215

University of Central Florida;	
Resident Lower Level.....	10,306
Resident Upper Level.....	16,000
Resident Graduate.....	3,006
Nonresident (all levels).....	1,528
Total.....	30,840

Florida International University;	
Resident Lower Level.....	8,160
Resident Upper Level.....	11,682

SECTION 2 - EDUCATION (ALL OTHER FUNDS)

Resident Graduate.....	3,291
Nonresident (all levels).....	2,138
Total.....	25,271
University of North Florida;	
Resident Lower Level.....	3,530
Resident Upper Level.....	5,244
Resident Graduate.....	976
Nonresident (all levels).....	250
Total.....	10,000
Florida Gulf Coast University;	
Resident Lower Level.....	2,224
Resident Upper Level.....	2,319
Resident Graduate.....	520
Nonresident (all levels).....	310
Total.....	5,373
New College of Florida;	
Resident Lower Level.....	124
Resident Upper Level.....	419
Nonresident (all levels).....	113
Total.....	656

From the funds provided in Specific Appropriations 11, 12A, 138, and 139A, each university may shift enrollment by level in a manner which is revenue neutral; however, no university, with the exception of New College of Florida, shall increase the number of lower level FTEs. For planning and enrollment shifting purposes, the University of South Florida may combine lower, upper, and graduate FTE identified in Specific Appropriations 138 and 139A.

The Chancellor of the State University System shall submit a revised 3-year state university enrollment plan by lower, upper, graduate I and graduate II levels, by university, to the Board of Governors by September 1, 2009. This revised 3-year enrollment plan must be developed with input from each state university.

The enrollment policy adopted by the Legislature does not limit the number of students admitted from out-of-state under the profile admissions policy; however, no state university may receive general revenue funding associated with the enrollment of out-of-state students admitted under this policy. For the purposes of implementing this policy, the Chancellor shall segregate these FTEs and not count them toward the 2009-2010 enrollment plan for the State University System.

Funds provided in Specific Appropriation 138 for the University of Florida include no more than that amount which the State Board of Education and the City of Gainesville agree represents the cost of service for water provided by the city to the University of Florida. The amount charged shall reflect a cost-based rate only and shall be determined through a cost of service study completed annually by the city and reviewed by the university. The costs of any General Fund transfer to the City of Gainesville from Gainesville Regional Utilities or any profit to the city or utility shall be specifically excluded as costs allocable to the university. The cost-based rate shall include charges for only those water services actually provided by the city to the university and shall not include charges for services furnished by the university.

Each university board of trustees is given flexibility to make necessary adjustments to its operating budget. If any board reduces individual programs or projects within the university by more than 10 percent during the 2009-2010 fiscal year, written notification shall be made to the Executive Office of the Governor, the President of the Senate, the Speaker of the House of Representatives, and the Board of Governors.

139	AID TO LOCAL GOVERNMENTS		
	GRANTS AND AIDS - IFAS (INSTITUTE OF FOOD		
	AND AGRICULTURAL SCIENCE)		
	FROM GENERAL REVENUE FUND	109,028,879	
	FROM FEDERAL GRANTS TRUST FUND		8,978,531

From the funds in Specific Appropriation 139 and any other funds available to the State University System, there shall be no expenditures made pursuant to the consent order, effective April 15, 1986, and amended on June 8, 1987, and as subsequently amended by the joint plan submitted by the Chancellor and the Secretary of the Department of

SECTION 2 - EDUCATION (ALL OTHER FUNDS)

Environmental Protection on October 1, 1993, between the Institute of Food and Agricultural Sciences and the Department of Environmental Protection; however, funds from the Water Quality Assurance Trust Fund provided specifically for site investigation and clean-up activities may continue to be spent for that purpose.

Funds in Specific Appropriation 139 from the Federal Grants Trust Fund are State Fiscal Stabilization Funds (Discretionary).

139A AID TO LOCAL GOVERNMENTS		
GRANTS AND AIDS - UNIVERSITY OF SOUTH FLORIDA MEDICAL CENTER		
FROM GENERAL REVENUE FUND	52,831,042	
FROM EDUCATION AND GENERAL STUDENT AND OTHER FEES TRUST FUND		23,051,685
FROM FEDERAL GRANTS TRUST FUND		4,569,090

Funds in Specific Appropriation 139A are based upon the following full-time equivalent enrollment:

Resident Lower Level.....	103
Resident Upper Level.....	584
Resident Graduate.....	727
Resident M.D.....	480
Nonresident (all levels).....	98

Funds in Specific Appropriation 139A from the Federal Grants Trust Fund include \$4,251,151 from State Fiscal Stabilization Funds (Education) and \$317,939 from State Fiscal Stabilization Funds (Discretionary).

139B AID TO LOCAL GOVERNMENTS		
GRANTS AND AIDS - UNIVERSITY OF FLORIDA HEALTH CENTER		
FROM GENERAL REVENUE FUND	89,630,245	
FROM EDUCATION AND GENERAL STUDENT AND OTHER FEES TRUST FUND		29,613,302
FROM FEDERAL GRANTS TRUST FUND		7,266,066

Funds in Specific Appropriation 139B are based upon the following full-time equivalent enrollment:

Resident Dentistry.....	321
Resident Veterinary Medicine.....	332
Resident M.D.....	509
Nonresident (all levels).....	23

Funds in Specific Appropriation 139B from the Federal Grants Trust Fund include \$6,767,160 from State Fiscal Stabilization Funds (Education) and \$498,906 from State Fiscal Stabilization Funds (Discretionary).

From the funds provided in Specific Appropriation 139B, \$5,000,000 is provided to increase the base funding for the instructional costs of the Doctor of Medicine Degree Program. The funds are contingent upon the university submitting an expenditure plan detailing how the funds will be used to support medical education. The plan must be submitted to the Board of Governors prior to the disbursement of the funds.

139C AID TO LOCAL GOVERNMENTS		
GRANTS AND AIDS - FLORIDA STATE UNIVERSITY MEDICAL SCHOOL		
FROM GENERAL REVENUE FUND	34,702,368	
FROM EDUCATION AND GENERAL STUDENT AND OTHER FEES TRUST FUND		9,933,495
FROM FEDERAL GRANTS TRUST FUND		3,001,632

Funds in Specific Appropriation 139C are based upon the following full-time equivalent enrollment:

Resident M.D.....	464
-------------------	-----

Funds in Specific Appropriation 139C from the Federal Grants Trust Fund include \$2,792,427 from State Fiscal Stabilization Funds (Education) and \$209,205 from State Fiscal Stabilization Funds (Discretionary).

SECTION 2 - EDUCATION (ALL OTHER FUNDS)

139D AID TO LOCAL GOVERNMENTS
UNIVERSITY OF CENTRAL FLORIDA MEDICAL SCHOOL

FROM GENERAL REVENUE FUND	18,298,476	
FROM EDUCATION AND GENERAL STUDENT AND OTHER FEES TRUST FUND		957,185
FROM FEDERAL GRANTS TRUST FUND		694,836

Funds in Specific Appropriation 139D are based upon the following full-time equivalent enrollment:

Resident M.D.....	40
-------------------	----

Funds in Specific Appropriation 139D from the Federal Grants Trust Fund include \$646,365 from State Fiscal Stabilization Funds (Education) and \$48,471 from State Fiscal Stabilization Funds (Discretionary).

139E AID TO LOCAL GOVERNMENTS
FLORIDA INTERNATIONAL UNIVERSITY MEDICAL SCHOOL

FROM GENERAL REVENUE FUND	21,402,853	
FROM EDUCATION AND GENERAL STUDENT AND OTHER FEES TRUST FUND		972,185
FROM FEDERAL GRANTS TRUST FUND		866,405

Funds in Specific Appropriation 139E are based upon the following full-time equivalent enrollment:

Resident M.D.....	40
-------------------	----

Funds in Specific Appropriation 139E from the Federal Grants Trust Fund include \$839,377 from State Fiscal Stabilization Funds (Education) and \$27,028 from State Fiscal Stabilization Funds (Discretionary).

140 AID TO LOCAL GOVERNMENTS
GRANTS AND AIDS - STUDENT FINANCIAL ASSISTANCE

FROM GENERAL REVENUE FUND	17,224,969
-------------------------------------	------------

A minimum of 75 percent of the funds provided in Specific Appropriation 140 shall be allocated for need-based financial aid.

Funds in Specific Appropriation 140 shall be allocated as follows:

University of Florida.....	4,191,140
Florida State University.....	3,540,501
Florida A&M University.....	1,506,303
University of South Florida.....	2,053,783
Florida Atlantic University.....	964,108
University of West Florida.....	380,584
University of Central Florida.....	2,070,760
Florida International University.....	1,304,265
University of North Florida.....	483,840
Florida Gulf Coast University.....	236,585
New College of Florida.....	493,100

141 AID TO LOCAL GOVERNMENTS
GRANTS AND AIDS - INSTITUTE FOR HUMAN AND MACHINE COGNITION

FROM GENERAL REVENUE FUND	1,055,016	
FROM FEDERAL GRANTS TRUST FUND		447,937

142 SPECIAL CATEGORIES
RISK MANAGEMENT INSURANCE

FROM GENERAL REVENUE FUND	15,634,197	
FROM PHOSPHATE RESEARCH TRUST FUND		4,155

143 SPECIAL CATEGORIES
GRANTS AND AIDS - DISTANCE LEARNING

FROM GENERAL REVENUE FUND	285,898
-------------------------------------	---------

SECTION 2 - EDUCATION (ALL OTHER FUNDS)

TOTAL: PROGRAM: EDUCATIONAL AND GENERAL ACTIVITIES

FROM GENERAL REVENUE FUND	1,857,529,589	
FROM TRUST FUNDS		1,348,630,844
TOTAL ALL FUNDS		3,206,160,433

BOARD OF GOVERNORS

Funds appropriated in Specific Appropriations 144 through 148 from the Federal Grants Trust Fund are State Fiscal Stabilization Funds (Discretionary).

From the funds provided in Specific Appropriations 144 through 149, the Board of Governors shall assist the Office of Program Policy Analysis and Government Accountability (OPPAGA) in a review of best practices for student health policies at universities. OPPAGA shall provide a report to the Legislature by December 1, 2009. The report shall include findings and recommendations relating to: the efficacy of mandatory health insurance; the cost effectiveness and efficiency of third party billing for student health services on university campuses; and the fees charged for health services provided by university health centers in the State University System.

From the funds in Specific Appropriations 144 through 149, the Board of Governors shall develop a funding methodology for a consistent base level of state support on a per-student basis for each 4-year Doctor of Medicine degree program offered by a state university. The Board of Governors shall work with OPPAGA and representatives from each 4-year Doctor of Medicine degree program to develop the methodology. As part of the development of the funding methodology, the Board of Governors shall:

- (1) Review national data on the costs associated with 4-year Doctor of Medicine degree programs offered by public universities.
- (2) Determine a base-level cost per student that excludes supplemental costs or startup costs.
- (3) Determine supplemental costs and startup costs that are in addition to the base-level cost per student and that support the unique mission of a degree program or support the implementation of new 4-year Doctor of Medicine degree programs.
- (4) Determine a uniform reporting procedure for the consistent annual reporting of expenditures and outcome data for 4-year Doctor of Medicine degree programs.

The Board of Governors shall submit a report on the funding methodology to the Governor, the President of the Senate, and the Speaker of the House of Representatives no later than February 1, 2010.

	APPROVED SALARY RATE	3,565,538	
144	SALARIES AND BENEFITS	POSITIONS	53.00
	FROM GENERAL REVENUE FUND		2,626,275
	FROM DIVISION OF UNIVERSITIES		
	FACILITY CONSTRUCTION		
	ADMINISTRATIVE TRUST FUND		674,797
	FROM FEDERAL GRANTS TRUST FUND		1,284,000

The positions included in Specific Appropriation 144 shall report to the Board of Governors.

145	OTHER PERSONAL SERVICES		
	FROM GENERAL REVENUE FUND	14,373	
	FROM DIVISION OF UNIVERSITIES		
	FACILITY CONSTRUCTION		
	ADMINISTRATIVE TRUST FUND		15,000
	FROM FEDERAL GRANTS TRUST FUND		6,300
	FROM OPERATIONS AND MAINTENANCE		
	TRUST FUND		5,000
146	EXPENSES		
	FROM GENERAL REVENUE FUND	411,896	
	FROM DIVISION OF UNIVERSITIES		
	FACILITY CONSTRUCTION		
	ADMINISTRATIVE TRUST FUND		264,799

SECTION 2 - EDUCATION (ALL OTHER FUNDS)		
	FROM FEDERAL GRANTS TRUST FUND . . .	190,000
	FROM OPERATIONS AND MAINTENANCE TRUST FUND	12,000
147	OPERATING CAPITAL OUTLAY	
	FROM GENERAL REVENUE FUND	4,782
	FROM DIVISION OF UNIVERSITIES FACILITY CONSTRUCTION ADMINISTRATIVE TRUST FUND	950
	FROM FEDERAL GRANTS TRUST FUND . . .	2,380
148	SPECIAL CATEGORIES	
	CONTRACTED SERVICES	
	FROM GENERAL REVENUE FUND	11,982
	FROM DIVISION OF UNIVERSITIES FACILITY CONSTRUCTION ADMINISTRATIVE TRUST FUND	20,000
	FROM FEDERAL GRANTS TRUST FUND . . .	50,000
	FROM OPERATIONS AND MAINTENANCE TRUST FUND	3,000
149	SPECIAL CATEGORIES	
	TRANSFER TO DEPARTMENT OF MANAGEMENT SERVICES - HUMAN RESOURCES SERVICES PURCHASED PER STATEWIDE CONTRACT	
	FROM GENERAL REVENUE FUND	22,025
	FROM DIVISION OF UNIVERSITIES FACILITY CONSTRUCTION ADMINISTRATIVE TRUST FUND	2,990
TOTAL: BOARD OF GOVERNORS		
	FROM GENERAL REVENUE FUND	3,091,333
	FROM TRUST FUNDS	2,531,216
	TOTAL POSITIONS	53.00
	TOTAL ALL FUNDS	5,622,549
TOTAL OF SECTION 2		
	FROM GENERAL REVENUE FUND	11,388,071,783
	FROM TRUST FUNDS	8,460,908,208
	TOTAL POSITIONS	2,502.00
	TOTAL ALL FUNDS	19,848,979,991
TOTAL: EDUCATION, DEPARTMENT OF (SECTIONS 1 AND 2)		
	EDUCATION/EARLY LEARNING	
	FROM GENERAL REVENUE FUND	329,171,580
	FROM TRUST FUNDS	38,017,534
	EDUCATION/PUBLIC SCHOOLS	
	FROM GENERAL REVENUE FUND	8,042,168,988
	FROM TRUST FUNDS	5,250,968,178
	EDUCATION/COMM COLLEGES	
	FROM GENERAL REVENUE FUND	851,298,793
	FROM TRUST FUNDS	200,278,003
	EDUCATION/UNIVERSITIES	
	FROM GENERAL REVENUE FUND	1,857,529,589
	FROM TRUST FUNDS	1,549,803,576
	EDUCATION/OTHER	
	FROM GENERAL REVENUE FUND	307,902,833
	FROM TRUST FUNDS	2,845,708,800
	EDUCATION RECAP	
	FROM GENERAL REVENUE FUND	11,388,071,783
	FROM TRUST FUNDS	9,884,776,091
	TOTAL POSITIONS	2,502.00
	TOTAL ALL FUNDS	21,272,847,874
	TOTAL APPROVED SALARY RATE	104,368,390



State University System of Florida Overview

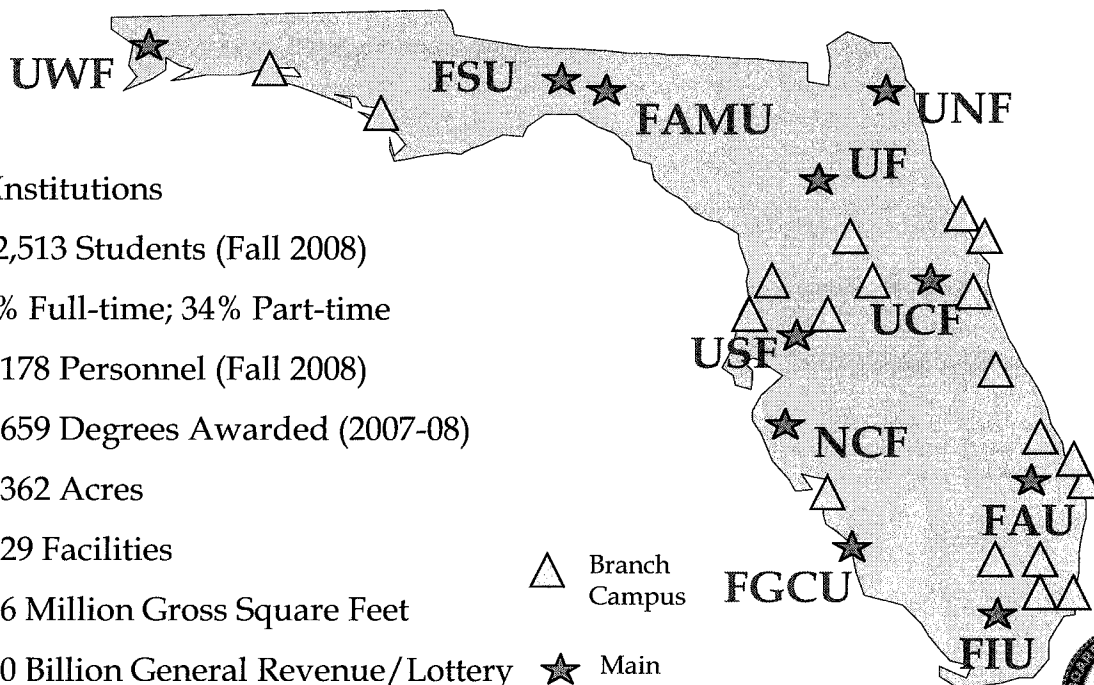
Sheila McDevitt, Chair

SUS At A Glance

- 11 Institutions
- 302,513 Students (Fall 2008)
- 66% Full-time; 34% Part-time
- 61,178 Personnel (Fall 2008)
- 70,659 Degrees Awarded (2007-08)
- 31,362 Acres
- 3,629 Facilities
- 77.6 Million Gross Square Feet
- \$2.0 Billion General Revenue/Lottery

△ Branch
Campus

★ Main
Campus



State University Instructional Locations And Community College Partners

09/24/09

LEGEND SUS

- Main Campus
- Branch Campus
- △ Instructional Site

LEGEND CC

- ⊞ Stand-Alone plus Partnership
- ⊞ Partnership with SUS & Other
- ⊞ Partnership with Other Only

- Florida A&M University
- Florida Atlantic University
- Florida Gulf Coast University
- Florida International University
- Florida State University
- New College of Florida
- University of Central Florida
- University of Florida
- University of North Florida
- University of West Florida
- University of South Florida

SUS Distance Education 05-06

31 Bachelor's Programs

6,243 Course Sections

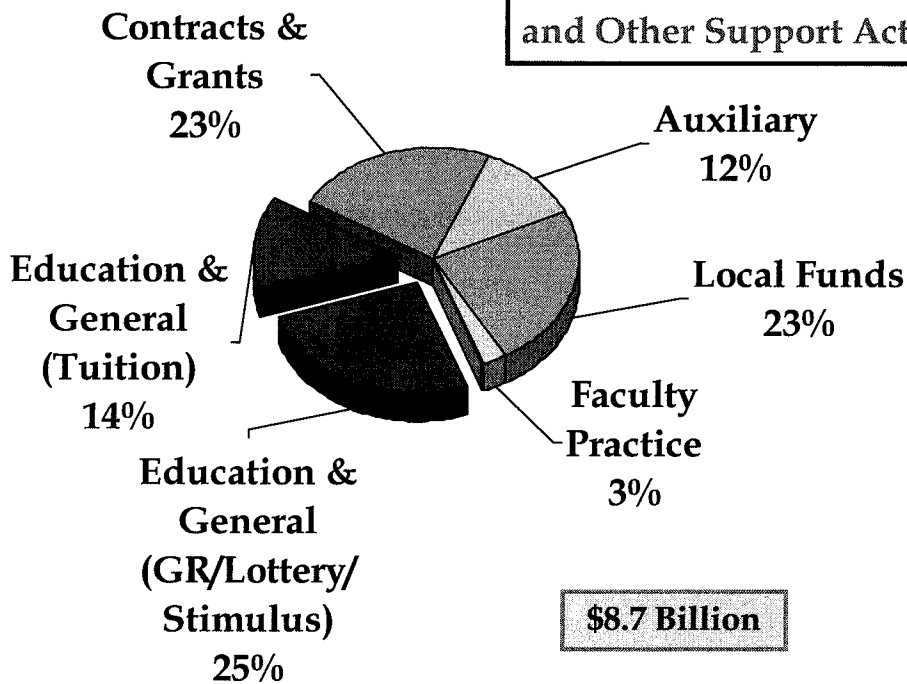
105,862 Baccalaureate Students



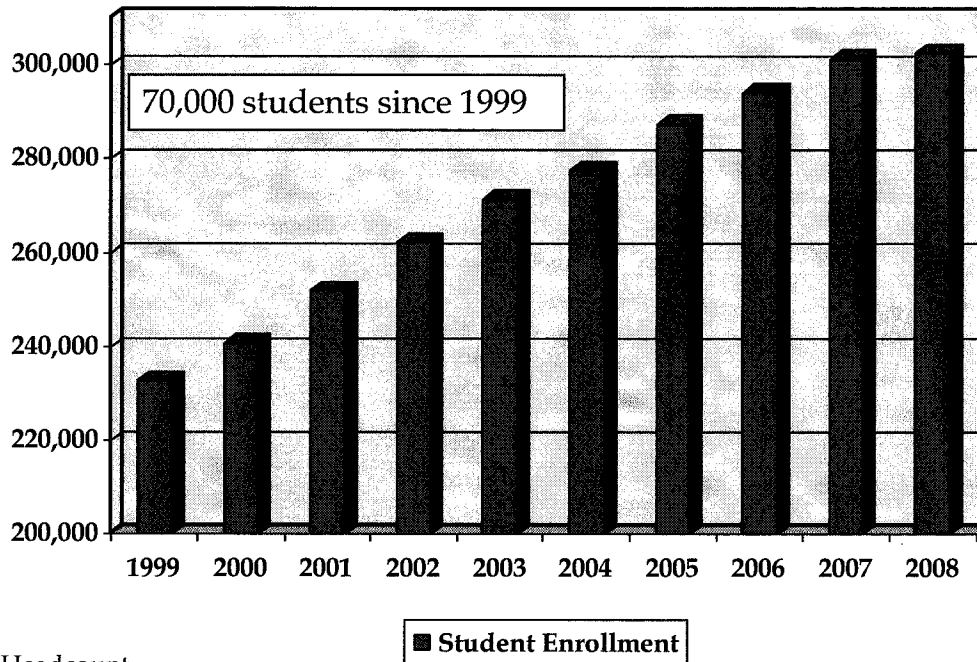
Board of Governors, State University System of Florida

SUS 2009-2010 Operating Budget

About 60% of the Funds are Restricted to Contracts & Grants and Other Support Activities.



Over 300,000 Students Attend State Universities



Fall Headcount



5

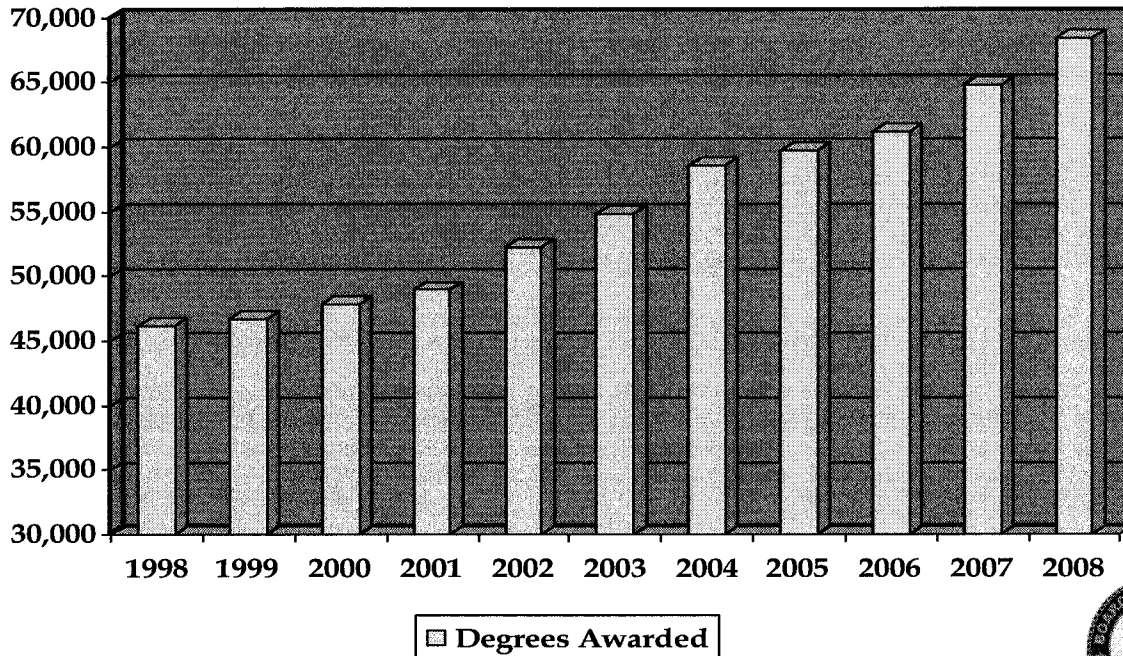
Florida Graduation Rates are High Compared to Funding

Graduation Rate % Within Six Years (00-06)		Funding Per Full-Time Student	
Delaware	68.8	Delaware	\$22,936
Virginia	66.5	Maryland	\$18,255
Maryland	63.1	South Carolina	\$16,554
South Carolina	59.4	North Carolina	\$15,741
Florida	59.1	Kentucky	\$15,562
North Carolina	59.1	Alabama	\$14,719
Texas	49.9	Mississippi	\$14,618
Mississippi	49.7	Virginia	\$14,063
Georgia	48.1	Texas	\$14,002
Alabama	47.7	Oklahoma	\$12,925
Tennessee	45.0	Tennessee	\$12,921
Oklahoma	43.6	Arkansas	\$12,919
West Virginia	41.6	Georgia	\$12,816
Kentucky	40.6	Florida	\$12,780
Arkansas	39.2	Louisiana	\$11,547
Louisiana	37.2	West Virginia	\$11,109
SREB states	51.1	SREB states	\$14,063



6

Degree Production has Increased 48% Since 1998



7

Advancing Quality Education and Research Discovery

- **Kiplinger's Ranks SUS Institutions** (Based on Quality and Affordability)
 - UF & NCF ranked in top 10
 - FSU, UCF & USF ranked in top 100

- **World-Class Research**
 - 11 Centers of Excellence
 - 16 World Class Scholars
 - 17 State University Research Commercialization Assistance Grants



8



State University System of Florida Overview

Frank T. Brogan, Chancellor

A Shared Vision for Higher Education

- Planning strategically for the future of the State University System
- Articulating the Florida College System's role in baccalaureate production
- Creating a collaborative planning process for Pre-K through Ph.D.



Ensuring Accountability

- Practical dashboard indicators of progress for the State University System
- Reliable and relevant data for multiple constituencies
- Clear, concise and consistent annual reporting



3

"Slingshot into the Future"

Creating Florida's Knowledge-Based Economy

- **Building on the present economic base**
 - Agriculture
 - Tourism
 - Growth
- **Public universities as economic engines**
 - Creating access to bachelor's, master's and doctoral degrees
 - Tapping the power of robust research
 - Growing companies for the new economy
 - Generating high-tech/high-wage jobs
 - Producing talent for the knowledge-based economy
- **Long-term investment**
 - Predictability
 - Flexibility
 - Accountability & Productivity



4

The Power of Collaboration

Partners in Education

- Legislature & Governor
- Pre-K thru 12 and Florida College System
- Private Colleges and Universities
- Business Community





State University System of Florida

Florida A&M University

Location: Tallahassee, Florida
President: Dr. James Ammons
Founded: 1887
Information: 850.599.3796
Web site: www.famu.edu

Florida Atlantic University

Location: Boca Raton, Florida
Interim President: Dr. John Pritchett
Founded: 1964
Information: 561.297.3000
Web site: www.fau.edu

Florida Gulf Coast University

Location: Ft. Myers, Florida
President: Dr. Wilson G. Bradshaw
Founded: 1997
Information: 800.590.3428
Web site: www.fgcu.edu

Florida International University

Location: Miami, Florida
President: Dr. Mark B. Rosenberg
Founded: 1972
Information: 305.348.2000
Web site: www.fiu.edu

Florida State University

Location: Tallahassee, Florida
President: Dr. T.K. Wetherell
Founded: 1851
Information: 850.644.2525
Web site: www.fsu.edu

New College of Florida

Location: Sarasota, Florida
President: Dr. Gordon E. Michalson, Jr.
Founded: 2001
Information: 941.487.4100
Web site: www.ncf.edu

University of Central Florida

Location: Orlando, Florida
President: Dr. John C. Hitt
Founded: 1963
Information: 407.823.2000
Web site: www.ucf.edu

University of Florida

Location: Gainesville, Florida
President: Dr. Bernard Machen
Founded: 1853
Information: 352.392.3261
Web site: www.ufl.edu

University of North Florida

Location: Jacksonville, Florida
President: Mr. John Delaney
Founded: 1969
Information: 904.620.1000
Web site: www.unf.edu

University of South Florida

Location: Tampa, Florida
President: Dr. Judy Genshaft
Founded: 1956
Information: 813.974.2011
Web site: www.usf.edu

University of West Florida

Location: Pensacola, Florida
President: Dr. Judith A. Bense
Founded: 1967
Information: 850.474.3360
Web site: www.uwf.edu

Board of Governors

The Board of Governors is comprised of seventeen members, fourteen of whom are appointed by the Florida Governor and confirmed by the Florida Senate for a term of seven years. The remaining members include the President of the Advisory Council of the Faculty Senate, the Commissioner of Education, and the Chair of the Florida Student Council. The Board oversees the operation and management of the Florida public university system's eleven institutions.

- **Sheila M. McDevitt, Chair** (term 12/9/2003 - 1/6/2010)
- **Ava L. Parker, Vice Chair** (term 6/18/2003 - 1/6/2010)
- **John Barnes** (student representative)
- **John Dasburg** (term 1/7/2003 - 1/6/2010)
- **Ann W. Duncan** (term 2/21/2005 - 1/6/2012)
- **Charles B. Edwards** (term 1/20/2006 - 1/6/2013)
- **J. Stanley Marshall** (term 2/21/2005 - 1/6/2012)
- **Frank Martin** (term 2/7/2006 - 1/6/2012)
- **Tico Perez** (term 1/20/2006 - 1/6/2013)
- **Carolyn K. Roberts** (term 1/7/2003 - 1/6/2010)
- **Judith Solano** (term 8/1/2008 - 7/21/2010)
- **Eric J. Smith** (Education Commissioner)
- **Gus A. Stavros** (term 1/26/2007 - 1/6/2013)
- **John W. Temple** (term 1/20/2006 - 1/6/2013)
- **Norman D. Tripp** (term 4/1/2008 - 1/6/2013)
- **Zachariah P. Zachariah** (term 1/7/2003 - 1/6/2010)

Contact a member of the Board of Governors:

Board of Governors
State University System of Florida
325 West Gaines Street, Suite 1614
Tallahassee, Florida 32399-0400

FLORIDA COMMUNITY COLLEGES

BREVARD COMMUNITY COLLEGE

1519 Clearlake Road
Cocoa, FL 32922-6597
James A. Drake, President
(Brevard County)
(321) 632-1111, SC 361-2200

BROWARD COLLEGE

111 East Las Olas Boulevard
Fort Lauderdale, FL 33301
J. David Armstrong, Jr., President
(Broward County)
(954) 201-7350

CENTRAL FLORIDA COMMUNITY COLLEGE

P. O. Box 1388
Ocala, FL 34478
Charles R. Dassance, President
(Marion, Citrus, Levy Counties)
(352) 237-2111, SC 897-2111

CHIPOLA COLLEGE

3094 Indian Circle
Marianna, FL 32446-2053
Gene Prough, President
(Jackson, Calhoun, Holmes, Liberty, Washington Counties)
(850) 526-2761, SC 776-2200

DAYTONA STATE COLLEGE

P. O. Box 2811
Daytona Beach, FL 32120-2811
D. Kent Sharples, President
(Volusia, Flagler Counties)
(386) 506-3000

EDISON STATE COLLEGE

P. O. Box 60210
Fort Myers, FL 33906-6210
Kenneth P. Walker, President
(Lee, Charlotte, Collier, Glades, Hendry Counties)
(239) 489-9300, SC 724-1300

FLORIDA COMMUNITY COLLEGE AT JACKSONVILLE

501 West State Street
Jacksonville, FL 32202-4076
Steven R. Wallace, President
(Duval, Nassau Counties)
(904) 633-8100

FLORIDA KEYS COMMUNITY COLLEGE

5901 College Road
Key West, FL 33040-4397
TBA
(Monroe County)
(305) 296-9081, SC 485-1315

GULF COAST COMMUNITY COLLEGE

5230 West Highway 98
Panama City, FL 32401-1058
A. James Kerley, President
(Bay, Franklin, Gulf Counties)
(850) 769-1551, SC 780-1011

HILLSBOROUGH COMMUNITY COLLEGE

P. O. Box 31127
Tampa, FL 33631-3127
Gwendolyn W. Stephenson, President
(Hillsborough County)
(813) 253-7000, SC 553-7000

INDIAN RIVER STATE COLLEGE

3209 Virginia Avenue
Fort Pierce, FL 34981-5596
Edwin R. Massey, President
(St. Lucie, Indian River, Martin, Okeechobee Counties)
(772) 462-4722, SC 246-4722

LAKE CITY COMMUNITY COLLEGE

149 S.E. College Place
Lake City, FL 32025-2007
Charles W. Hall, President
(Columbia, Baker, Dixie, Gilchrist, Union Counties)
(386) 752-1822, SC 840-4349

LAKE-SUMTER COMMUNITY COLLEGE

9501 U.S. Highway 441
Leesburg, FL 34788-8751
Charles R. Mojock, President
(Lake, Sumter Counties)
(352) 365-3523, SC 649-1011

MANATEE COMMUNITY COLLEGE

P. O. Box 1849
Bradenton, FL 34206-1849
Lars Hafner, President
(Manatee, Sarasota Counties)
(941) 752-5000 SC 560-5000

MIAMI DADE COLLEGE

300 N. E. Second Avenue
Miami, FL 33132-2297
Eduardo J. Padron, President
(Dade County)
(305) 237-3316, SC 477-3316

NORTH FLORIDA COMMUNITY COLLEGE

325 N.W. Turner Davis Drive
Madison, FL 32340
John Grosskopf, President
(Madison, Hamilton, Jefferson, Lafayette, Suwannee, Taylor Counties)
(850) 973-1618, SC 298-1000

NORTHWEST FLORIDA STATE COLLEGE

100 College Boulevard
Niceville, FL 32578
Jill White, Acting President
(Okaloosa, Walton Counties)
(850) 729-5360, SC 687-1111

PALM BEACH COMMUNITY COLLEGE

4200 Congress Avenue
Lake Worth, FL 33461-4796
Dennis P. Gallon, President
(Palm Beach County)
(561) 967-7222, SC 258-7222

PASCO-HERNANDO COMMUNITY COLLEGE

10230 Ridge Road
New Port Richey, FL 34654-5199
Katherine M. Johnson, President
(Hernando, Pasco Counties)
(727) 816-3400, SC 528-3000

PENSACOLA JUNIOR COLLEGE

1000 College Boulevard
Pensacola, FL 32504-8898
Charles E. Meadows, President
(Escambia, Santa Rosa Counties)
(850) 484-1000, SC 681-1000

POLK COMMUNITY COLLEGE

999 Avenue H, N. E.
Winter Haven, FL 33881-4299
Eileen Holden, President
(Polk County)
(863) 297-1000, SC 580-1000

ST. JOHNS RIVER COMMUNITY COLLEGE

5001 St. Johns Avenue
Palatka, FL 32177-3897
Joe Pickens, President
(Putnam, Clay, St. Johns Counties)
(386) 312-4200, SC 890-4200

ST. PETERSBURG COLLEGE

P. O. Box 13489
St. Petersburg, FL 33733-3489
Carl M. Kuttler, Jr., President
(Pinellas County)
(727) 341-3245, SC 532-3600

SANTA FE COLLEGE

3000 N.W. 83rd Street
Gainesville, FL 32606-6200
Jackson N. Sasser, President
(Alachua, Bradford Counties)
(352) 395-5164, SC 650-5000

SEMINOLE COMMUNITY COLLEGE

100 Weldon Boulevard
Sanford, FL 32773-6199
E. Ann McGee, President
(Seminole County)
(407) 708-2009, SC 353-3100

SOUTH FLORIDA COMMUNITY COLLEGE

600 West College Drive
Avon Park, FL 33825-9399
Norman L. Stephens, Jr., President
(Highlands, DeSoto, Hardee Counties)
(863) 453-6661, SC 750-1127

TALLAHASSEE COMMUNITY COLLEGE

444 Appleyard Drive
Tallahassee, FL 32304-2895
William D. Law, Jr., President
(Leon, Gadsden, Wakulla Counties)
(850) 201-8660, SC 219-6200

VALENCIA COMMUNITY COLLEGE

P. O. Box 3028
Orlando, FL 32802-3028
Sanford C. Shugart, President
(Orange, Osceola Counties)
(407) 299-5000, SC 339-0111

FOR ADDITIONAL INFORMATION CONTACT
FLORIDA COMMUNITY COLLEGES, 1314 TURLINGTON BUILDING, TALLAHASSEE, FL 32399-0400
(850) 245-0407, SUNCOM 205-0407
INTERNET ADDRESS: <http://www.fldoe.org/cc>

August 1, 2007

Career and Adult Education

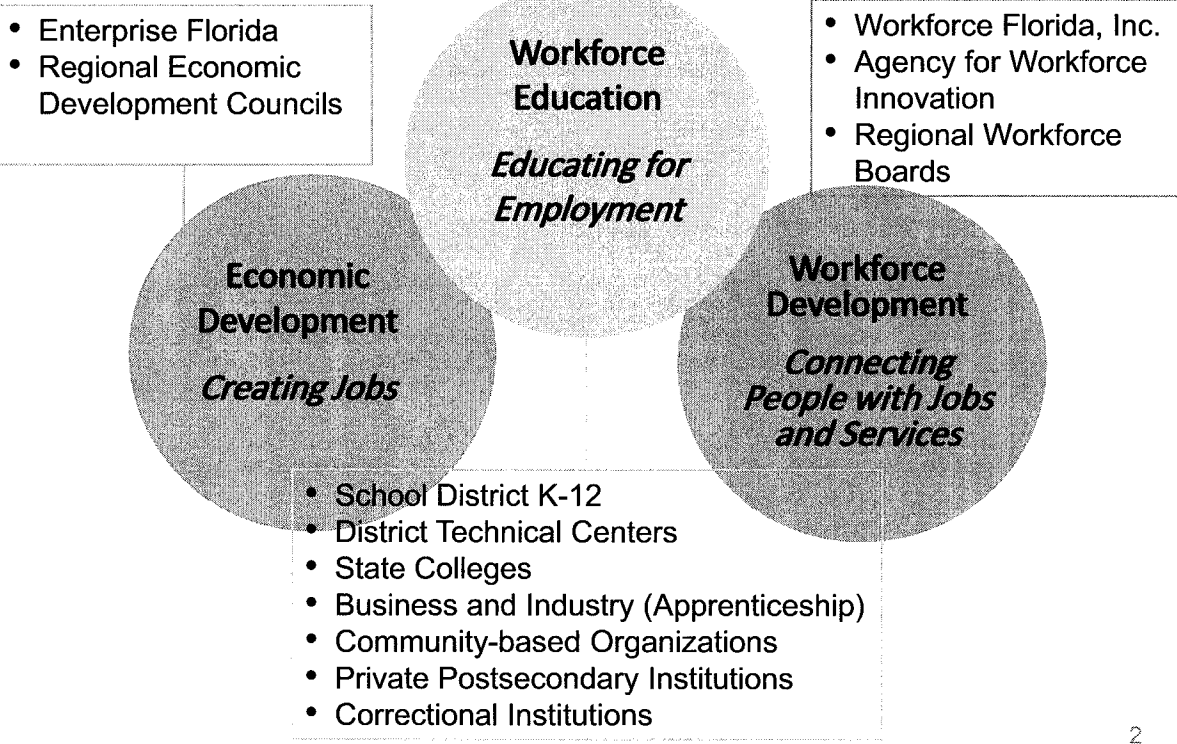
FLORIDA DEPARTMENT OF EDUCATION
Learning Today, Earning Tomorrow



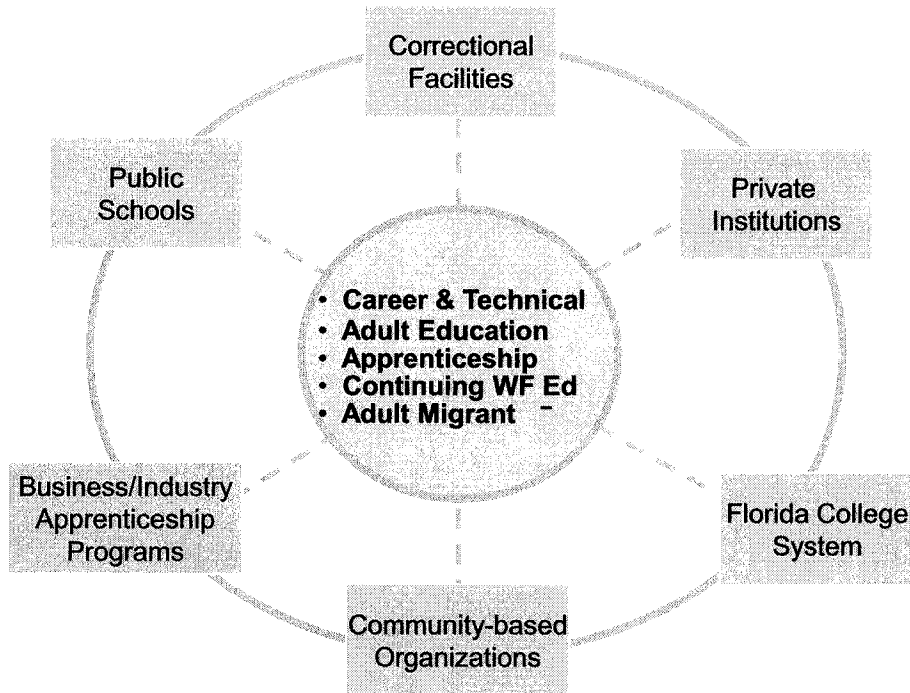
An Overview of Workforce Education Programs

Florida Department of Education

Florida's Economic Partnership



Workforce Education Delivery System




3

Workforce Education Programs

- Career and Technical Education
- Adult Education
- Apprenticeship
- Continuing Workforce Education
- Adult Migrant

4


Workforce Education Customers



- Adults and youth seeking technical skills and training for the workplace
- Employed adults seeking skill upgrades and maintenance through continuing workforce education
- Adults seeking literacy skills for employment and lifelong learning
- Adults and youth seeking a high school diploma or GED
- Adults seeking enhanced fluency in written and spoken English

5


Workforce Education Programs



- **Career and Technical Education**
 - **Academic and Technical** skills training that results in employment in specific occupations:
 - Secondary and Postsecondary
 - Sixteen Career Clusters
- **Adult General Education**
 - These programs assist adults to become ***literate and obtain the knowledge and skills necessary for employment and self-sufficiency*** and in the completion of a secondary education diploma.
 - Basic Literacy
 - Adult High School
 - GED
 - English for Speakers of Other Languages (ESOL)
 - Vocational Preparatory Instruction
 - Citizenship
- **Apprenticeship**
 - Apprentices who complete registered apprenticeship programs are accepted by the industry as journeymen. Certifications earned through registered apprenticeship programs are recognized nationwide.

6

Sixteen Career Clusters



Agriculture, Food & Natural Resources	Architecture & Construction	Arts, A/V Technology & Communication	Business, Management & Administration
Education & Training	Health Science	Hospitality & Tourism	Human Services
Information Technology	Manufacturing	Marketing, Sales & Service	Science, Technology, Engineering and Mathematics
Financial Services	Law, Public Safety & Security	Transportation, Distribution & Logistics	Government & Public Administration

Learning Today, Earning Tomorrow



Life Sciences

- Nursing (CNA, LPN, RN)
- Emergency Medical Technician/Paramedic
- Dental Hygiene
- Respiratory Care
- Surgical Technology
- Patient Care Technician
- Nursing Assistant/Long-Term Care
- Biotechnology Laboratory Technician

Manufacturing

- Drafting & Design Technology
- Manufacturing Technology
- Computer Electronics Technology
- Machining
- Sheet Metal Fabrication Technology

Information Technology

- Computer Information Administrator
- Computer Programming & Analysis
- Network Administrator
- Computer Programming
- Internet Services Technology
- Web Development Specialist
- Multimedia Design Technology

Homeland Defense/Security

- Criminal Justice Technology
- Law Enforcement Officer
- Correctional Officer
- Fire Science Technology
- Civil Engineering Technology


Financial/Professional Services

- Accounting Technology
- Business Administration
- Office Administration
- Administrative Assistant
- Medical and Legal Administrative Assistant
- Court Reporting/Voice Writing Technology

Aviation/Aerospace

- Aviation Administration
- Aerospace Technology
- Aircraft Airframe Mechanics
- Aircraft Power Plant Mechanics
- Avionics

Workforce Education Programs




- **Continuing Workforce Education**

- Training to ***upgrade skills*** for the following:
 - Licensure or certification renewal by a regulatory agency or credentialing body
 - New or expanding businesses
 - Retraining of employees due to changes in products or services or to increase the efficiency and productivity.
 - Enhancing occupational skills to maintain current employment, cross-train, or upgrade employment


- **Adult Migrant**

- Provides education, skills training, supportive services, and job placement assistance to eligible migrant and seasonal farmworkers and their dependents. These services are provided that they may achieve economic self-sufficiency by obtaining employment outside of agriculture or upgrading their skills and stabilizing their employment in agriculture.

Department of Education



Public Workforce Education Structure



Districts

Florida Colleges

SECONDARY FUNDING

Florida Education Finance Program (FEFP)

POSTSECONDARY FUNDING

Workforce Development Funds
Performance-based Incentives

Community College Program Fund

CREDENTIALS

Career Certificate
Applied Technology Diploma
Continuing Workforce Education
Apprenticeship
Literacy/Diploma Programs

Associate Degrees (A.S, A.A.S)
College Credit Certificates
Career Certificate
Applied Technology Diploma
Continuing Workforce Education
Apprenticeship
Literacy/Diploma

Secondary career and technical education programs provide introductory training and articulation opportunities to postsecondary workforce education programs offered by districts and community colleges.

11

District Program Enrollments, 2008-09




SECONDARY	Enrollments
Unduplicated statewide enrollment in job preparatory secondary CTE programs.	336,285
POSTSECONDARY	Enrollments*
Career Certificate	53,793
Applied Technology Diploma	1,555
Apprenticeship	10,715
Literacy/Diploma Programs	289,694
Continuing Workforce Education	40,212
TOTAL POSTSECONDARY STUDENTS SERVED	395,969

* Students enrolled in more than one program are counted multiple times.

12

District Postsecondary Summary



Total Unduplicated Annual Students, 2008-2009: 379,980

System Profile


- Districts with workforce programs: 57
- Districts with career certificate programs: 35
- Districts with adult general education programs: 57
- Districts with apprenticeship programs: 19
- Continuing Workforce Education: 29

Student Profile

- Average student age
 - Adult Basic: 28
 - Career Certificate: 29
- Gender 50.2% female
- Minority enrollment 69.6%

13

Florida College Summary



Total Unduplicated Annual Students, 2008-2009: 372,911

System Profile


- Colleges with CTE degree programs: 28
- Colleges with career certificate programs: 26
- Colleges with adult general education programs: 18
- Colleges with apprenticeship programs: 14
- Continuing Workforce Education: 28

Student Profile

- Average student age
 - Adult Basic: 29
 - CTE Degree: 31
 - Career Certificate: 32

14

College Enrollments, 2008-09



Program	Enrollments
Career Certificate/Apprenticeship	29,626
College Credit Certificate/Applied Technology Diploma	13,583
Associate in Science/Applied Science	66,712
Literacy/Diploma Programs	82,360
Continuing Workforce Education	180,378
TOTAL STUDENTS SERVED	372,911

15

Postsecondary CTE Outcomes




Initial Fall 2007 Outcomes for 2006-07 Completers					
Credential	Completers	Continuing Education	Found Employed	Earnings	
				Female	Male
District Career Certificate *	22,793	35%	71%	\$28,134	\$35,439
College Career Certificate *	10,846	28%	81%	\$33,974	\$39,635
College A.S.	9,073	28%	78%	\$43,668	\$49,392

*Earned terminal OCP

16

Secondary Career and Technical Education Student Performance



- 93% graduation rate among CTE concentrators (3 or more courses in a single CTE program)
- 87% of CTE concentrator graduates placed in postsecondary education or employment
- Academic Achievement

2007-08 Student Population	At Grade Level in Math	At Grade Level in Reading
CTE Concentrators	76%	45%
All Students, Grade 10	69%	38%

17

American Recovery and Reinvestment Act (ARRA)



State Fiscal Stabilization Fund EDUCATION (Workforce Development) \$19,386,713			
Positions (FTE) Saved	530	Number of Agencies	26
Positions Created	12	Applications Received	26
Positions Continued	6	Programs Reviewed	26
Salaries Amount	\$12,962,024	Award Letters Issued	26
Benefits Amount	\$3,170,538	% Completed	100%
% of Salaries/Benefits	83%		
Renovations	\$180,232		
Professional Development	-		
Equipment	\$2,486,193		
Other	\$587,725		

18

American Recovery and Reinvestment Act (ARRA)



State Fiscal Stabilization Fund GOVERNMENT SERVICES (Workforce Development) \$5,094,442			
Positions Saved	93	Number of Agencies	58
Positions Created	1	Applications Received	58
Positions Continued	33	Programs Reviewed	58
Salaries Amount	\$2,964,332	Award Letters Issued	58
Benefits Amount	\$775,176	% Completed	100%
% of Salaries/Benefits	73%		
Renovations	\$205,683		
Professional Development	\$33,371		
Equipment	\$745,339		
Other	\$370,992		


19

ARRA Workforce Allocations



- Total Allocated/Awarded \$24,481,155
- Amount Disbursed
 - Education = \$1,415,576.33
 - Government Services = \$215,489.38

Federal Grants Administered by Workforce Education

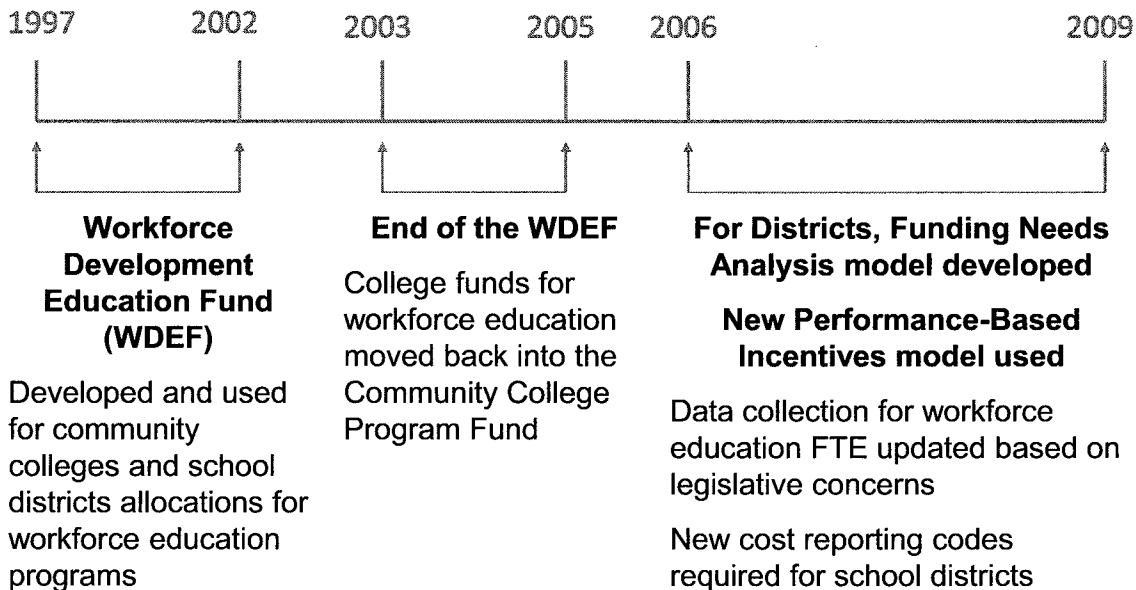



Three federal programs provide supplemental funds to support workforce education programs.

FEDERAL GRANT	2009-10 AWARD
Carl D. Perkins Career and Technical Education Act	\$65,244,410
Workforce Investment Act (WIA)	35,402,010
Farmworker (Migrant Adult)	\$4,064,259


21

District Workforce Education Equity in Funding

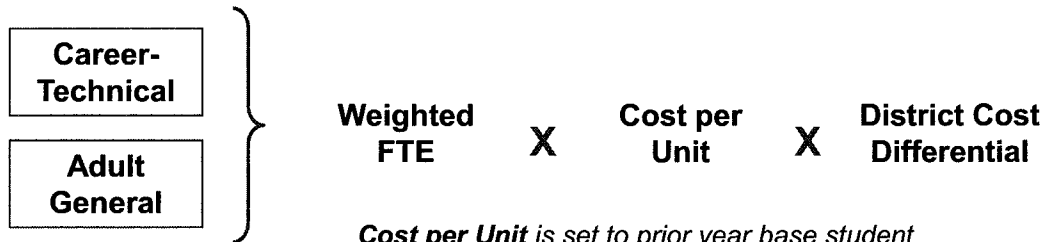


22

District Funding Needs Analysis

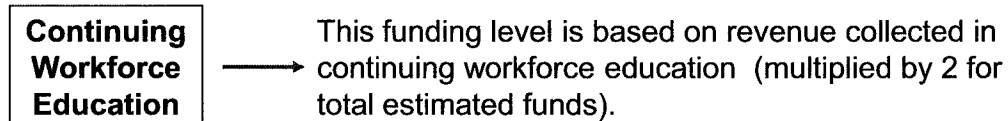


CALCULATION OF TOTAL FUNDING NEED



***Cost per Unit** is set to prior year base student allocation with an inflation adjustment.*

***Weighted FTE:** District Funding Steering Committee establishes low, medium and high cost for all program areas, until reliable district cost data becomes available.*



District Funding Needs Analysis



CALCULATION OF STATE FUNDING NEED




CALCULATION OF UNMET FUNDING NEED



Previous policy was to hold institutions harmless if the CURRENT APPROPRIATION exceeded the TOTAL FUNDING NEED.

For 2009-10 allocation recommendations to the legislature, the Division proposal is to re-base the Workforce Development Funds for districts with a current year appropriation that exceeds the total funding need by 110% or more.

Equity in Funding



- Overall, current state funds per weighted FTE is \$3,196
 - 30 districts have state funds per FTE below this level
 - Of these 30, fourteen (14) districts have a funds per weighted FTE below \$2,500
 - Fifteen (15) districts have state funds per FTE above \$4,000

25

Equity in Funding



- OPPAGA study on the program cost will be available in January 2010
 - Weights for FTE may be adjusted based on this study
- Recommendation for next year is to use the Funding Needs Analysis to create more equity in the state funds per FTE provided for school district workforce education programs.
 - Agency LBR has estimated equity adjustment for district below the system average of about \$30 million

26

Loretta Costin, Interim Chancellor
Division of Career and Adult Education

(850) 245-9463

Loretta.Costin@fldoe.org

Informational Materials

Institutions eligible for Florida Resident Access Grants

Institutions eligible for Access to Better Learning & Education Grants

Additional Resources

Florida Department of Education: <http://www.fldoe.org>

Florida Board of Governors: <http://www.flbog.org>

Independent Colleges & Universities of Florida: <http://www.icuf.edu>

Florida Association of Postsecondary Schools & Colleges: <http://www.fapsc.org/>

Commission on Independent Education: <http://www.fldoe.org/cie/>

Office of Student Financial Assistance: <http://www.floridastudentfinancialaid.org>



1-888-827-2004
 Florida Department of Education
 Office of Student Financial Assistance

**2009-10 FLORIDA RESIDENT ACCESS GRANT PROGRAM
 ELIGIBLE INSTITUTIONS**

Postsecondary Institution List:

ALL INSTITUTIONS

[Return to Programs Listing](#)

ALL INSTITUTIONS

INSTITUTION NAME	ACCREDITATION AGENCY	FINANCIAL AID OFFICE
BARRY UNIVERSITY	SOUTHERN ASSOCIATION OF COLLEGES AND SCHOOLS	(800) 695-2279
BEACON COLLEGE	SOUTHERN ASSOCIATION OF COLLEGES AND SCHOOLS	(352) 787-7660
BETHUNE-COOKMAN UNIVERSITY	SOUTHERN ASSOCIATION OF COLLEGES AND SCHOOLS	(386) 481-2620
CLEARWATER CHRISTIAN COLLEGE	SOUTHERN ASSOCIATION OF COLLEGES AND SCHOOLS	(727) 726-1153
ECKERD COLLEGE	SOUTHERN ASSOCIATION OF COLLEGES AND SCHOOLS	(727) 867-1166
EDWARD WATERS COLLEGE	SOUTHERN ASSOCIATION OF COLLEGES AND SCHOOLS	(904) 470-8190
EMBRY-RIDDLE AERONAUTICAL UNIVERSITY	SOUTHERN ASSOCIATION OF COLLEGES AND SCHOOLS	(386) 226-6300
FL COLLEGE	SOUTHERN ASSOCIATION OF COLLEGES AND SCHOOLS	(813) 988-5131
FL HOSPITAL COLLEGE OF HEALTH SCIENCE	SOUTHERN ASSOCIATION OF COLLEGES AND SCHOOLS	(407) 303-6963
FL INSTITUTE OF TECHNOLOGY	SOUTHERN ASSOCIATION OF COLLEGES AND SCHOOLS	(321) 674-8000
FL MEMORIAL UNIVERSITY	SOUTHERN ASSOCIATION OF COLLEGES AND SCHOOLS	(305) 430-1168
FL SOUTHERN COLLEGE	SOUTHERN ASSOCIATION OF COLLEGES AND SCHOOLS	(863) 680-4140
FLAGLER COLLEGE	SOUTHERN ASSOCIATION OF COLLEGES AND SCHOOLS	(904) 819-6225
HODGES UNIVERSITY	SOUTHERN ASSOCIATION OF COLLEGES AND SCHOOLS	(239) 513-1122
JACKSONVILLE UNIVERSITY	SOUTHERN ASSOCIATION OF COLLEGES AND SCHOOLS	(904) 256-7060
LYNN UNIVERSITY	SOUTHERN ASSOCIATION OF COLLEGES AND SCHOOLS	(561) 237-7185
NOVA SOUTHEASTERN UNIVERSITY	SOUTHERN ASSOCIATION OF COLLEGES AND SCHOOLS	(800) 541-6682
PALM BEACH ATLANTIC UNIVERSITY	SOUTHERN ASSOCIATION OF COLLEGES AND SCHOOLS	(561) 803-2000
RINGLING COLLEGE OF ART AND DESIGN	SOUTHERN ASSOCIATION OF COLLEGES AND SCHOOLS	(941) 351-5100
ROLLINS COLLEGE	SOUTHERN ASSOCIATION OF COLLEGES AND SCHOOLS	(407) 646-2395
SAINT LEO UNIVERSITY	SOUTHERN ASSOCIATION OF COLLEGES AND SCHOOLS	(866) 708-7770
SOUTHEASTERN UNIVERSITY	SOUTHERN ASSOCIATION OF COLLEGES AND SCHOOLS	(863) 667-5000
ST THOMAS UNIVERSITY	AMERICAN BAR ASSOCIATION, COUNCIL OF THE SECTION OF LEGAL EDUCATION AND ADMISSIONS TO THE BAR, SOUTHERN ASSOCIATION OF COLLEGES AND SCHOOLS	(305) 474-6900
STETSON UNIVERSITY	SOUTHERN ASSOCIATION OF COLLEGES AND SCHOOLS	(386) 822-7100
UNIV OF MIAMI	SOUTHERN ASSOCIATION OF COLLEGES AND SCHOOLS	(305) 284-5212
UNIV OF TAMPA	SOUTHERN ASSOCIATION OF COLLEGES AND SCHOOLS	(813) 253-3333
WARNER UNIVERSITY	SOUTHERN ASSOCIATION OF COLLEGES AND SCHOOLS	(863) 638-7202
WEBBER INTERNATIONAL UNIVERSITY	SOUTHERN ASSOCIATION OF COLLEGES AND SCHOOLS	(863) 638-2929

Please use Microsoft Internet Explorer browser version 6.3 or higher for best results in interacting with this Web site.
[Previous Page](#) | [Home](#) | [Site Index](#) | [Printing Instructions](#)

§ Date Last Modified: 6/18/2009 3:05:37 PM

**2009-10 ACCESS TO BETTER LEARNING AND EDUCATION GRANT
ELIGIBLE INSTITUTIONS**

Postsecondary Institution List:

ALL INSTITUTIONS

[Return to Programs Listing](#)

ALL INSTITUTIONS

INSTITUTION NAME	ACCREDITATION AGENCY	FINANCIAL AID OFFICE
AI MIAMI INTL UNIV OF ART & DESIGN	SOUTHERN ASSOCIATION OF COLLEGES AND SCHOOLS	(305) 428-5700
BELHAVEN COLLEGE	SOUTHERN ASSOCIATION OF COLLEGES AND SCHOOLS	(407) 804-1424
CARLOS ALBIZU UNIVERSITY	MIDDLE STATES ASSOCIATION OF COLLEGES AND SCHOOLS	(305) 593-1223
COLUMBIA COLLEGE	NORTH CENTRAL ASSOCIATION OF COLLEGES AND SCHOOLS	(573) 875-7390
FL NATIONAL COLLEGE	SOUTHERN ASSOCIATION OF COLLEGES AND SCHOOLS	(305) 821-3333
JOHNSON & WALES UNIVERSITY	NEW ENGLAND ASSOCIATION OF SCHOOLS AND COLLEGES	(305) 892-7000
KEISER UNIVERSITY	SOUTHERN ASSOCIATION OF COLLEGES AND SCHOOLS	(954) 776-4476
NATIONAL LOUIS UNIVERSITY	NORTH CENTRAL ASSOCIATION OF COLLEGES AND SCHOOLS	(813) 286-8087
NORTHWOOD UNIVERSITY	NORTH CENTRAL ASSOCIATION OF COLLEGES AND SCHOOLS	(561) 478-5590
SOUTH UNIVERSITY	SOUTHERN ASSOCIATION OF COLLEGES AND SCHOOLS	(561) 697-9200
SPRINGFIELD COLLEGE	NEW ENGLAND ASSOCIATION OF SCHOOLS AND COLLEGES	(413) 748-3108
TRINITY INTERNATIONAL UNIVERSITY	NORTH CENTRAL ASSOCIATION OF COLLEGES AND SCHOOLS	(954) 382-6400
UNION INSTITUTE & UNIVERSITY	NORTH CENTRAL ASSOCIATION OF COLLEGES AND SCHOOLS	(800) 486-3116

Please use Microsoft Internet Explorer browser version 6.3 or higher for best results in interacting with this Web site.
[Previous Page](#) | [Home](#) | [Site Index](#) | [Printing Instructions](#)

§ Date Last Modified: 6/18/2009 3:05:37 PM

