

Education Policy Council

**Tuesday, October 6, 2009
1:30 - 2:30 PM
Morris Hall (17 HOB)**

**Larry Cretul
Speaker**

**Will W. Weatherford
Chair**

Education Policy Council
Members
2009-2010 Session

Chair



Rep. Will Weatherford (R)

Vice-Chair



Rep. Marti Coley (R)

Democratic Ranking Member



Rep. Bill Heller (D)



Rep. Charles Chestnut, IV (D)



Rep. Faye Culp (R)



Rep. Anitere Flores (R)



Rep. Erik Fresen (R)



Rep. Eduardo Gonzalez (R)



Rep. Mia Jones (D)

Education Policy Council
Members
2009-2010 Session



Rep. Martin David Kiar (D)



Rep. John Legg (R)



Rep. Seth McKeel (R)



Rep. Marlene O'Toole (R)



Rep. William Proctor (R)



Rep. Maria Lorts Sachs (D)



Rep. Kelli Stargel (R)

PK-20 Education Data Warehouse 10/2/09 EDW496
 2006-07 Standard High School Diploma Recipients in 2007-08 Postsecondary
 by Acceleration¹ Credits Received in High School

Acceleration Course Completion	Student Count	Not Ready in Math	Not Ready in Reading	Not Ready in Writing	Not Ready in At least 1 subject
Students with no courses (0 credit)	35,561	49%	38%	32%	61%
Students in courses for one to two semesters (.5 - 1 credit)	9,869	24%	16%	13%	33%
Students in courses for three to four semesters (1.5 - 2 credits)	7,007	15%	9%	7%	21%
Students in courses for five to six semesters (2.5 - 3 credits)	5,128	9%	4%	3%	12%
Students in courses for seven semesters or more (3.5 or more credits)	20,180	3%	1%	1%	4%

¹Acceleration includes AP, IB, AICE and Dual Enrollment

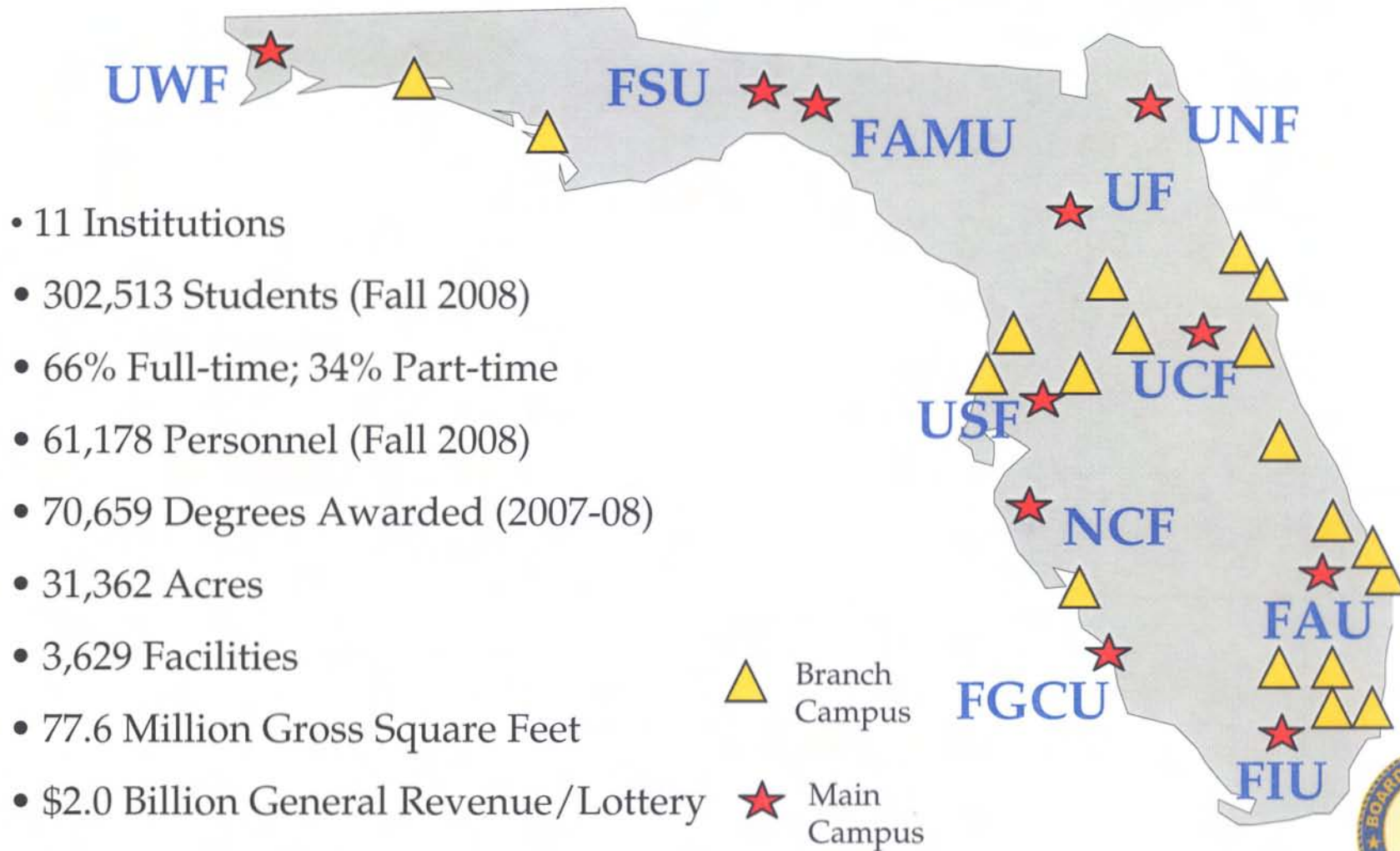
- High school graduates who complete at least some accelerated coursework while in high school need remediation at lower rates than those who graduate high school without any accelerated coursework.
 - For example, 61 percent of high school graduates who did not complete any accelerated coursework while in high school needed remediation in either mathematics, reading, or writing upon entering a community college or university following high school.
 - On the other hand, 33 percent of high school graduates who completed one or two semesters worth of accelerated coursework while in high school needed remediation in at least one subject area upon entering a community college or university following high school. That percentage drops as the number of accelerated courses completed while in high school increases.

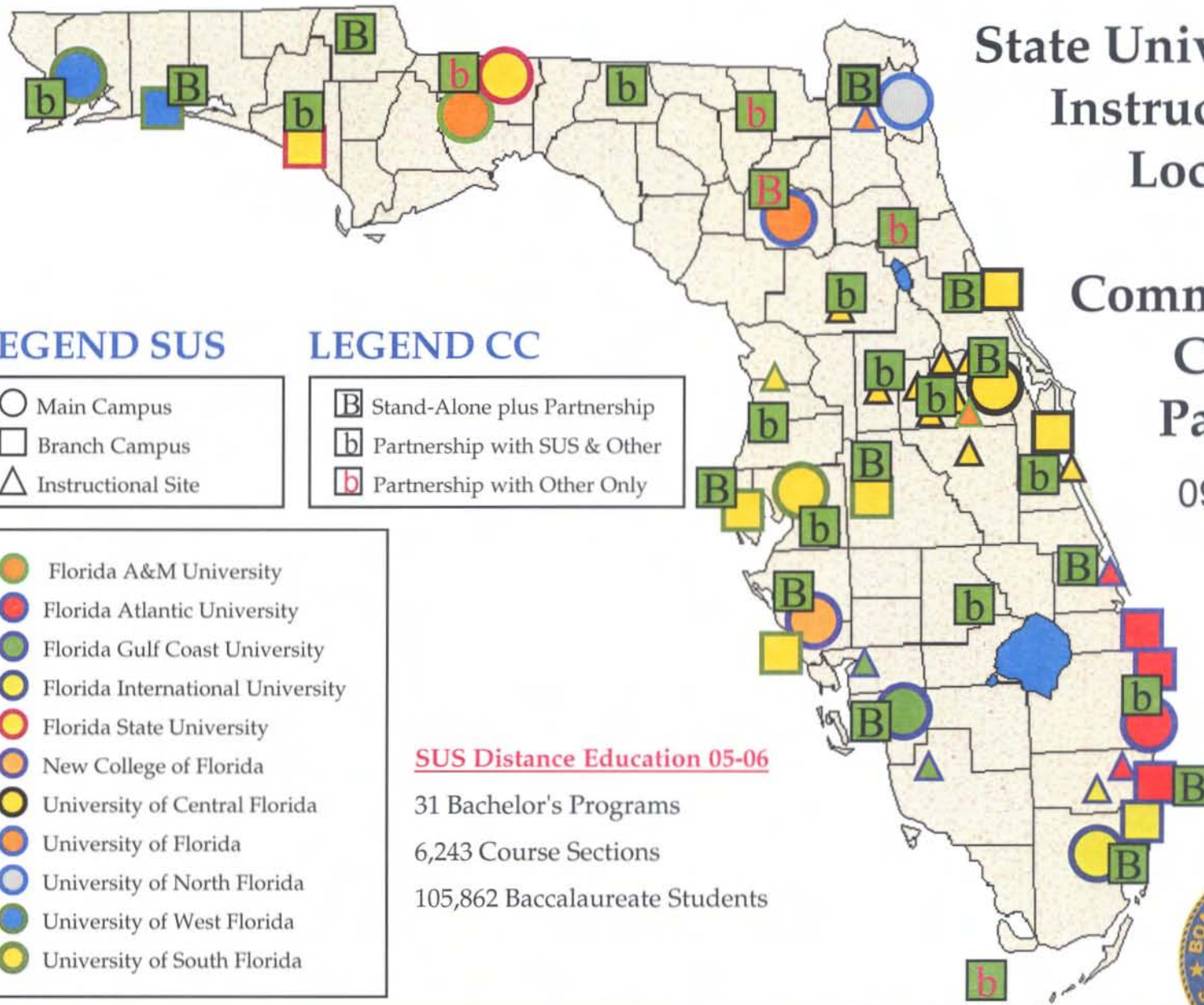


State University System of Florida Overview

Sheila McDevitt, Chair

SUS At A Glance





State University Instructional Locations And Community College Partners

09/24/09

LEGEND SUS

- Main Campus
- Branch Campus
- △ Instructional Site

LEGEND CC

- ⊞ Stand-Alone plus Partnership
- ⊞ Partnership with SUS & Other
- ⊞ Partnership with Other Only

- Florida A&M University
- Florida Atlantic University
- Florida Gulf Coast University
- Florida International University
- Florida State University
- New College of Florida
- University of Central Florida
- University of Florida
- University of North Florida
- University of West Florida
- University of South Florida

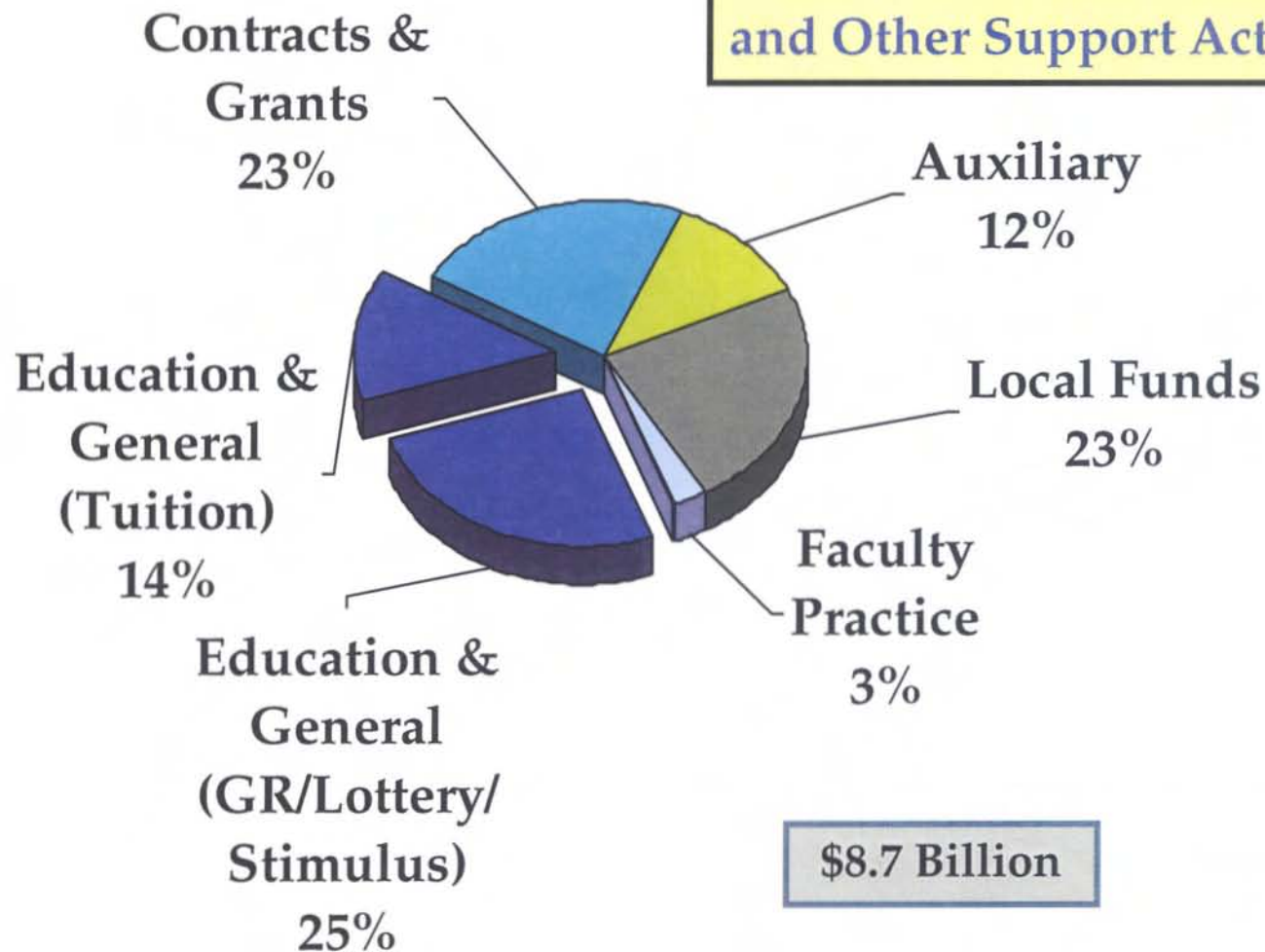
SUS Distance Education 05-06

31 Bachelor's Programs
6,243 Course Sections
105,862 Baccalaureate Students

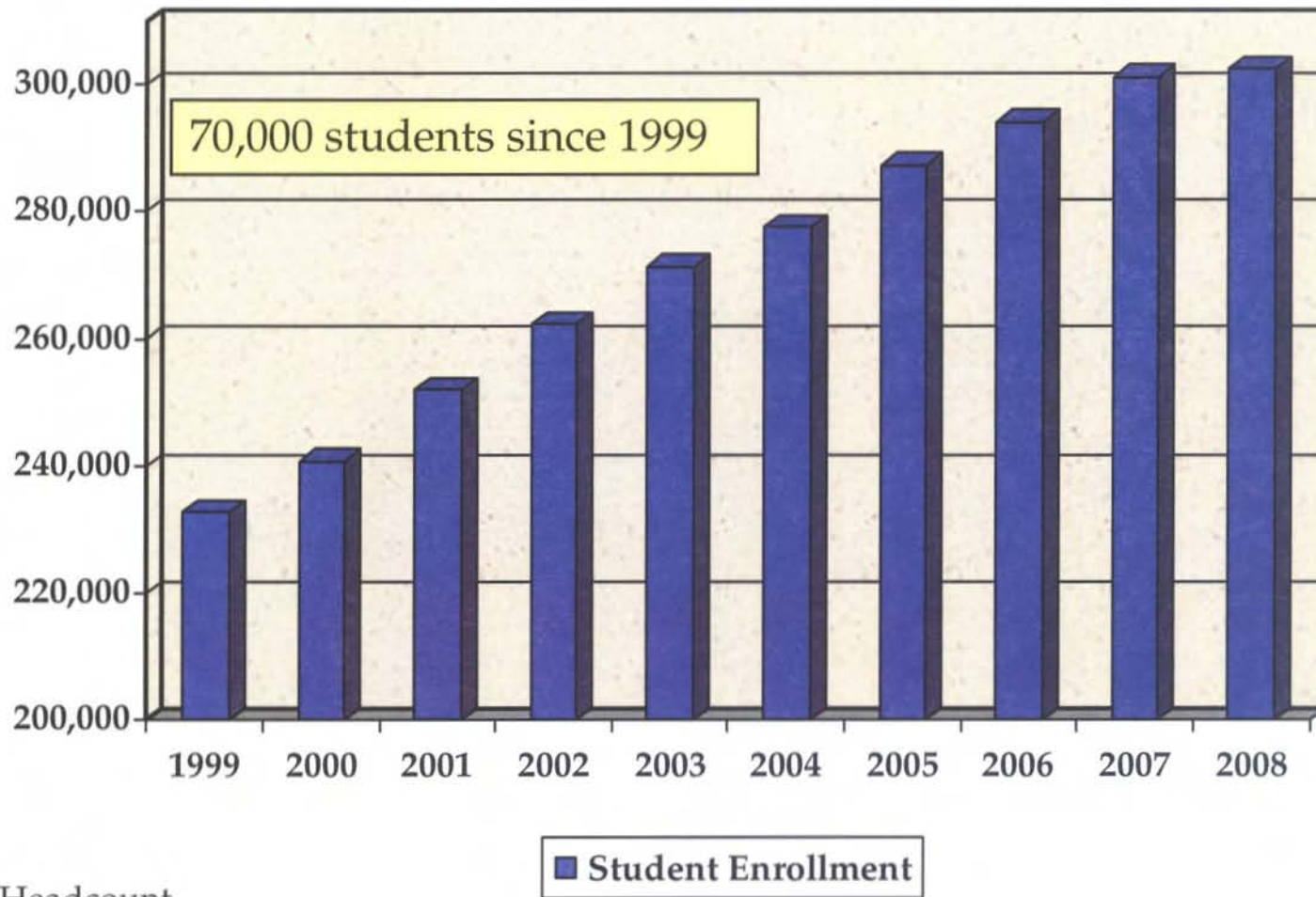


SUS 2009-2010 Operating Budget

About 60% of the Funds are Restricted to Contracts & Grants and Other Support Activities.



Over 300,000 Students Attend State Universities



Fall Headcount

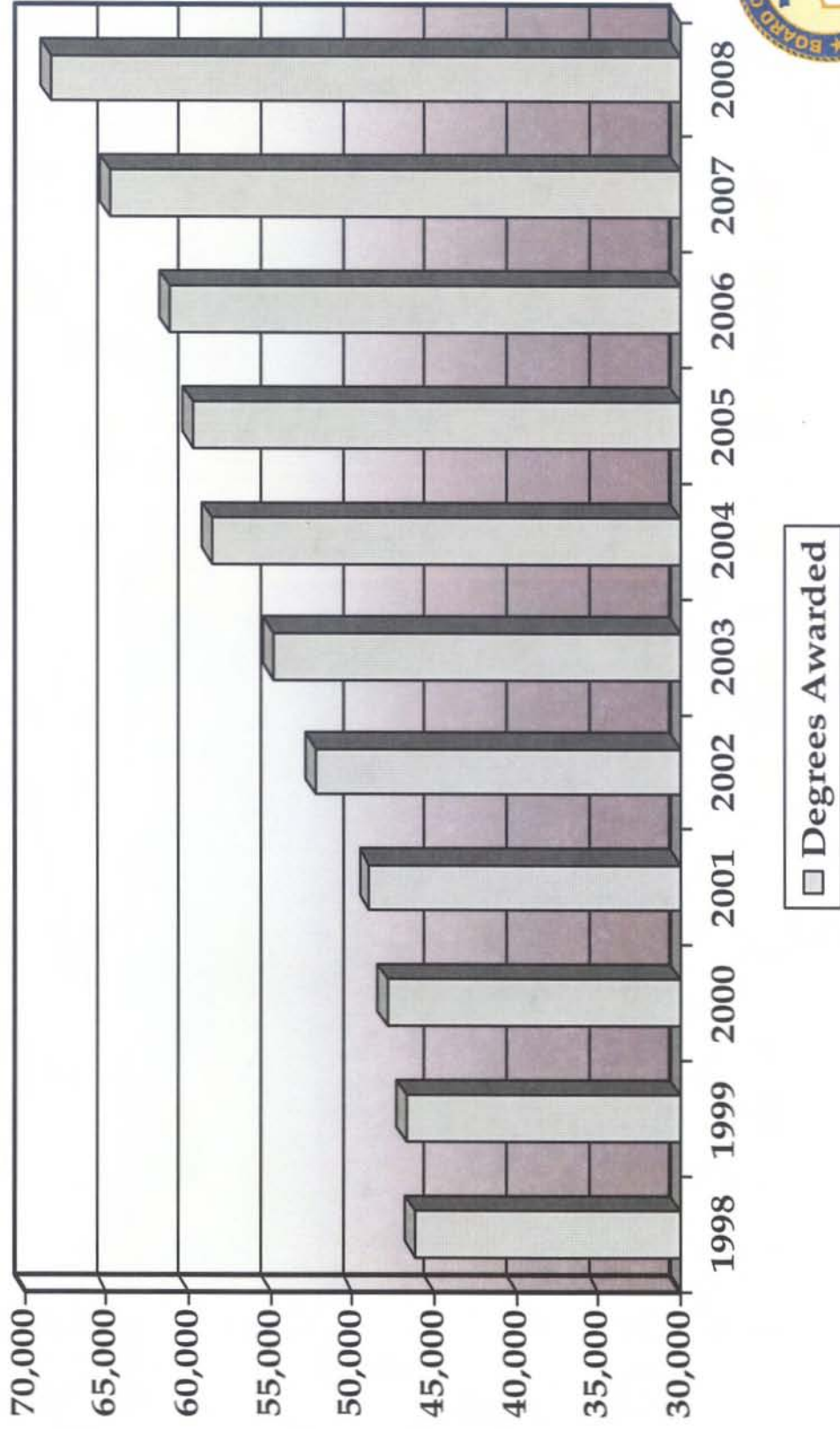


Florida Graduation Rates are High Compared to Funding

Graduation Rate % Within Six Years (00-06)		Funding Per Full-Time Student	
Delaware	68.8	Delaware	\$22,936
Virginia	66.5	Maryland	\$18,255
Maryland	63.1	South Carolina	\$16,554
South Carolina	59.4	North Carolina	\$15,741
Florida	59.1	Kentucky	\$15,562
North Carolina	59.1	Alabama	\$14,719
Texas	49.9	Mississippi	\$14,618
Mississippi	49.7	Virginia	\$14,063
Georgia	48.1	Texas	\$14,002
Alabama	47.7	Oklahoma	\$12,925
Tennessee	45.0	Tennessee	\$12,921
Oklahoma	43.6	Arkansas	\$12,919
West Virginia	41.6	Georgia	\$12,816
Kentucky	40.6	Florida	\$12,780
Arkansas	39.2	Louisiana	\$11,547
Louisiana	37.2	West Virginia	\$11,109
SREB states	51.1	SREB states	\$14,063



Degree Production has Increased 48% Since 1998



Advancing Quality Education and Research Discovery

- **Kiplinger's Ranks SUS Institutions** (Based on Quality and Affordability)
 - UF & NCF ranked in top 10
 - FSU, UCF & USF ranked in top 100

- **World-Class Research**
 - 11 Centers of Excellence
 - 16 World Class Scholars
 - 17 State University Research Commercialization Assistance Grants





State University System of Florida Overview

Frank T. Brogan, Chancellor

- **Planning strategically for the future of the State University System**
- **Articulating the Florida College System's role in baccalaureate production**
- **Creating a collaborative planning process for Pre-K through Ph.D.**



- **Practical dashboard indicators of progress for the State University System**
- **Reliable and relevant data for multiple constituencies**
- **Clear, concise and consistent annual reporting**



Creating Florida's Knowledge-Based Economy

- **Building on the present economic base**
 - Agriculture
 - Tourism
 - Growth
- **Public universities as economic engines**
 - Creating access to bachelor's, master's and doctoral degrees
 - Tapping the power of robust research
 - Growing companies for the new economy
 - Generating high-tech/high-wage jobs
 - Producing talent for the knowledge-based economy
- **Long-term investment**
 - Predictability
 - Flexibility
 - Accountability & Productivity



Partners in Education

- Legislature & Governor
- Pre-K thru 12 and Florida College System
- Private Colleges and Universities
- Business Community



Florida Department of Education

The Florida College System

Florida House of Representatives

Education Policy Council

&

Florida House of Representatives

State Universities and Private Colleges Committee

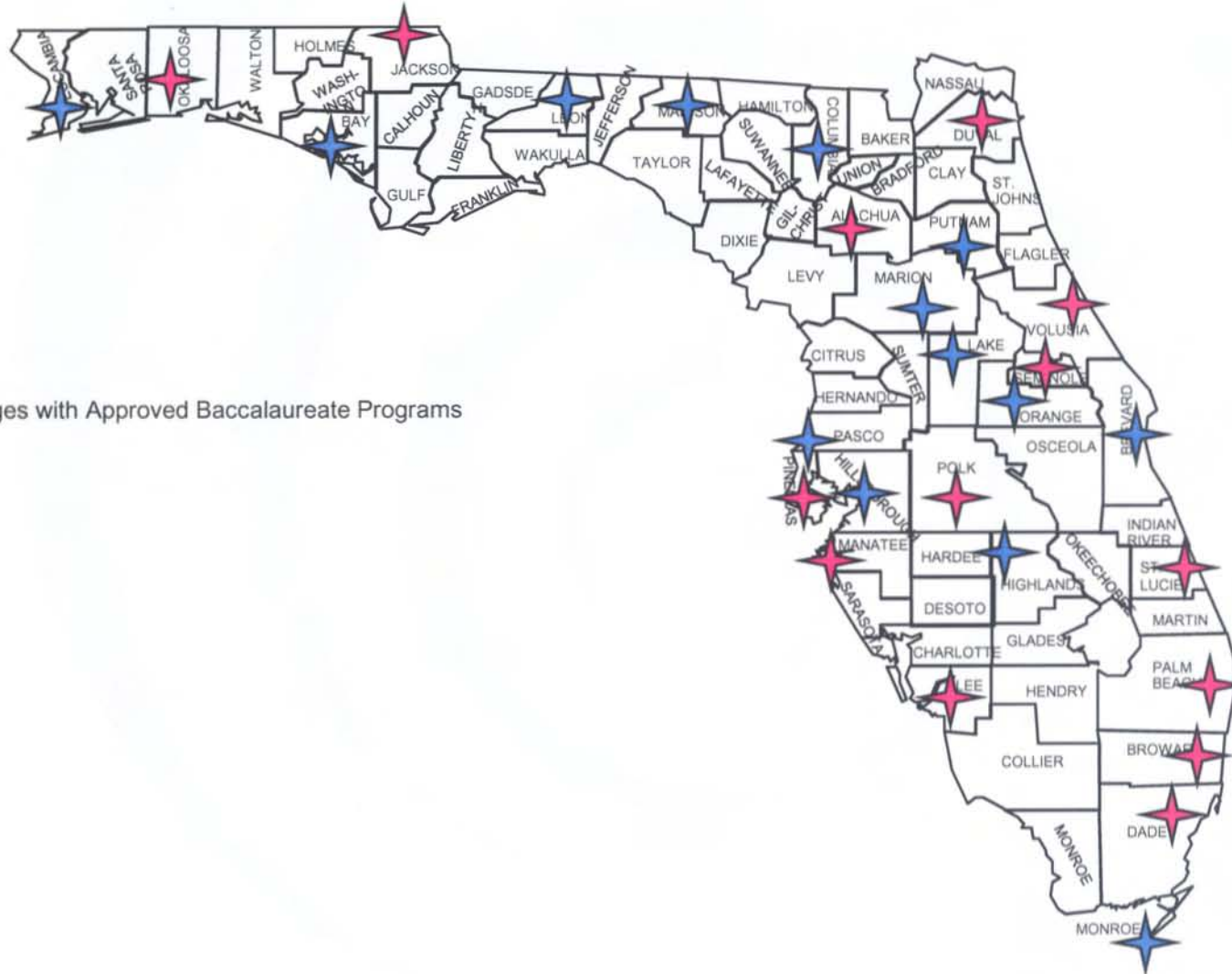
Dr. Willis N. Holcombe, Chancellor

The Florida College System

October 6, 2009



The Florida College System



★ Colleges with Approved Baccalaureate Programs

Fast Facts

WHO WE ARE: One System; One Mission

- The Florida College System = open-access, outreach, responsiveness, quality, affordability, university transfer and workforce education from career certificates through baccalaureate level programs targeting Florida's economic needs...
 - 14 “community” colleges
 - 5 “colleges”
 - 8 “state” colleges
 - 1 “junior” college
- **859,544 students**
- **8,477 students in baccalaureate programs**
- **62% of students** in the FCS are **part-time**.
- **72% of baccalaureate students** in the FCS are **part-time**.
- Florida ranks first among **Southern Region Education Board states** and second nationally **in total associate degrees awarded**

Fast Facts

***THE FLORIDA COLLEGE SYSTEM
IS OUR STATE'S PRIMARY
POINT OF ACCESS TO HIGHER EDUCATION***

- **1 out of every 22 Floridians** enroll in a Florida College System institution.
- **58% of Florida's prior-year high school graduates** continue their education at a FCS institution.
- **81% of minority students** served by public colleges and universities **begin their postsecondary education in the FCS.**
- **Half** of the State University System upper division students begin their postsecondary education in the Florida College System.
- Preliminary 2009 Fall term enrollment reports show a headcount increase of 10% over Fall 2008 and an FTE increase of 11.2% in The Florida College System.

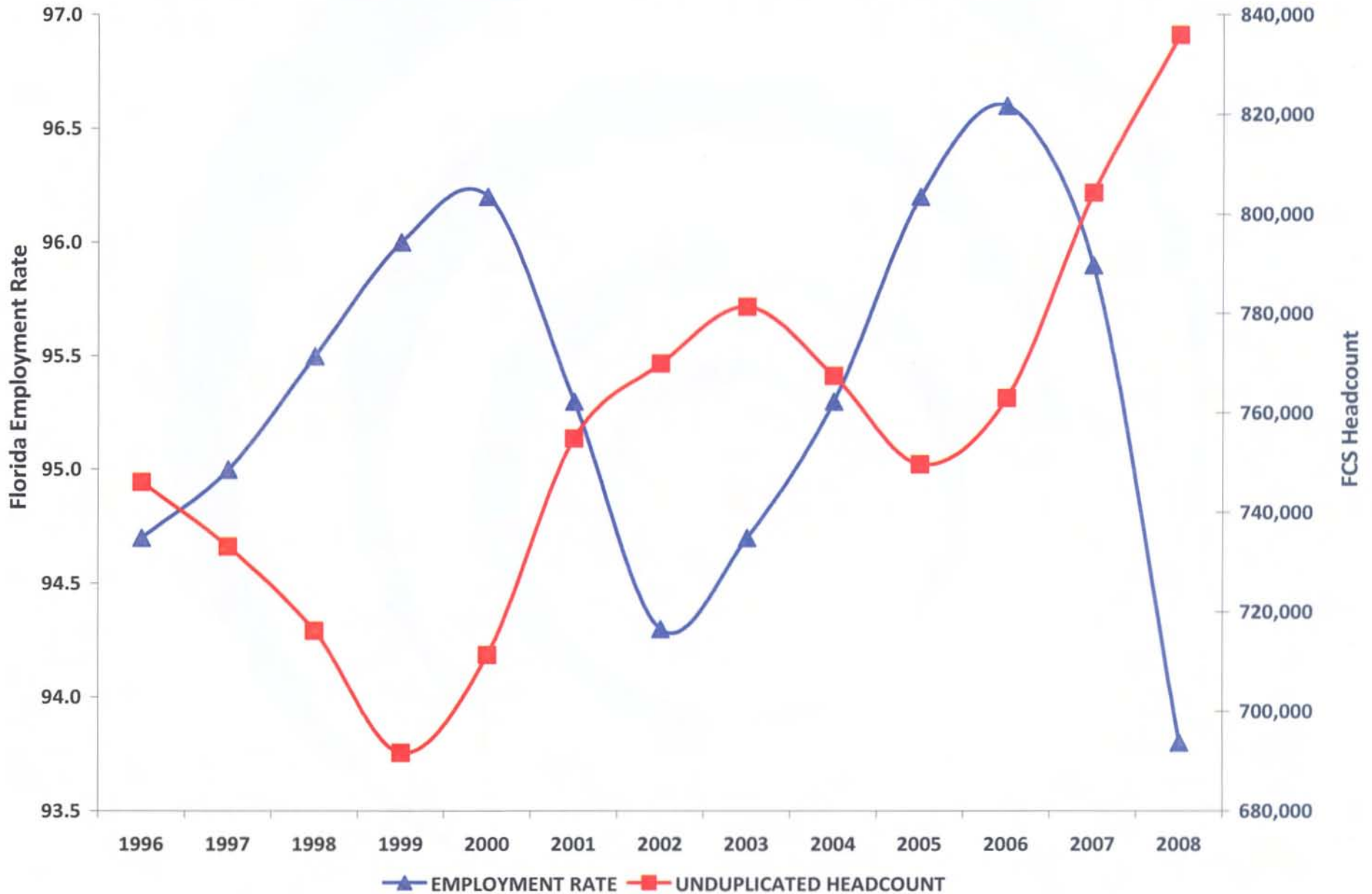
Fast Facts

PREPARING FLORIDA'S WORKFORCE; GROWING FLORIDA'S ECONOMY

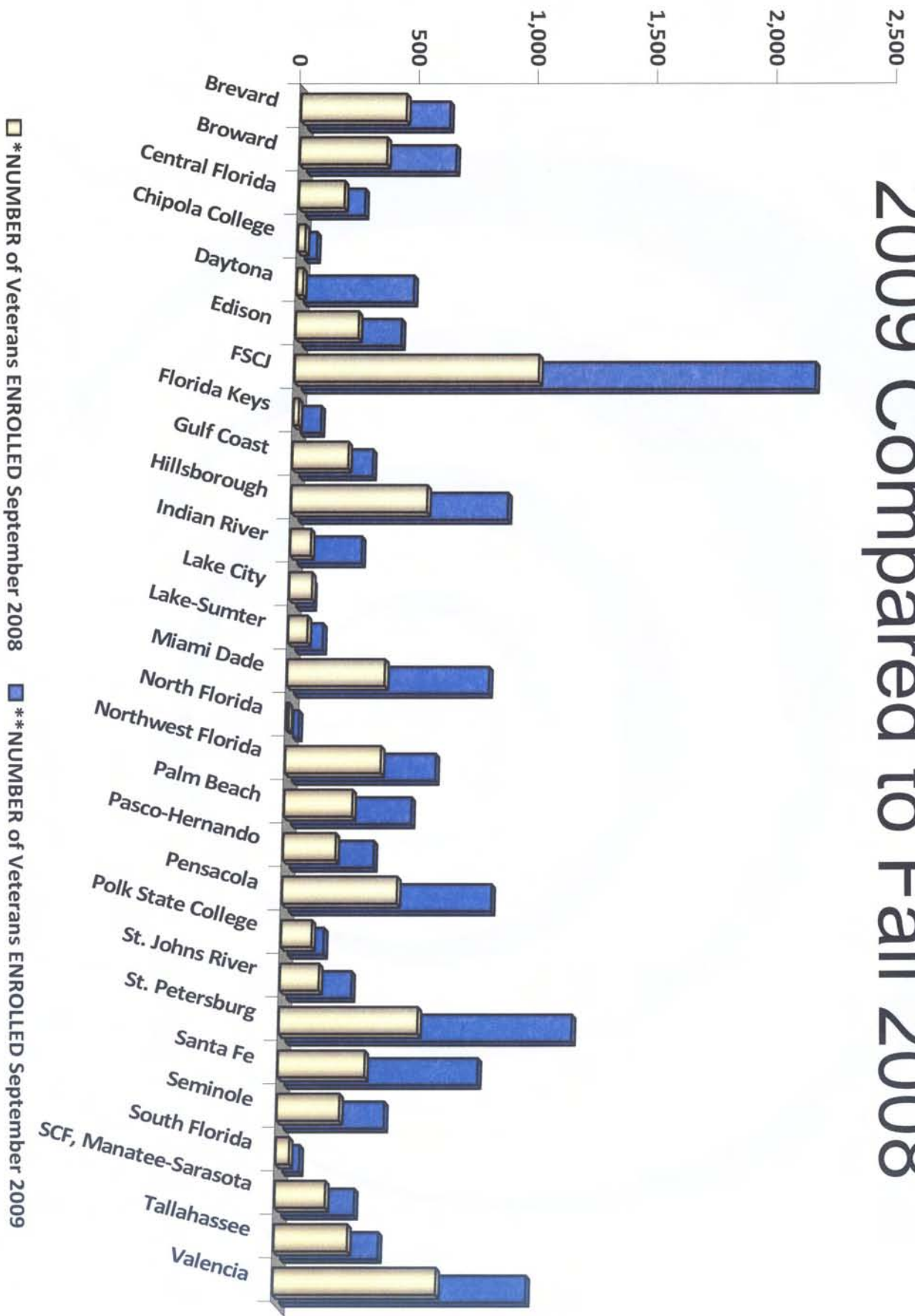
- 67% (4,200) of nursing degrees awarded in Florida in 2006-07 were awarded by the FCS.
- 73% of first responders (police, fire, EMTs, and paramedics) graduate from Florida colleges.
- Since they began in 2003-04, baccalaureate programs in the Florida College System have graduated over 500 students with a Bachelor of Science in Nursing.
- 62% of SUS College of Education graduates are FCS transfer students.
- In 2008-09, baccalaureate programs graduated 1,024 students with degrees in Education, Nursing or Management, all with job placement rates exceeding 90%.

Counter-Cyclical Enrollment Pattern

Comparison of Florida Employment Rate to The Florida College System Enrollment

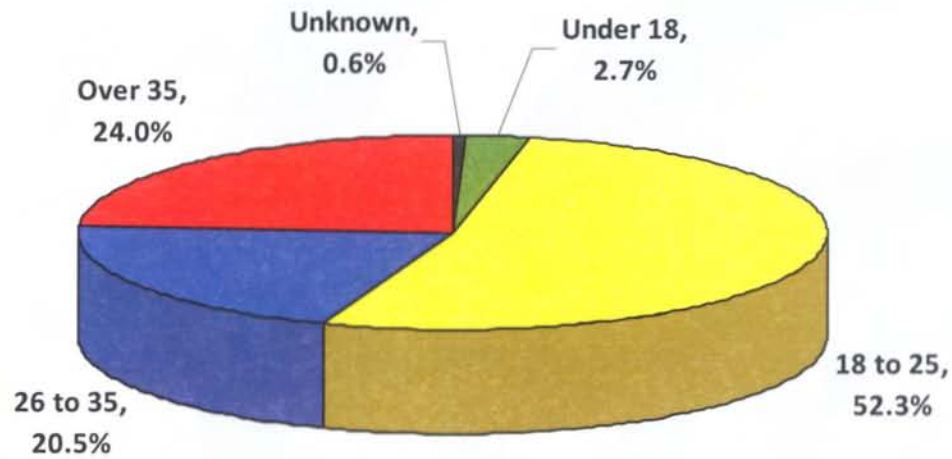


Number of Veterans Enrolled in Fall 2009 Compared to Fall 2008

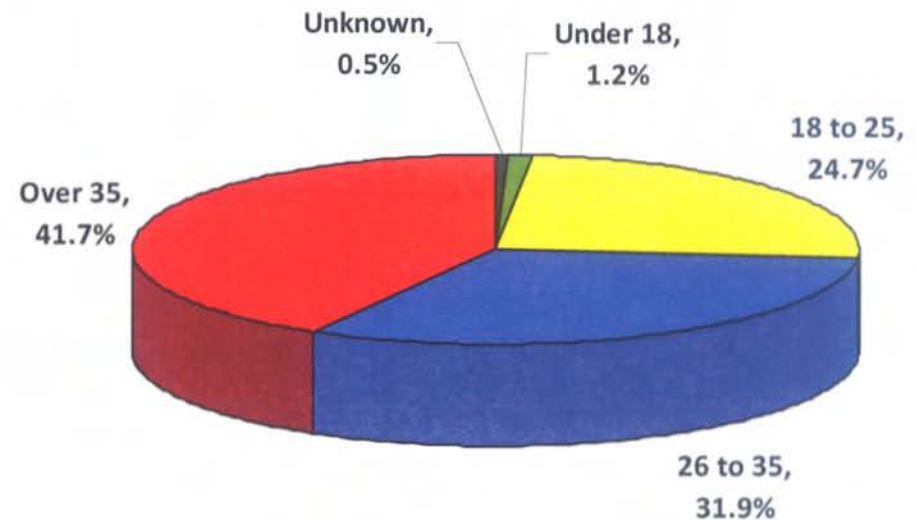


Students Enrolled in Courses by Age (2008-09)

Lower Level



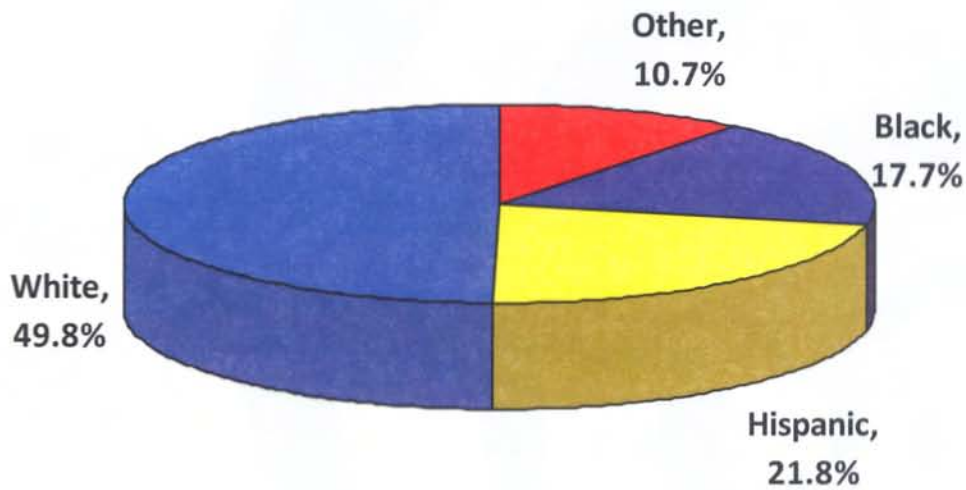
Upper Level



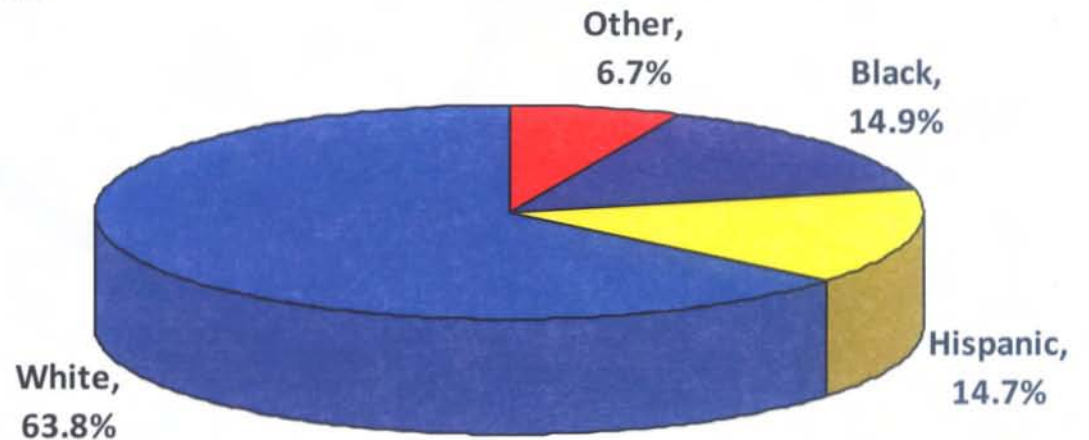
**Note: 2008-09 numbers are preliminary.*

Students Enrolled in Courses by Race and Ethnicity (2008-09)

Lower Level



Upper Level



*Note: 2008-09 numbers are preliminary.

**Implementation Update:
High School Postsecondary Readiness
Assessment & Remediation
(Senate Bill 1908)-Section 1008.30(3) Florida Statutes**

- In 2008-09, The Florida College System (FCS) administered college-placement tests to 20,241- 11th grade students for the purpose of assessing “college readiness.”
- In collaboration with school districts, the FCS developed 3 “readiness” courses for delivery to 12th grade students (Reading, Writing, Math).
- High school students who successfully complete needed readiness courses in Grade 12, including state exit exam, will be exempt from further placement testing/remediation if they enroll in a Florida College System institution within 2 years of graduation.

Implementation Update: Senate Bill 2682-Amendments to S. 1007.33 F.S.-Baccalaureate Programs

- Bill reaffirmed Florida College System's baccalaureate granting authority: Beginning July 1, 2009, a Florida college may establish a first or subsequent baccalaureate degree program for purposes of meeting district, regional, or statewide workforce needs if approved by the State Board of Education.
 - Letters of Intent (LOI) to develop a new baccalaureate program may be submitted to the Division of Florida Colleges any time during the year, but at least 100 days before actual proposal submission.
 - State University System, Independent Colleges and Universities, and Commission for Independent Education are notified within 10 days of LOI receipt, and have opportunity to submit alternative program proposals.
 - Beginning July 1, 2010, colleges that have Southern Association of Colleges and Schools Level II accreditation AND have been *enrolling students in baccalaureate programs for 3 or more years* may petition the State Board of Education requesting that their local Board of Trustees, rather than the State Board of Education, provide final approval of additional degree programs.

Update: Baccalaureate Programs

- New statutory requirements have been posted to The Florida College System website: www.fldoe.org/cc/students/bach_degree.asp
- Division of Florida Colleges' staff, working with a committee with membership from Broward College, Edison State College, Indian River State College, and Florida State College at Jacksonville, have been meeting since July 2009 to update baccalaureate development protocols in compliance with section 1007.33, F.S., and begin authorized rule development to prescribe format, content requirements and submission procedures.
- 2008-09: Headcount: 8,477: 56 operational programs at 8 colleges
- 2009-10: 75 operational programs at 11 colleges
- System average headcount growth: 49.8%; average FTE growth: 58.1%

Implementation Update: Open Access Textbooks and Online Registration for Distance Learning

- Per House Bill 7121, the Florida Distance Learning Consortium (FDLC) shall submit two plans by March 1, 2010, to the Board of Governors, State Board of Education, Governor, and Legislature addressing the following:
 1. Implementation of a streamlined, automated online registration process for undergraduate students admitted to a public postsecondary institution and wishing to enroll in a course in the Florida Education Distance Learning Catalog.
 - [Transient form registration process under development and will be available for 2010 use.](#)
 2. Open access textbooks as a method for reducing textbook costs.
 - [Orange Grove Textsplus](#), a new partnership between the Florida College System, the State University System, the Florida Distance Learning Consortium, and the University Press will make digitized textbooks and other learning resources available to students and faculty at significant cost savings.

Implementation Update: College Level Academic Skills (CLAS)

- Senate Bill 1676 (effective July 1, 2009) eliminated the CLAST as an examination. (Repealed s.1008.29, F.S.)
- Section 1007.25, F.S., however, now includes avenues by which students must demonstrate mastery of learning outcomes for upper division “readiness” and “success” and for the awarding of an AA degree:
 - *Prescribed scores on recognized, nationally-normed exams (e.g., SAT, ACT)*
 - *2.5 GPA in prescribed math and communications courses*
- The Articulation Coordinating Committee (ACC) has developed recommendations for the State Board of Education and the Board of Governors relating to the two requirements now listed in s.1007.25, F.S.

Next Steps

- *ACC Workshop in October to Plan for Long-Term*
- *Rule Development for ACC Recommendations has begun, anticipated approval at November State Board Meeting*
- *Anticipated Legislative Proposal or Additional Rule Development as a result of ACC Workshop*

Implementation Update: Joint Library Planning Committee Gen. Appropriations Act-Section 81 Proviso Language

- **Participants: Sunlink (PreK-12); College Center for Library Automation (Florida College System); Florida Center for Library Automation (State University System), and the Florida Electronic Library (State of Florida)**
- Recommendations due December 1, 2009 regarding:
 - **Establishing online, searchable catalog to access holdings of all delivery systems;**
 - **Establishing/enhancing process for joint negotiations and licensing of statewide electronic resources and other services;**
 - **Consolidation of automated online services/systems when efficient;**
- Progress to date:
 - **3 meetings of joint committee, appointment of technical sub-committee, extensive research, public testimony from end-users, live demonstrations of capabilities/limitations of all delivery systems;**
 - **Draft report under development.**

**The Florida College System
One System...One Mission...**

**Dr. Willis Holcombe, Chancellor
The Florida College System**

Will.Holcombe@fldoe.org