



---

# **Agriculture and Natural Resources Policy Committee**

## **Meeting Packet**

**January 13, 2010  
1:00 pm - 5:00 pm  
102 Reed Hall**

**Larry Cretul  
Speaker**

**Trudi Williams  
Chair**

# Committee Meeting Notice

## HOUSE OF REPRESENTATIVES

### Agriculture & Natural Resources Policy Committee

**Start Date and Time:** Wednesday, January 13, 2010 01:00 pm

**End Date and Time:** Wednesday, January 13, 2010 05:00 pm

**Location:** Reed Hall (102 HOB)

**Duration:** 4.00 hrs


Presentation by Florida Department of Agriculture and Consumer Services on the impact of recent freezes on Florida agriculture

Presentation by Farm Share, Inc.

Presentation by The Florida Association of Food Banks

**NOTICE FINALIZED on 01/06/2010 16:06 by Cunningham.Reid**





Association of

*Envisioning a  
Hunger-Free Florida*

**National Hunger Relief**

**AMERICA**

Nation's largest hunger relief organization

206 Food Banks nationwide

Network Food Banks in every state, every  
county

## **FAFB Mission**

The Florida Association of Food Banks (FAFB) is a 501(c)(3) charitable organization committed to ending hunger. We coordinate the statewide activities of our members, enabling them to better provide a healthy and adequate food supply for people in need. Among our member services:

Enhanced statewide communication

Acquisition of food and funds

Public awareness about hunger issues and the role of food banks

1/12/2010

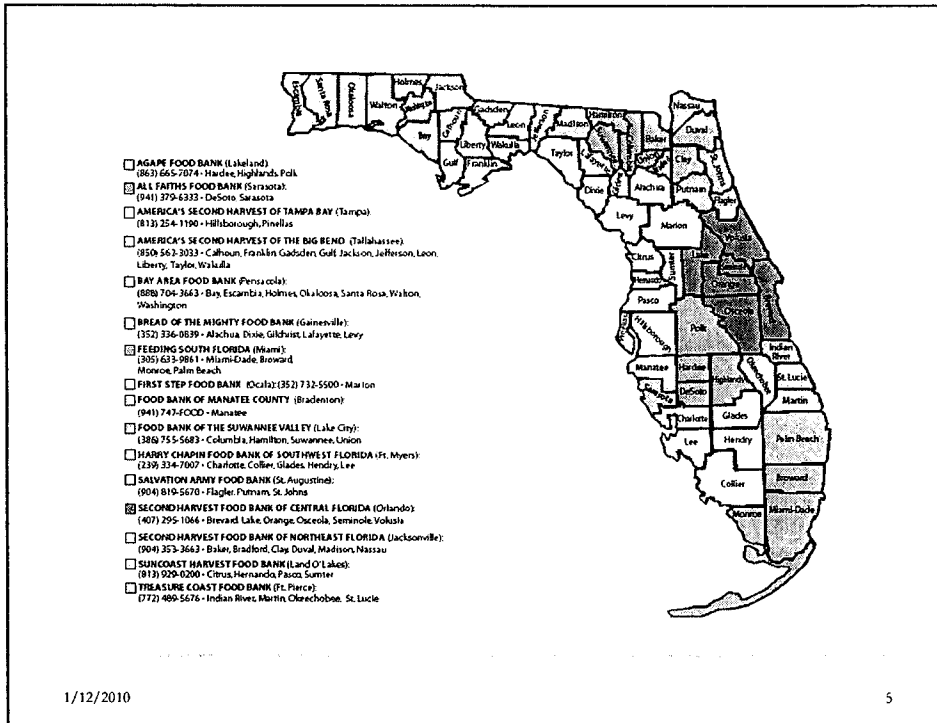
3

## **FAFB Network**

- 16 Food Banks
- 22 facilities with 300,000+ square feet of warehouse space
- 67 Florida Counties
- 3,000+ non-profit & faith-based partner agencies feeding people (free of charge)
- 7 million pounds every month statewide
- 90 million pounds of food annually
- Adhere to national and state standards

1/12/2010

4



1/12/2010

5

## Where the food comes from:

- Donated from
  - Manufacturers
  - Producers
  - Stores
  - Distributors
  - Farmers

USDA Commodities - The Emergency Food Assistance Program (TEFAP)

Community Food Drives

Food Purchase Programs

1/12/2010

6

## Where the food goes:

Food banks deliver food to partner agencies and local sites

USDA reports **12.2%** of Floridians are struggling with hunger, i.e. “food insecure”

**35%** increase in need nationally

**40%** of families served have at least one person working

- **38%** are children

- **18%** are elderly, often choosing between housing, medicine or food

1/12/2010

7

## How we do it:

- 77 dedicated vehicles, including
  - 8 tractor trailers
  - 49 refrigerated trucks
  - 20 dry trucks

1/12/2010

8

## Disaster Response and Recovery

Leadership roles with local and State Emergency Operations Centers

Partners include Volunteer Florida, American Red Cross and Salvation Army

Nearly 8 million pounds of disaster relief food since 2004

Value exceeding \$11 million

More than **5 million meals** were provided to Floridians in crisis

1/12/2010

9

## Florida's Economy – Today's Disaster

Unemployment 11.5%, some counties near 14%

More than 400,000 people on food stamps have no cash income – up 113% since 2007

- "Ground Zero" for Mortgage Foreclosures
- 2008-09 Total Expenses for 16 Food Banks:  
**\$44,296,204**

2008-09 Total Distribution to Needy Clients:  
**90,386,842 lbs** of food and grocery items

2008-2009 transportation costs  
**\$3,543,793**

1/12/2010

10



## **FAFB Legislative Budget Request**

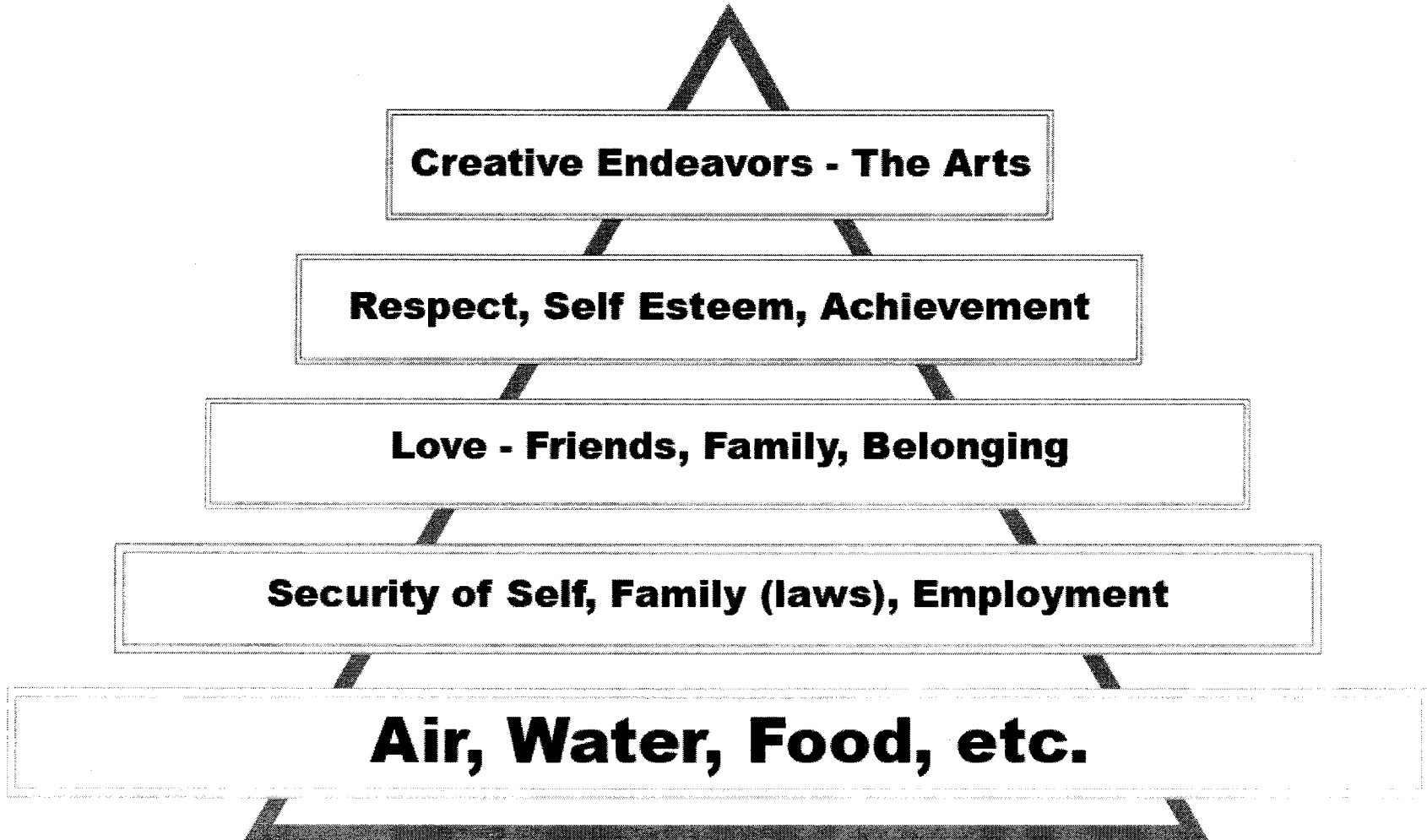
Florida Department of Agriculture and  
Consumer Services  
(FDACS) Budget request

**\$1.5 million**

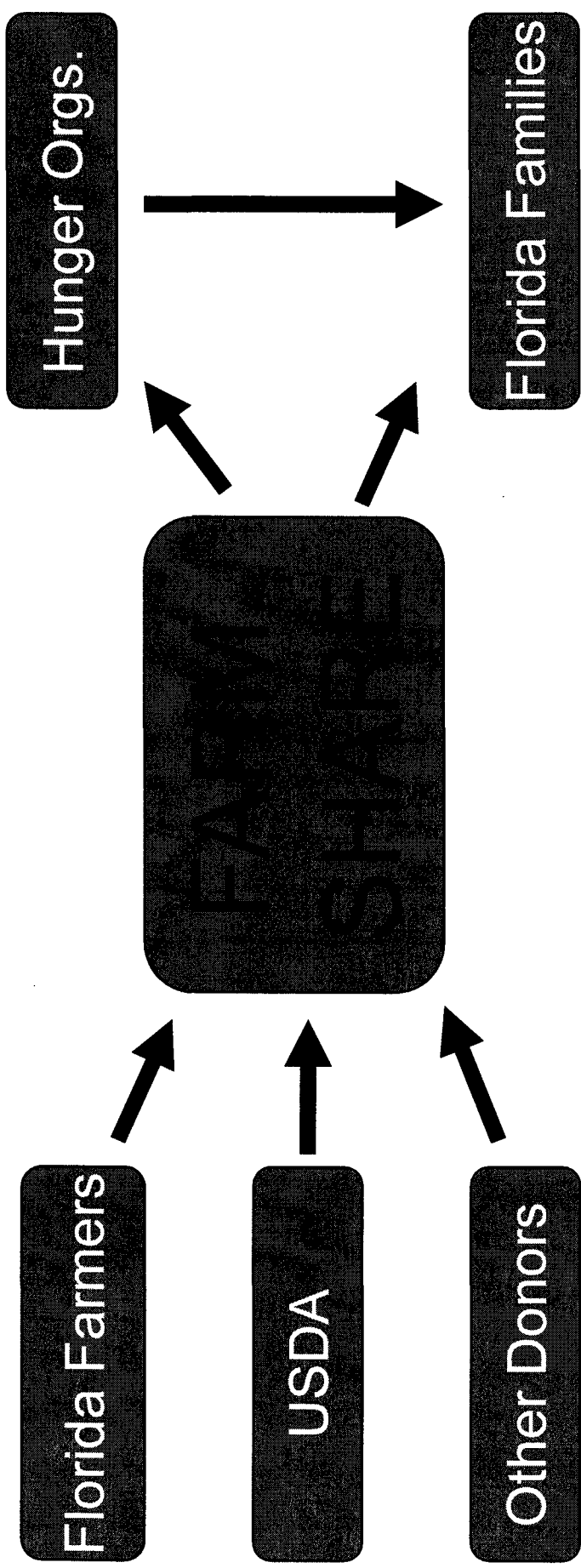
*less than 1/2 of  
FAFB transportation costs*



# Maslow's Hierarchy of Needs




# Food Flowchart



# FARM SHARE and FOOD STAMPS

■ Budget ■ Benefit



\$12,000,000



\$600,000

**Farm Share**


\$6,600,000



\$600,000

**Food Stamps**

# Most are Elderly & Children



# Many Have Jobs

