



Higher Education Appropriations Subcommittee Meeting Packet

**October 5, 2011
9:00 a.m. – 11:30 a.m.
Reed Hall**



The Florida House of Representatives
APPROPRIATION COMMITTEE

Higher Education Appropriations Subcommittee

Dean Cannon
Speaker

Marlene O'Toole
Chair


MEETING AGENDA

Reed Hall

October 5, 2011

- I.** Meeting Called To Order
- II.** Opening Remarks by Chair
- III.** Introduction of New Commissioner
- IV.** UF Innovation Academy (Spring/Summer cohort)
- V.** 2+2 Baccalaureate Incentive Update
- VI.** Closing Remarks
- VII.** Meeting Adjourned

UF's Vision of Innovation

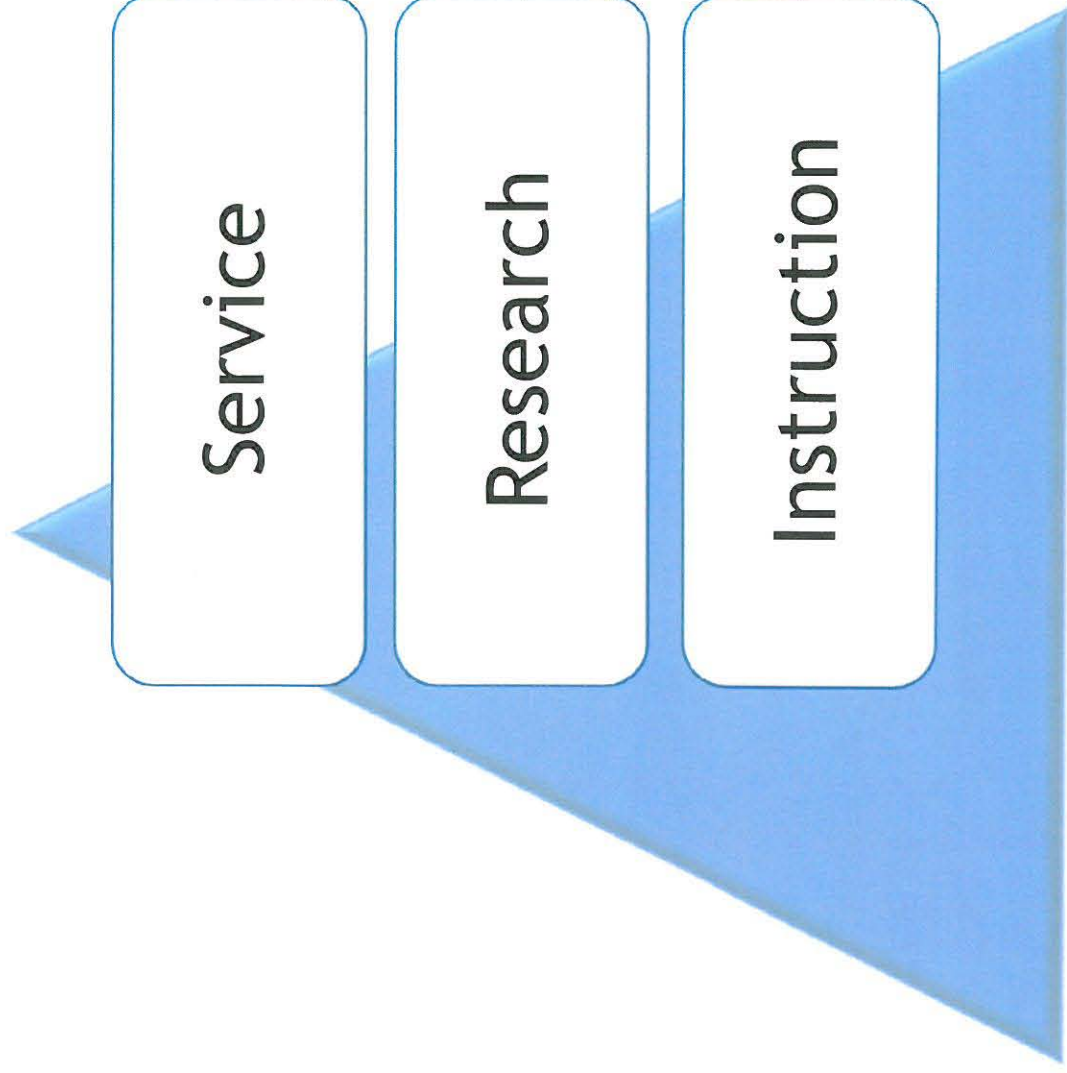


Innovation @ UF

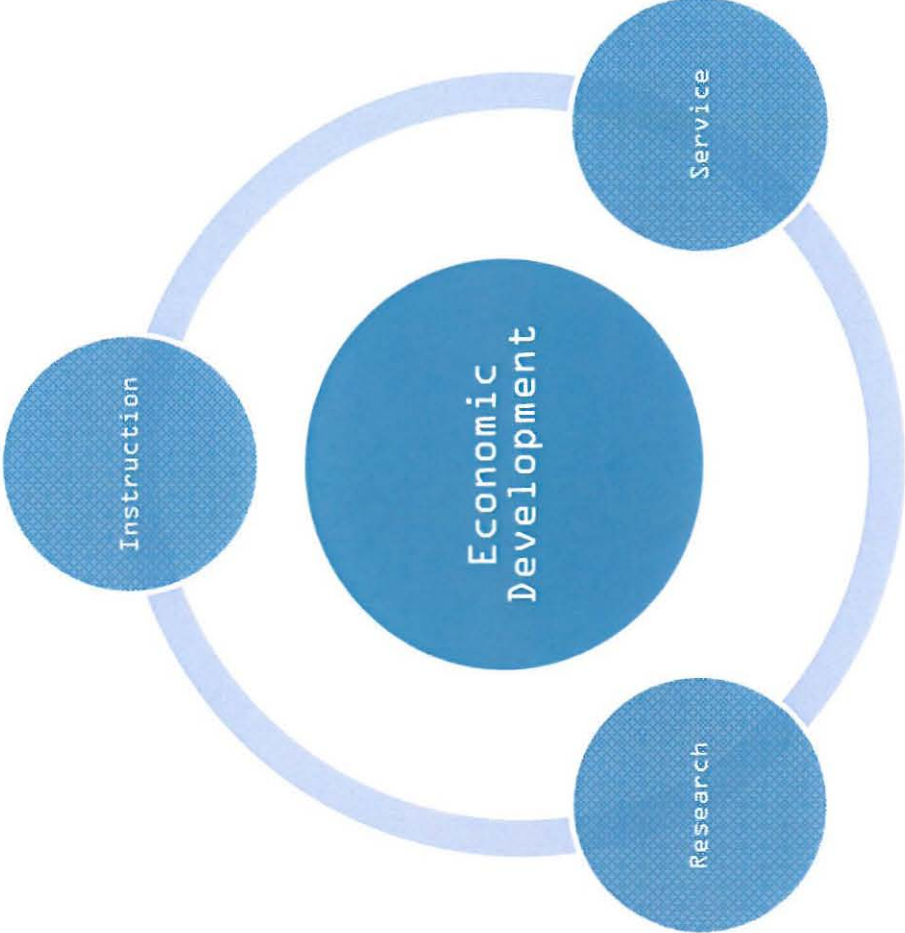
in support of Economic Development

- University Mission - New Reality
- Innovation Square - Urban Community
- Innovation Hub - Incubator
- Infusion Tech Center - Class A Office
- Entrepreneur Dormitory - Students
- Spring-Summer Cohort =
Innovation Academy

Traditional University Mission



New Reality



Basic Model



Faculty Research



Intellectual Property



Commercialization

Innovation Square

- 24/7 live/work/play urban community
- 40 acre site between UF and downtown Gainesville
- Florida Innovation Hub
 - UF Incubator for 30 start up companies
 - Construction Cost:
 - \$8.2 million from Economic Development Administration
 - \$5 million match from UF
- Infusion Technology Center
 - Privately developed office for Graduating Companies
- UF Innovation Academy
- UF dorm for entrepreneurial - minded students - private development
- Retail & Support

Open This Month



Facilities Under Design




Infusion Technology Center

A 120,000 sq. ft. Facility that will be Home to Existing & Emerging Companies.

INNOVATION SQUARE ORLANDO, FLORIDA

Entrepreneurs Dormitory



SOUTHWEST PERSPECTIVE

UNIVERSITY OF FLORIDA
DEVELOPMENT CORPORATION



PERKINS
+ WILL





Spring-Summer Cohort

The University of Florida

Innovation Academy

WHY:

- Increase Access and Enrollment
- Maximize Capacity in Spring and Summer
- Align Resources with Capacity

Innovation Academy

The University of Florida

- **WHO:**
 - Freshmen and Transfer Students
 - 500-800 First Year
 - 2000 at steady state
- **WHEN:**
 - Spring 2013
 - Application is available now! Apply through the standard Undergraduate App
 - Freshmen decision released second Friday in February



Innovation Academy


The University of Florida

Curriculum Content

(In Addition to Major)

- **Year one** — Creativity and Design
- **Year two** — Leadership and Ethics
- **Year three** — Entrepreneurship
- **Year four** — Innovation Experience/
Capstone Project
- **6 hours per year; 24 hours total**

Questions?



Ed Poppell
Vice President of Business Affairs & Economic Development
Poppell@ufl.edu 352.392.1336 www.InnovationSquare.ufl.edu



2+2 Baccalaureate Partnership Incentive Program Update

**Dr. Willis N. Holcombe, Chancellor
The Florida College System**

2+2 Public and Private Partnerships

Overview



- 25 of Florida's 28 colleges currently offer upper-level courses through concurrent-use or joint-use partnerships. In 2010-11, these partnerships served over 18,000 students in 364 programs (227 or 62% were offered by public institutions) and have provided access on FCS campuses or shared facilities to:
 - 287 baccalaureate, 65 masters, 6 doctoral, 2 education specialist and 4 professional programs
- Active partnerships include:
 - 6 of 11 Florida State University System (SUS) public institutions
 - 7 of 29 Independent Colleges & Universities of Florida (ICUF) schools
 - 7 colleges / universities outside of Florida
- Since 2000-2001, the total number of concurrent-use and joint-use programs has increased by 56%

2+2 Public Partnerships: 2010-11



- The 2010 Legislature appropriated funds for 2+2 partnerships based on public university baccalaureate degree programs offered on college campuses. The total appropriation was \$5 million, split between existing partnerships and new partnerships.
 - To qualify for the \$4 million allocated to existing partnerships, the enrollment must have been in a state university (SUS) program physically located on an FCS site in 2010-11.
 - For the \$1 million allocated to new partnerships, the SUS program must have planned to enroll students on an FCS location no later than the 2011-12 school year.
- Colleges submitted enrollment data and new program agreements to the Division of Florida Colleges on behalf of both partners. The Division compiled the submissions and determined the allocation of funds. In accordance with statutory guidance, the awards were shared equally by the partner institutions; some universities had multiple partnership arrangements

2+2 Public Partnerships: 2010-11



- 18 Florida colleges
- 6 Florida universities



- 227 existing programs
- 12 new programs
- 6,928 FTE

2+2 Public Partnerships: 2010-11 Allocation



FY 2010-11 Incentive Funding for 2+2 Baccalaureate Partnership Programs

	Florida College	State University Partner	Existing Partnerships			New Partnerships		Total Award
			FTE	Awarded to College	Awarded to University	Awarded to College	Awarded to University	
1	Brevard Community College	University of Central Florida	632.97	\$182,724.50	\$182,724.50			\$182,724.50
2	Broward College	Florida Atlantic University	2,572.03	\$742,492.50	\$742,492.50	\$114,367.00	\$114,367.00	\$856,859.50
3	College of Central Florida	University of Central Florida	235.90	\$68,099.50	\$68,099.50			\$68,099.50
4	Daytona State College	University of Central Florida	330.87	\$95,514.50	\$95,514.50			\$95,514.50
5	Hillsborough Community College	University of Florida	3.50	\$1,010.50	\$1,010.50			\$1,010.50
6	Indian River State College	Florida Atlantic University	195.13	\$56,331.00	\$56,331.00			\$56,331.00
7	Lake Sumter Community College	University of Central Florida	284.57	\$82,148.50	\$82,148.50			\$82,148.50
8	Miami Dade College	University of Florida	142.40	\$41,108.00	\$41,108.00	\$94,140.00	\$94,140.00	\$135,248.00
9	Northwest Florida State College	University of West Florida	33.83	\$9,767.00	\$9,767.00	\$94,140.00	\$94,140.00	\$103,907.00
10	Palm Beach State College	Florida Atlantic University	7.00	\$2,021.00	\$2,021.00			\$2,021.00
11	Pasco-Hernando Community College	University of South Florida St. Petersburg	69.30	\$20,005.50	\$20,005.50			\$20,005.50
12	Pensacola State College	University of Florida	3.87	\$1,116.00	\$1,116.00			\$1,116.00
13	Polk State College	University of South Florida Polytechnic	135.17	\$39,020.00	\$39,020.00			\$39,020.00
14	Saint Petersburg College	Florida State University	10.90	\$3,146.50	\$3,146.50			\$3,146.50
15	Santa Fe College	University of Florida	857.97	\$247,677.50	\$247,677.50	\$47,070.00	\$47,070.00	\$47,070.00
16	Seminole State College of Florida	University of Central Florida	45.00	\$12,990.50	\$12,990.50			\$247,677.50
17	South Florida Community College	University of South Florida	1,367.70	\$394,827.00	\$394,827.00			\$12,990.50
18	Valencia College	University of Central Florida				\$150,283.00	\$150,283.00	\$545,110.00
	TOTAL		6,928.10	\$2,000,000.00	\$2,000,000.00	\$500,000.00	\$500,000.00	\$2,500,000.00

	State University	Florida College Partner(s)	Existing Partnerships			New Partnerships		Total Award
			FTE	Awarded to College(s)	Awarded to University	Awarded to College(s)	Awarded to University	
1	Florida Atlantic University	Broward, Indian River, Palm Beach	2,774.17	\$800,844.50	\$800,844.50	\$114,367.00	\$114,367.00	\$915,211.50
2	Florida State University	Saint Petersburg	10.90	\$3,146.50	\$3,146.50			\$3,146.50
3	University of Central Florida	Brevard, Central Florida, Daytona, Lake Sumter, Seminole, Valencia	3,709.97	\$1,070,991.50	\$1,070,991.50	\$150,283.00	\$150,283.00	\$1,221,274.50
4	University of Florida	Hillsborough, Miami Dade, Santa Fe	149.77	\$43,234.50	\$43,234.50	\$141,210.00	\$141,210.00	\$184,444.50
5	University of South Florida	South Florida	45.00	\$12,990.50	\$12,990.50			\$12,990.50
6	University of South Florida Polytechnic	Polk	135.17	\$39,020.00	\$39,020.00			\$39,020.00
7	University of South Florida St. Petersburg	Pasco-Hernando	69.30	\$20,005.50	\$20,005.50			\$20,005.50
8	University of West Florida	Northwest Florida	33.83	\$9,767.00	\$9,767.00	\$94,140.00	\$94,140.00	\$103,907.00
	TOTAL		6,928.10	\$2,000,000.00	\$2,000,000.00	\$500,000.00	\$500,000.00	\$2,500,000.00

2+2 Public Partnerships: 2011-12



- The 2011 Legislature designated \$3,000,000 to be awarded
 - \$2,250,000 for existing programs
 - \$750,000 for new programs
- Colleges shall submit applications to the Department of Education requesting funds for eligible programs by April 15, 2012
- The Department shall distribute the funds to the eligible colleges and partner universities by June 1, 2012



**For additional information,
please contact:**

**Dr. Willis N. Holcombe
The Florida College System
willis.holcombe@fldoe.org
850-245-0407**

