



K – 20 Competitiveness Subcommittee

Wednesday, January 12, 2011


2:00 PM – 5:00 PM

17 HOB - Morris Hall

Meeting Packet

**Dean Cannon
Speaker**

**Erik Fresen
Chair**



AGENDA

K-20 Competitiveness Subcommittee
January 12, 2011
2:00 p.m. – 5:00 p.m.
17 HOB

- I. Call to order/Roll Call
- II. Opening Remarks
- III. Introduction of Members
- IV. Overview :
 - Early Learning VPK
 - K-12
 - Higher Education
- V. Closing Remarks and Adjournment

Florida's PreK-20 Education System (Major Program Areas)

State Board of Education

Board of Governors

Voluntary Pre-Kindergarden Education

State Universities
University Boards of Trustees

K12 Public School Education
District School Boards

K12 School Choice Programs
Charter Schools
Virtual Schools/Programs
Private Schools
Home Education

District Postsecondary Workforce Education
District School Boards

Community/State College Education
Local Boards of Trustees

Independent Postsecondary Education
Commission for Independent Education
Independent For-Profit Colleges & Universities
Independent Not-For-Profit Colleges & Universities

Adult Rehabilitation Services
Vocational Rehabilitation
Blind Services

Other State Services
Financial Assistance



Florida's PreK-20 Education System

Department of Education Overview

January 11, 2011- January 12, 2011

House K-20 Innovation Subcommittee & House K-20 Competitiveness Committee

State Board of Education

Dr. Eric J. Smith
Commissioner

State Board of Education

- Statutorily authorized chief implementing and coordinating body of public education
- Consists of seven members appointed by the Governor
- Subject to confirmation by the Senate
- Focuses on high-level policy decisions and has authority to adopt rules

State Board of Education Functions

- Supports K-20 Programs
 - Prek-12
 - Florida Colleges
 - Career and Adult Education
- Assessment and Accountability
- Teacher Certification
- Federal Program Oversight
- Student Financial Assistance

Mission

Increase the proficiency of all students within one seamless, efficient system, by providing them with the opportunity to expand their knowledge and skills through learning opportunities and research valued by students, parents, and communities, and to maintain an accountability system that measures student progress toward the following goals

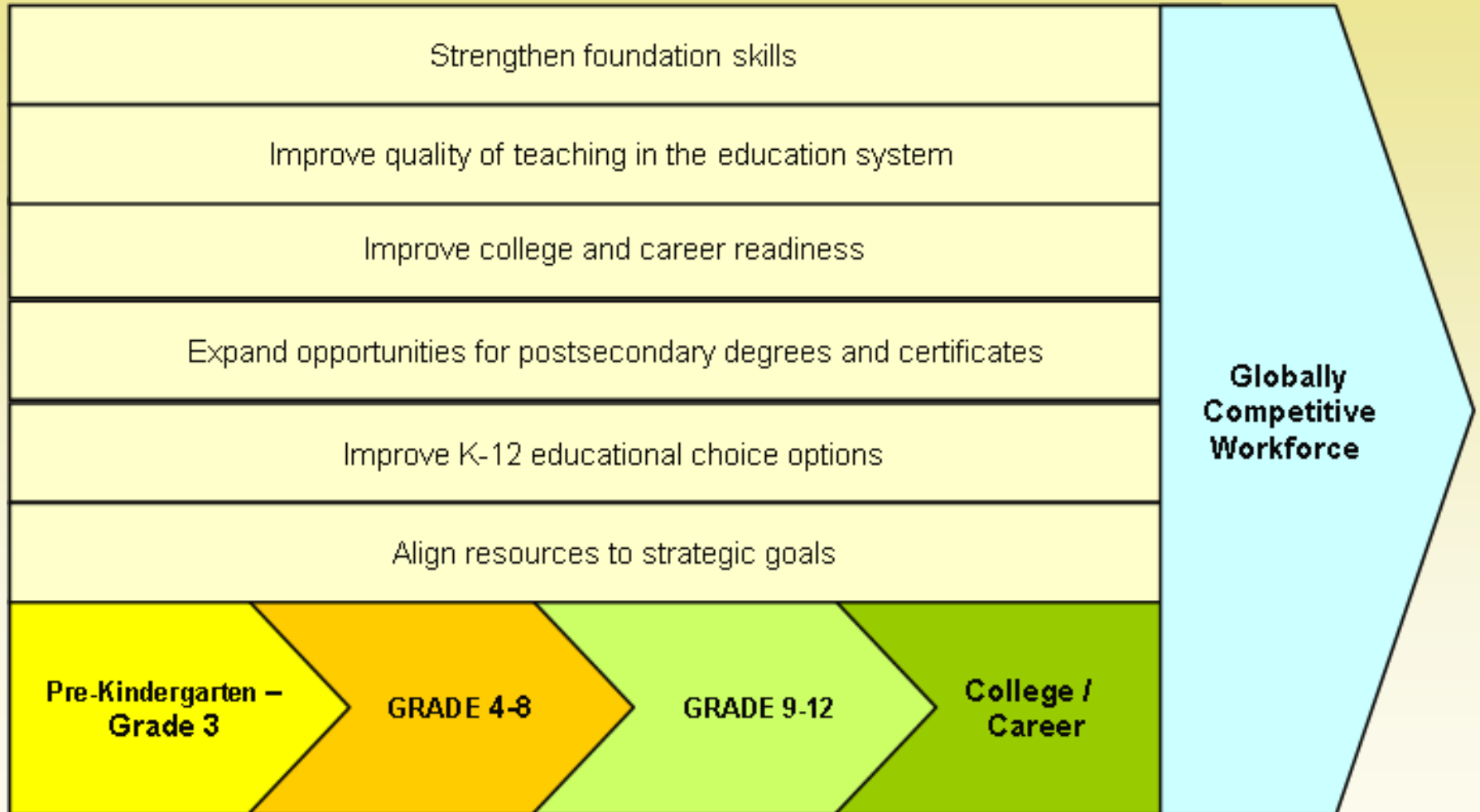
Highest student achievement

- Seamless articulation and maximum access
- Skilled workforce and economic development
- Quality efficient services

Strategic Vision

To change the culture of our schools from prekindergarten to postsecondary education by raising the ceiling and raising the floor to better enable students for success in the 21st century.

Next Generation Pre K-20 Strategic Plan



Voluntary Pre-Kindergarten Education and K12 Public School Education

Dr. Frances Haithcock,

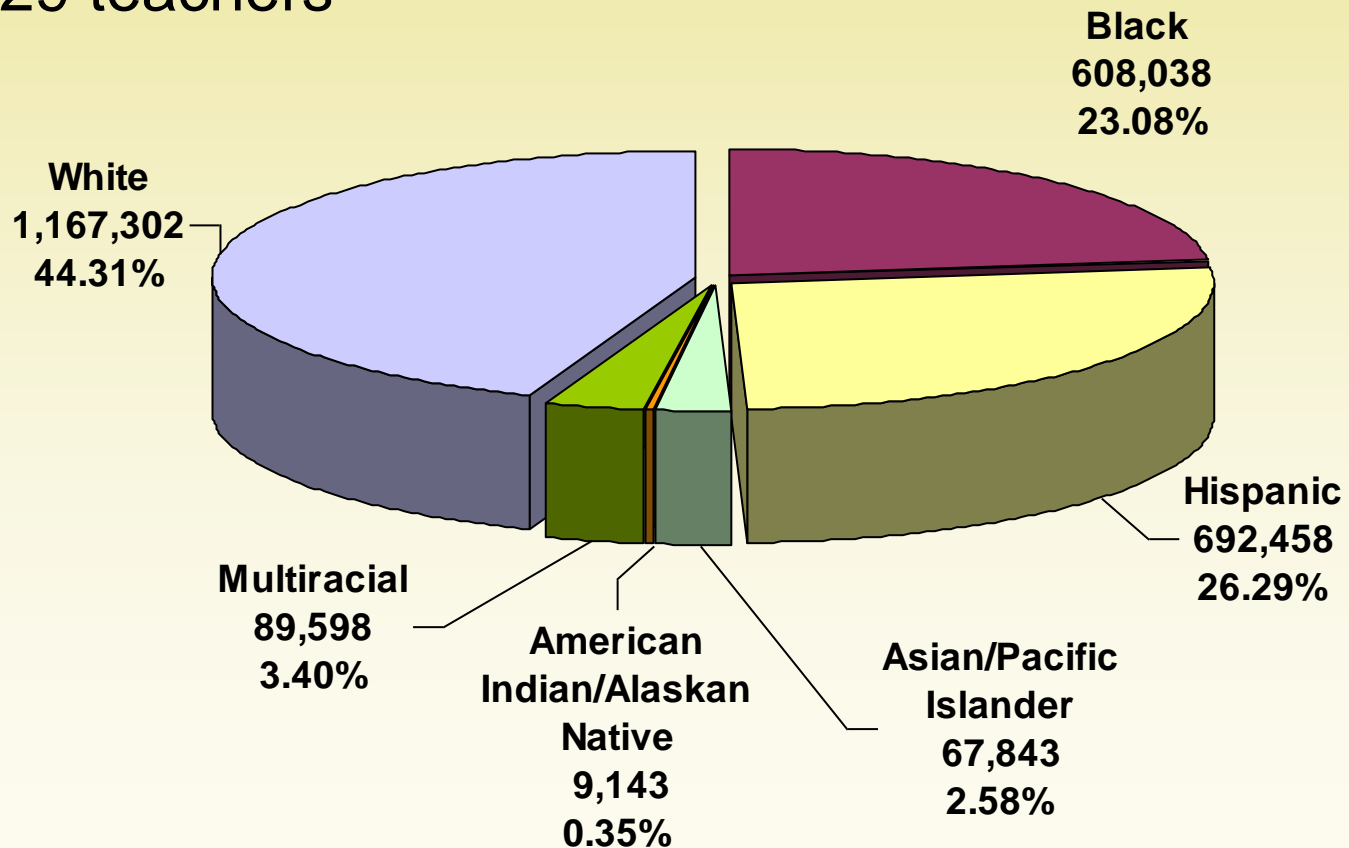
Chancellor, Division of K12 Public Schools

DIVISION OF PUBLIC SCHOOLS

Chancellor Frances Haithcock

Florida's Children

- 2.6 million VPK-12 students
- Great diversity
- 189,429 teachers



Who We Serve - Students

- 2,643,396 public VPK-12 students

VPK

- 148,581 children served by public and private providers (November 2010)
- 71.5% of total four-year-olds

K-12

- 43% White, 28% Hispanic, 23% Black
- 8.7% English Language Learners
- 299 native languages spoken
- 14.1% Students with Disabilities

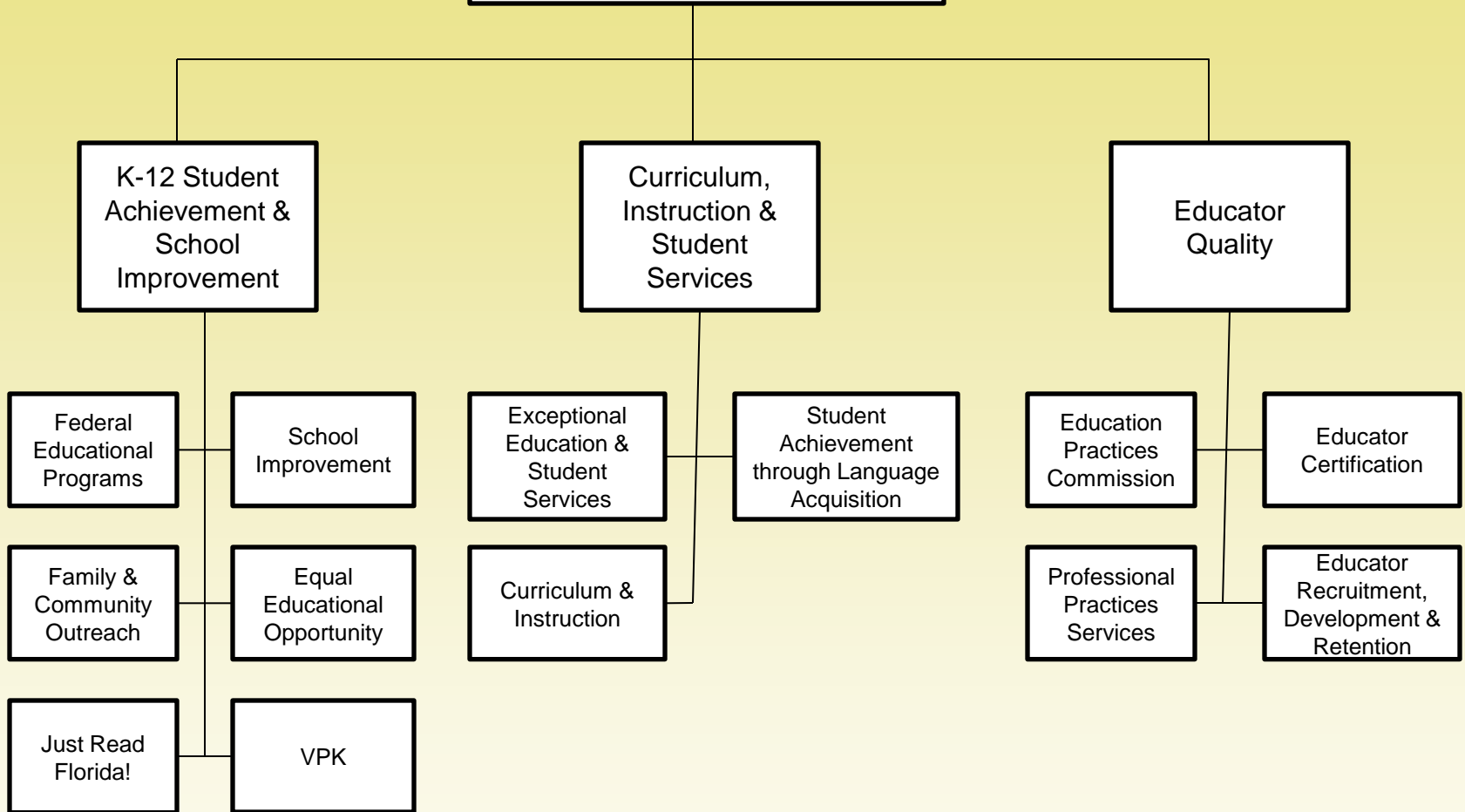
Who We Serve - Schools

- 67 school districts and 4 university lab schools
- VPK Providers (public and private) ~ 6,000
- Elementary Schools = 1,962
- Middle Schools = 602
- High Schools = 927
- Combination Schools = 477
- Charter Schools = 459
- 1,541 A schools, 681 B Schools, 564 C Schools, 159 D Schools, 55 F Schools

Who We Serve - Constituents

- Students
- Parents
- Teachers
- School and District Administrators
- Superintendents
- School Board Members
- Florida Education Association
- Early Learning Coalitions
- State Board Members
- State Legislature
- U.S. Department of Education

Division of Public Schools



Division of Public Schools

Educator Quality

- Educator Certification
- Recruitment, Professional Development, and Retention
- Professional Practices Services
- Education Practices Commission

Division of Public Schools

Curriculum, Instruction, and Student Services

- Curriculum and Instruction
 - Next Generation/Common Core Standards
 - Content area specialists
 - Instructional Materials
 - Healthy Schools
- Exceptional Education and Student Services
- Student Achievement through Language Acquisition

Division of Public Schools

School Improvement and Student Achievement

- School Improvement/Differentiated Accountability (5 regions)
- Federal Education Programs
- Just Read, Florida!
- Early Learning (VPK)
- Family and Community Outreach
- Equal Educational Opportunity

Recent PreK-12 Accomplishments

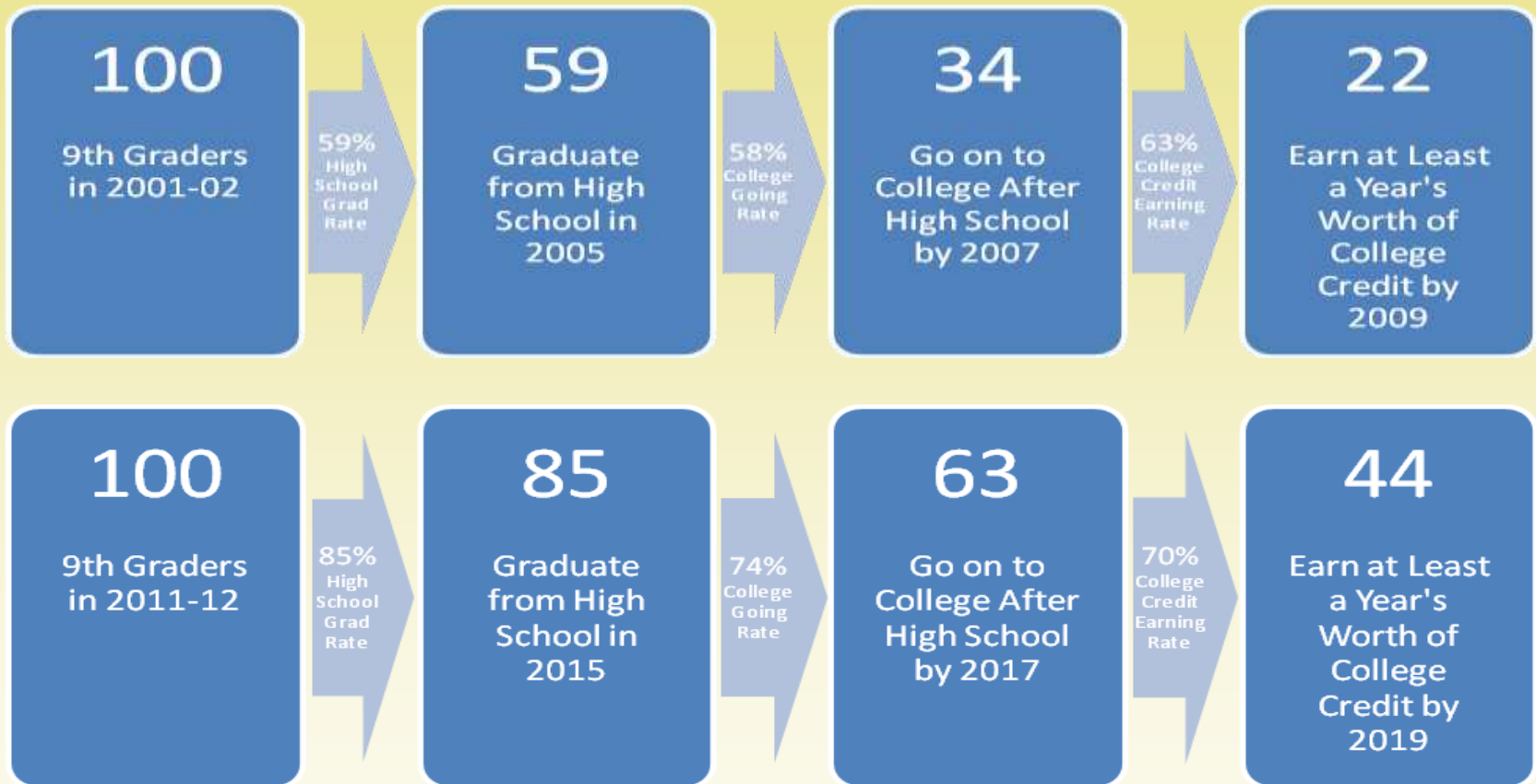
- Race to the Top
 - \$700 million over 4 years
 - 50% goes to districts
 - 65 participating districts
 - 4 assurance areas:
 - Standards & Assessments
 - Data Systems
 - Great Teachers and Leaders
 - Struggling Schools

Race to the Top Goals

1. Double the percentage of incoming high school freshmen who ultimately graduate from high school, go on to college, and achieve at least a year's worth of college credit;
2. Reduce the achievement gap by half in 2015; and
3. Increase the percentage of students scoring at or above proficient on NAEP by 2015, to or beyond the performance levels of the highest-performing states.

Our RTTT Goals

Double the Percent Earning College Credit



Recent PreK-12 Accomplishments

- Common Core State Standards
 - English/language arts and Math
- Next Generation Sunshine State Standards
- Teacher Quality Initiatives
 - Florida Educator Accomplished Practices

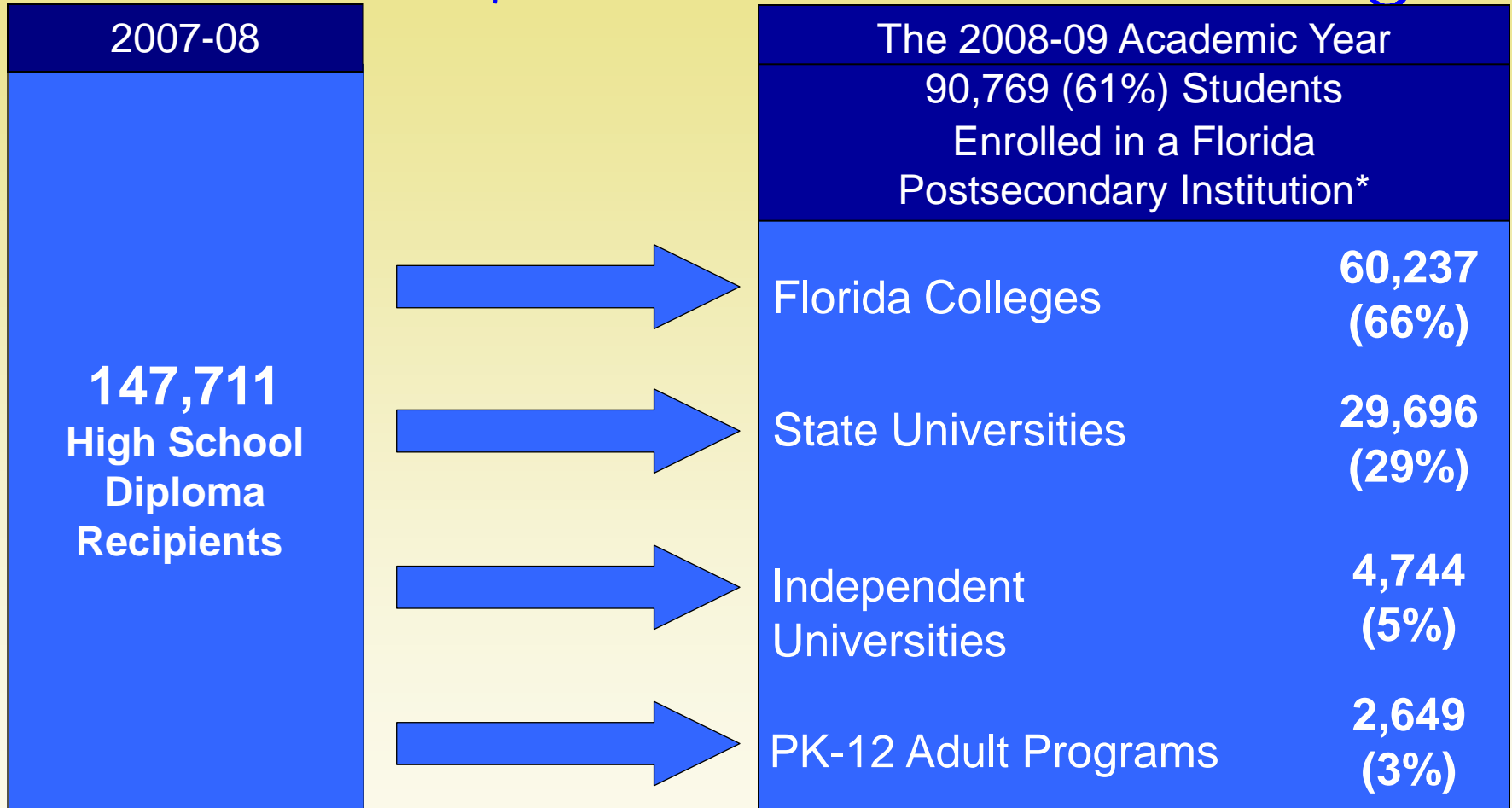
Recent PreK-12 Accomplishments

- Increased High School Graduation Requirements
 - Geometry, Algebra II, Biology, and Chemistry or Physics
 - End-of-Course Examinations
- High School Accountability
 - 50% high school grades based on FCAT
 - 50% based on grad rate, accelerated coursework, and other factors

Recent PreK-12 Accomplishments

- Differentiated Accountability System of School Improvement
 - Combines federal and state systems
 - Categorizes schools based on state school grade and federal AYP criteria met
 - 5 regional offices provide direct support for targeted interventions
 - Strong gains shown as a result

What Happens After They Graduate? Standard Diplomas to Postsecondary



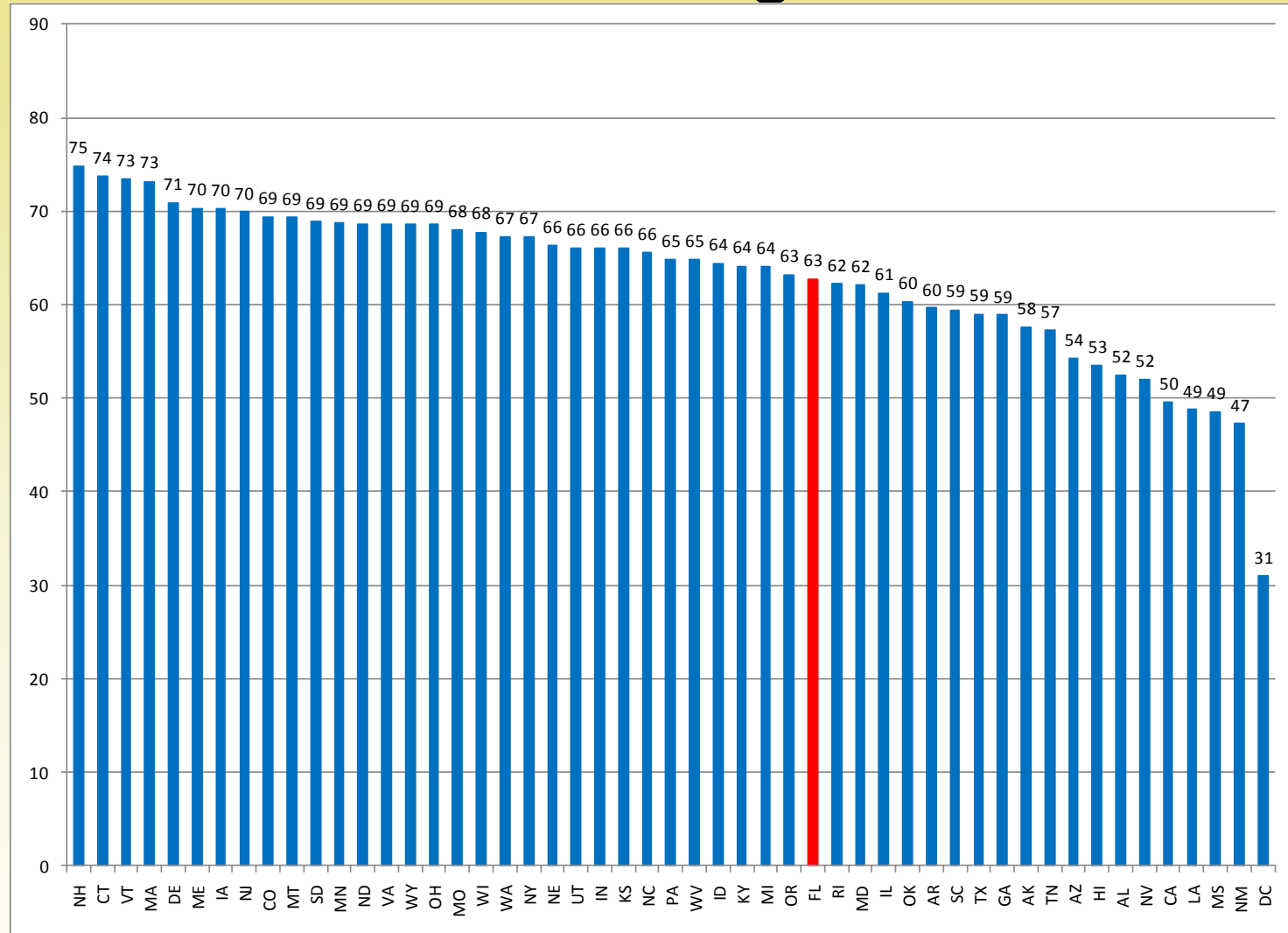
Source: PK-20 Education Data Warehouse.

* Does not include students who enrolled in postsecondary education out of state, historically 4-5% of high school graduates.

Note: percentages use the 90,769 as the denominator and will add up to more than 100% because students may enroll in more than one sector.

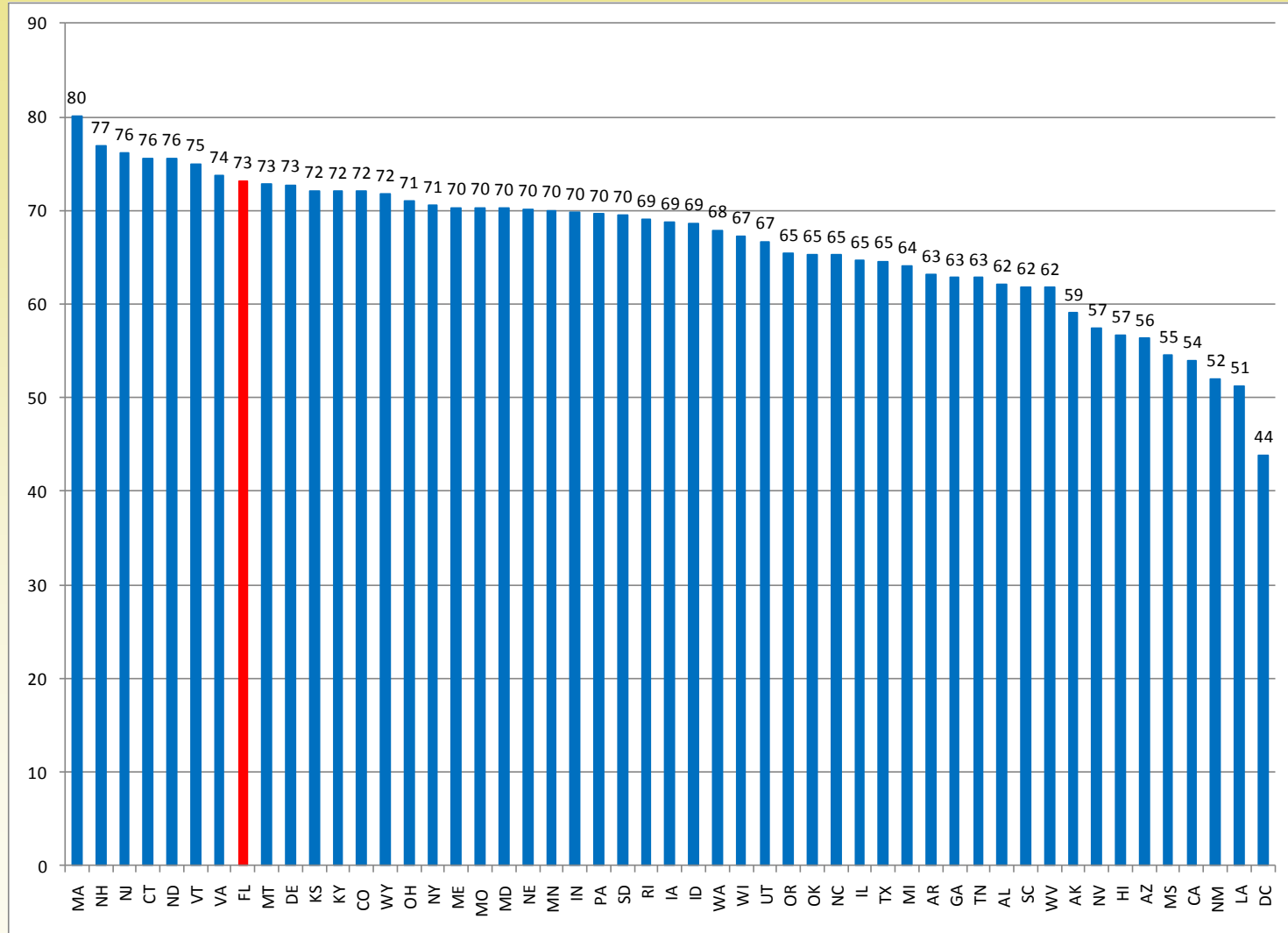
Results

Although Florida was ranked 32nd for Grade 4 Reading in 2003...



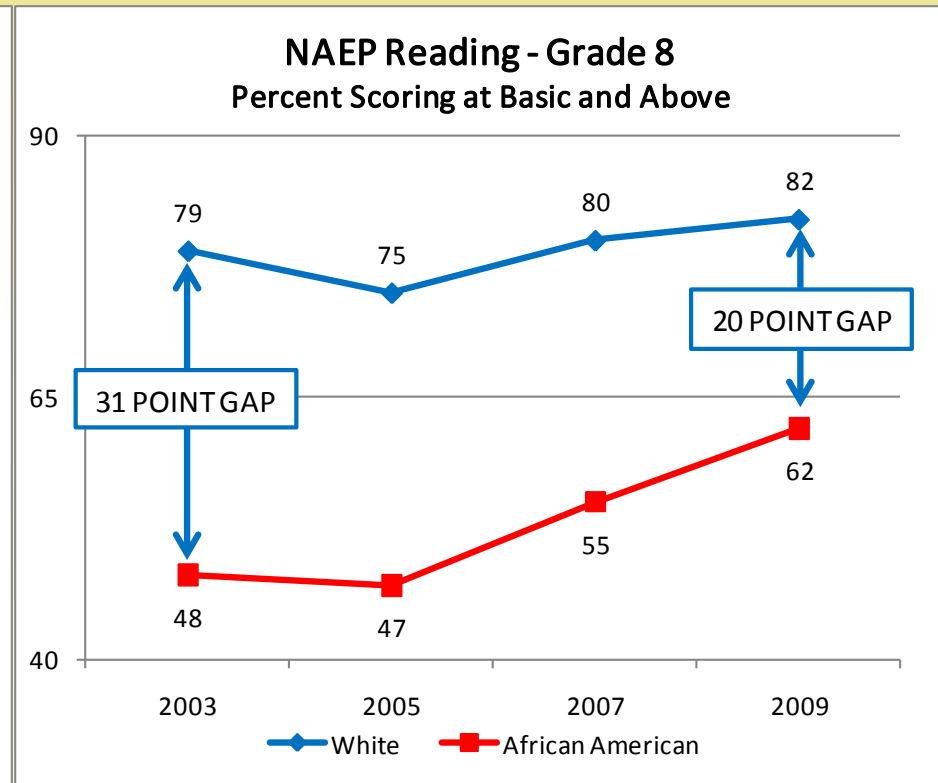
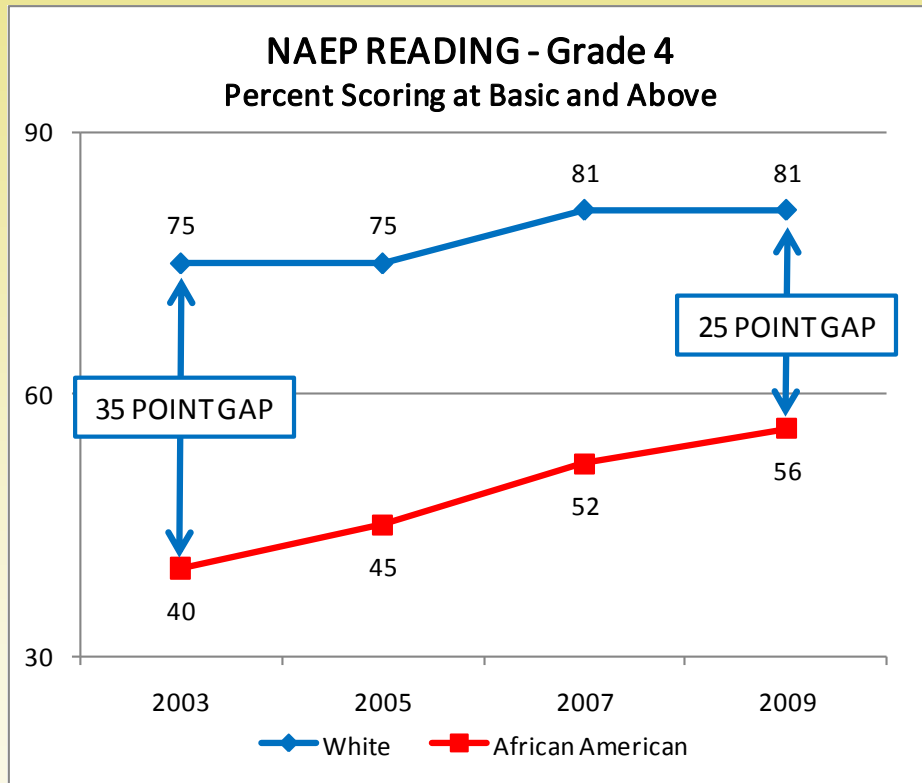
2003 NAEP Reading Results, Grades 4, Percent Scoring Basic Level and Above, 50 States and Washington, DC

By 2009, Florida's students jumped to 8th in the nation in Grade 4 Reading

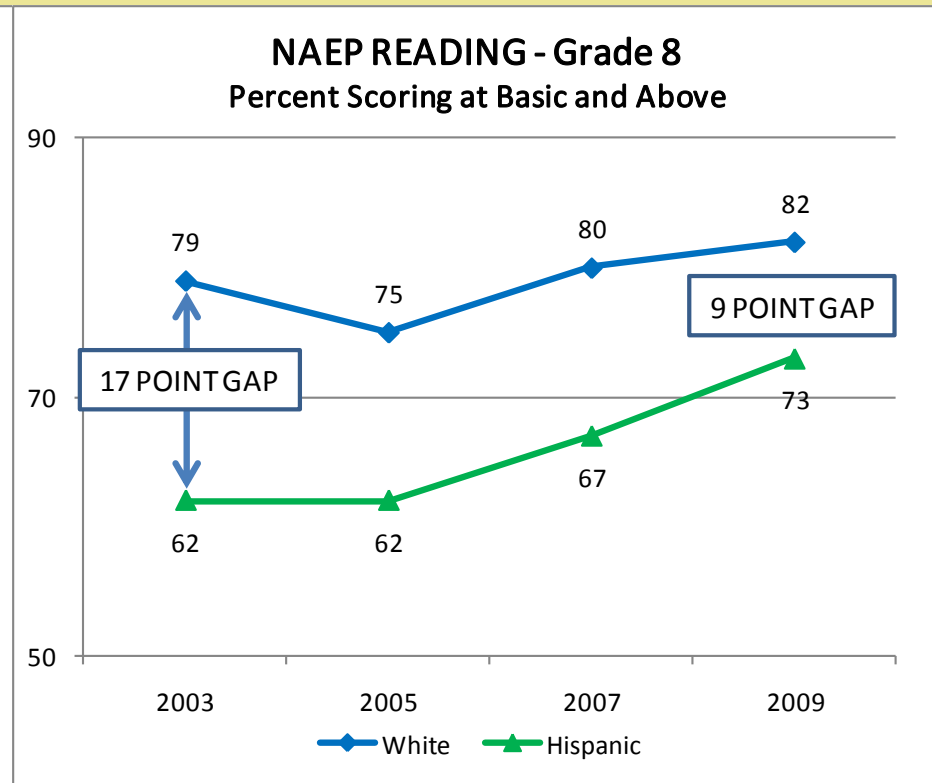
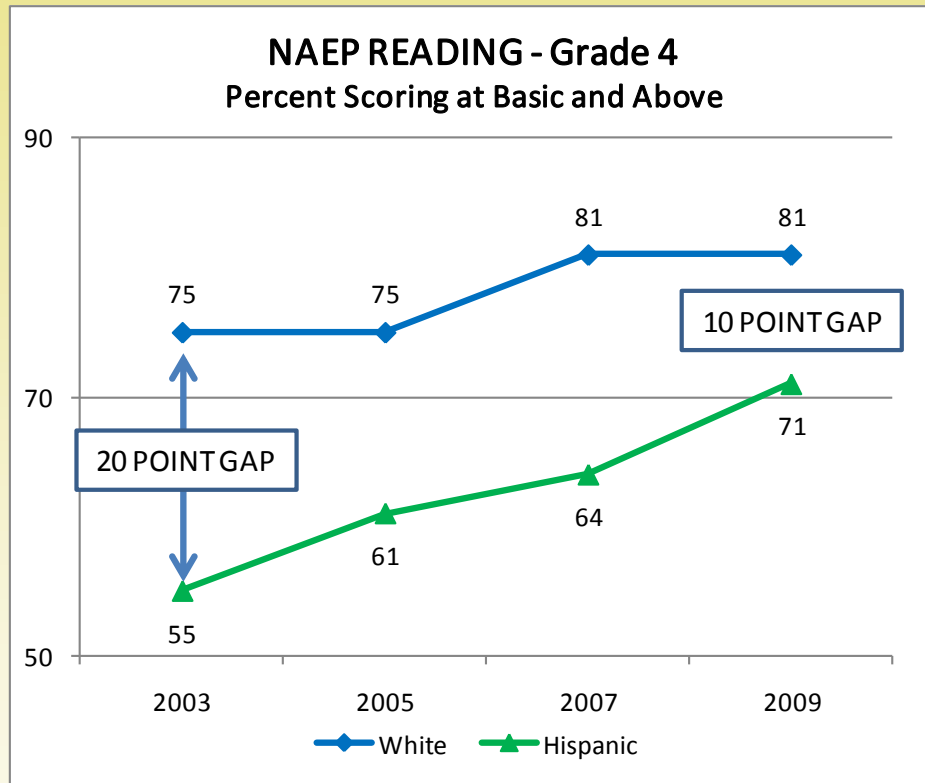


2009 NAEP Reading Results, Grades 4, Percent Scoring Basic Level and Above, 50 States and Washington, DC

Florida steadily closing the achievement gap between White and African American students in Reading

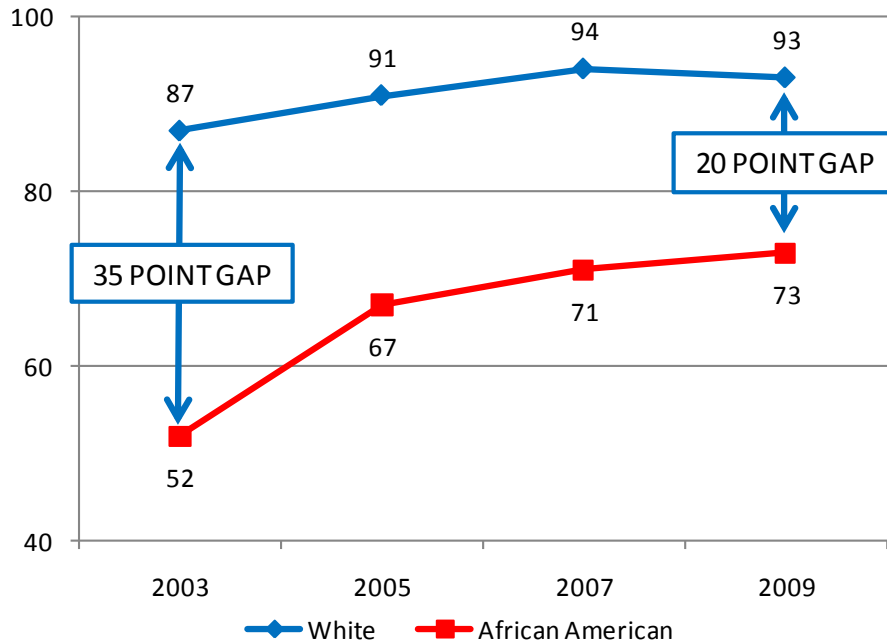


Florida's Hispanic students charge ahead in Reading achievement

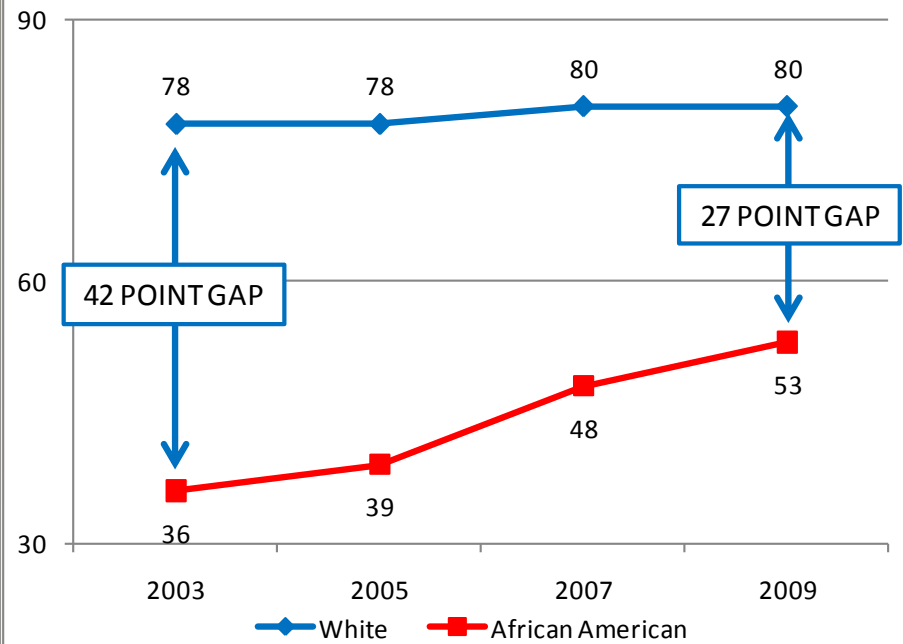


Florida's African American students make significant gains in Math

NAEP MATHEMATICS - Grade 4 Percent Scoring at Basic and Above

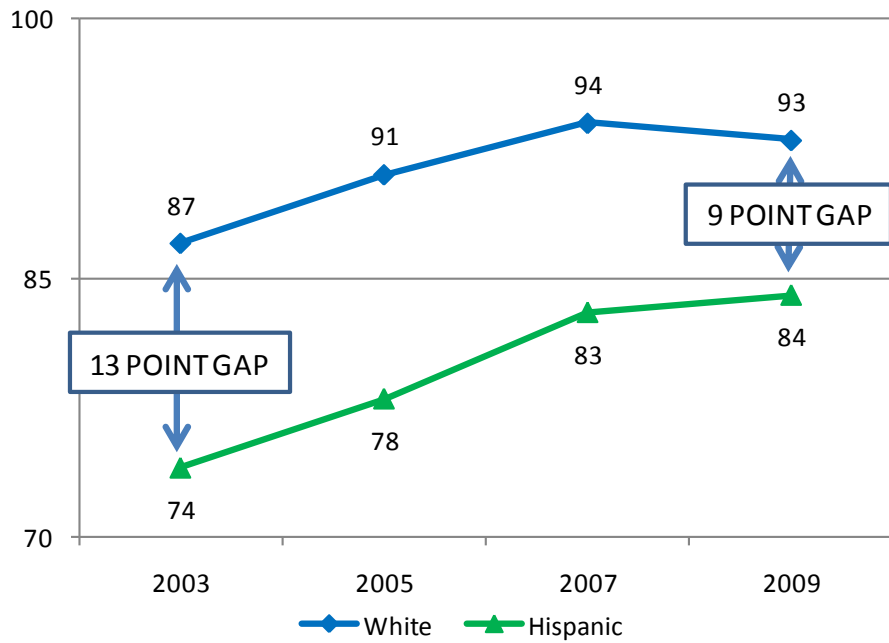


NAEP MATHEMATICS - Grade 8 Percent Scoring at Basic and Above

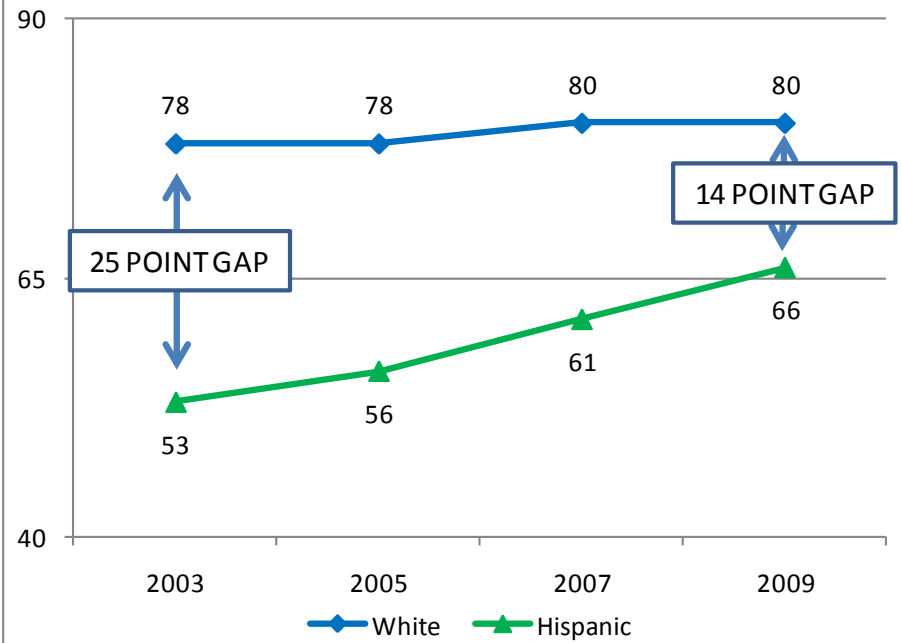


Hispanic student math achievement also on the rise

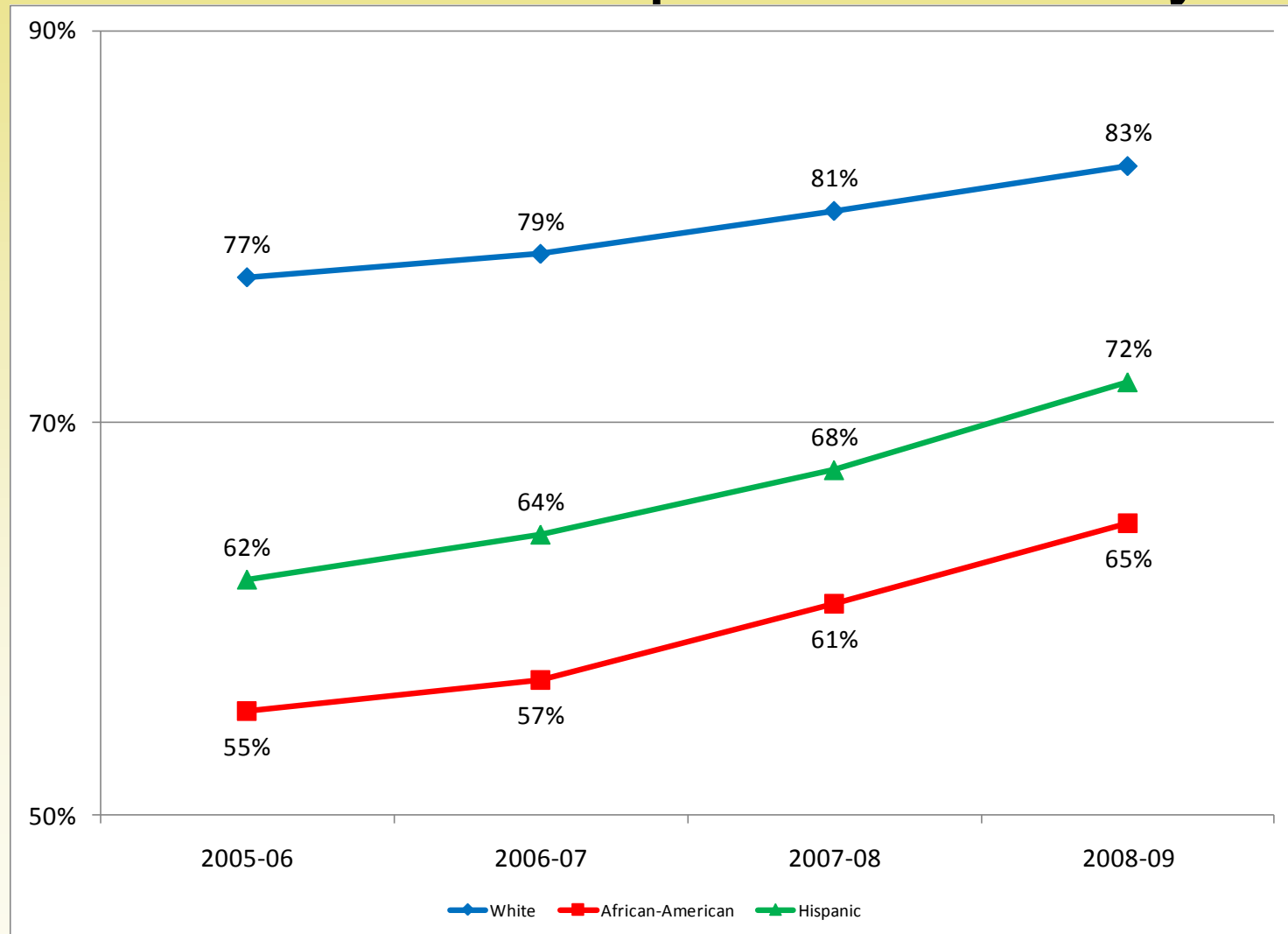
NAEP MATHEMATICS - Grade 4
Percent Scoring at Basic and Above



NAEP MATHEMATICS - Grade 8
Percent Scoring at Basic and Above

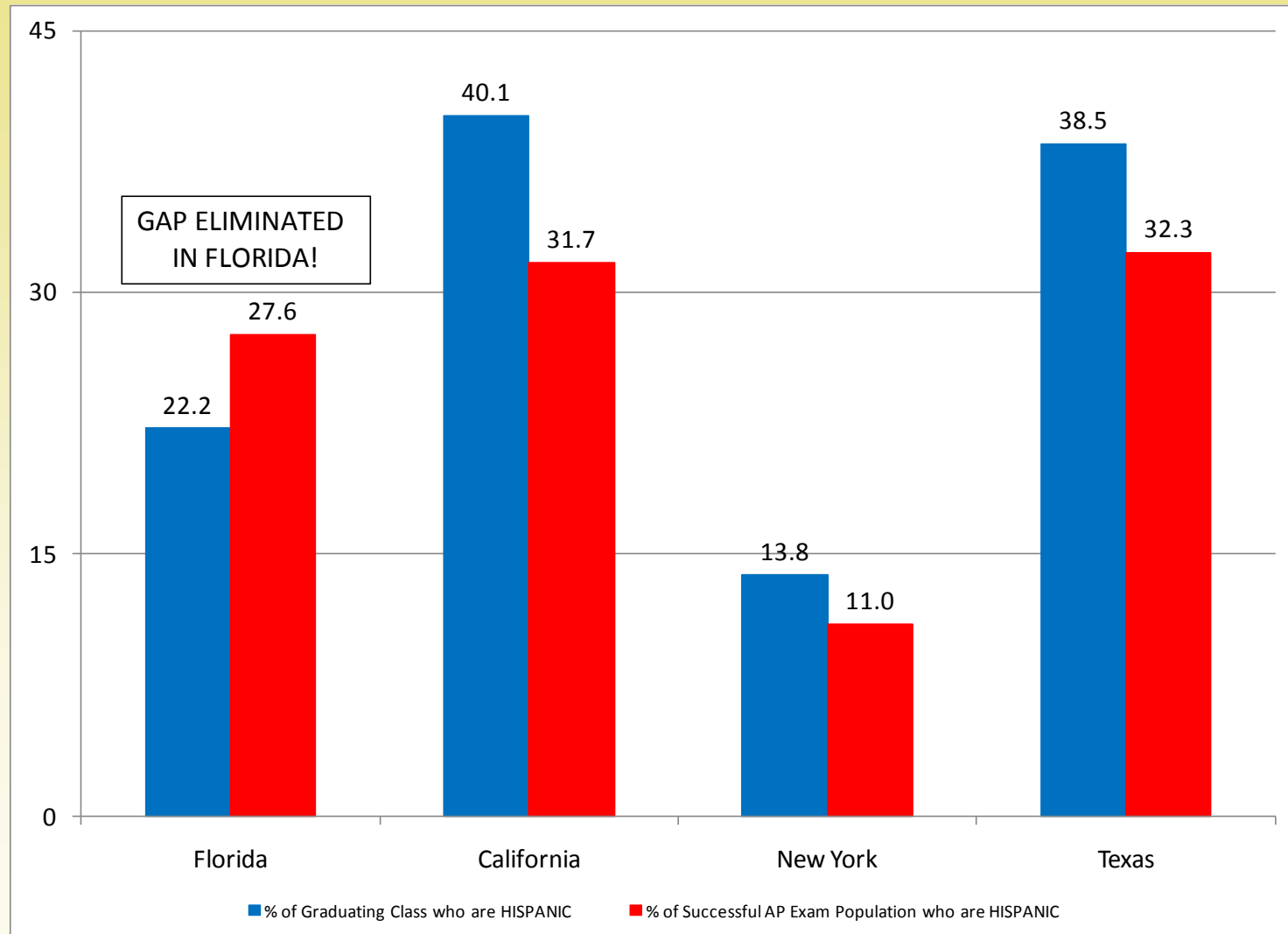


African American & Hispanic Graduation Rate up 10% in four years

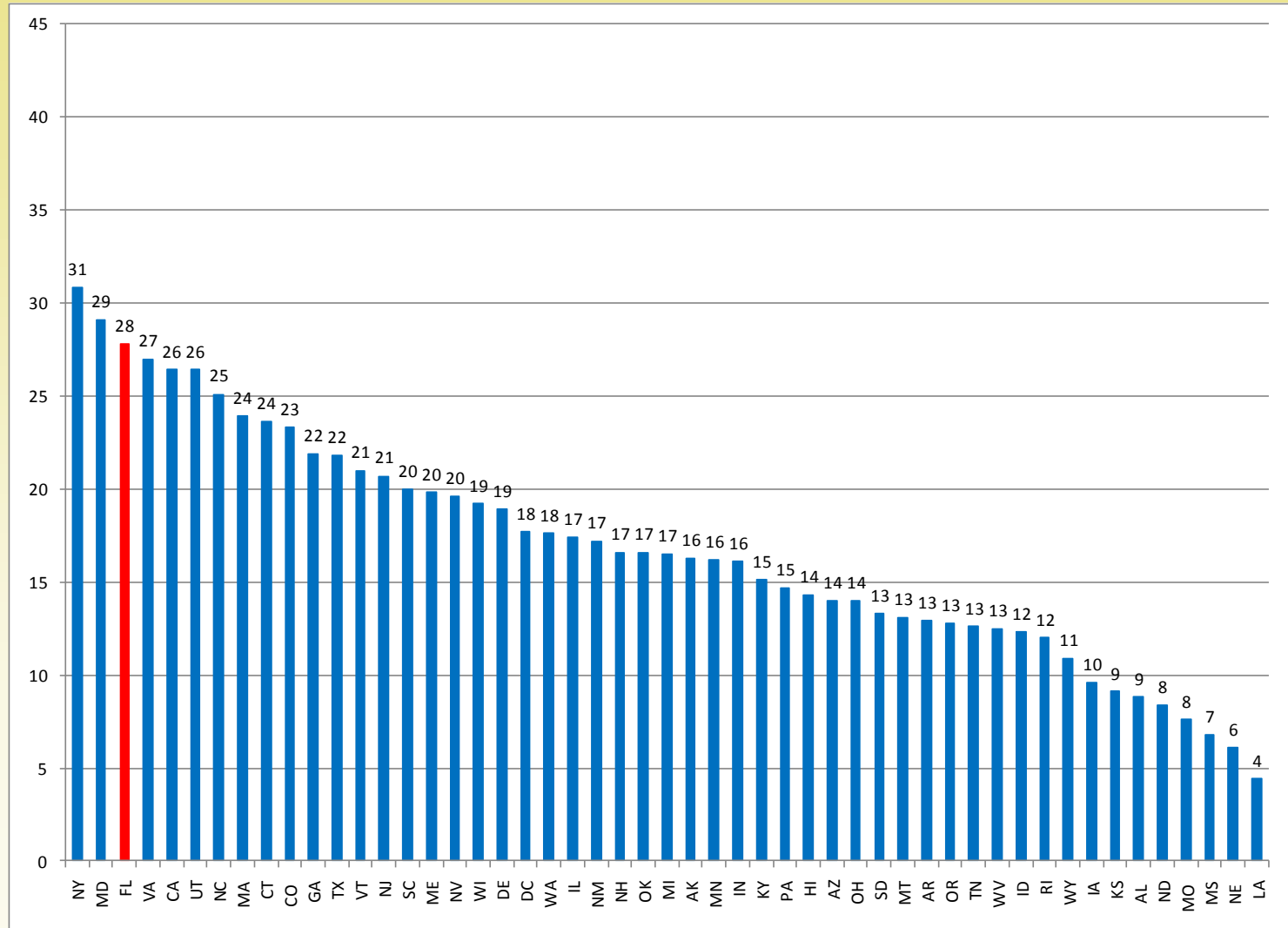


High School Graduation Rate, NGA Method, 2005-06 to 2008-09

Hispanics students have eliminated the achievement gap in AP in Florida

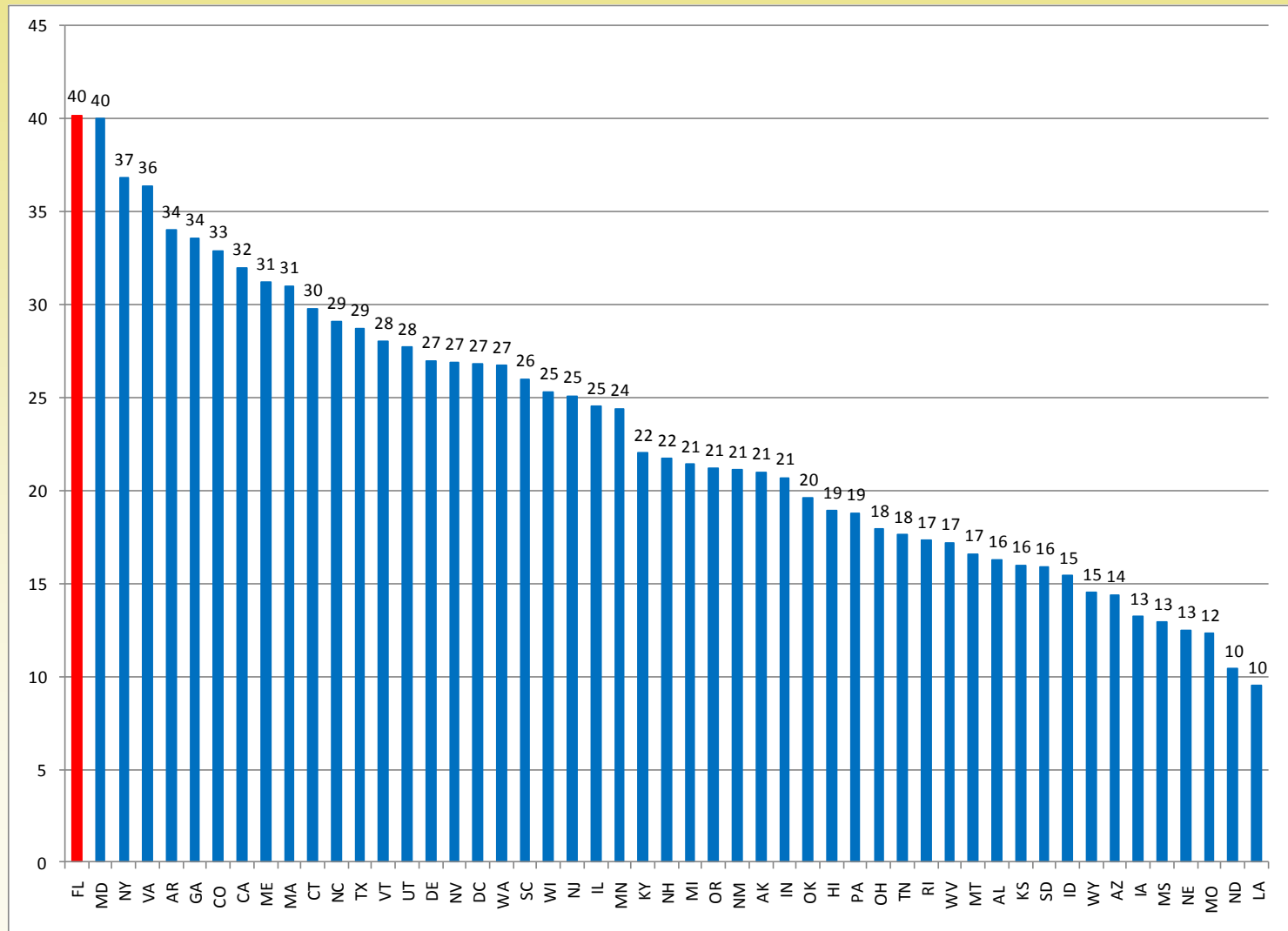


In 2004, 28% of Florida's graduating seniors took an AP exam in high school



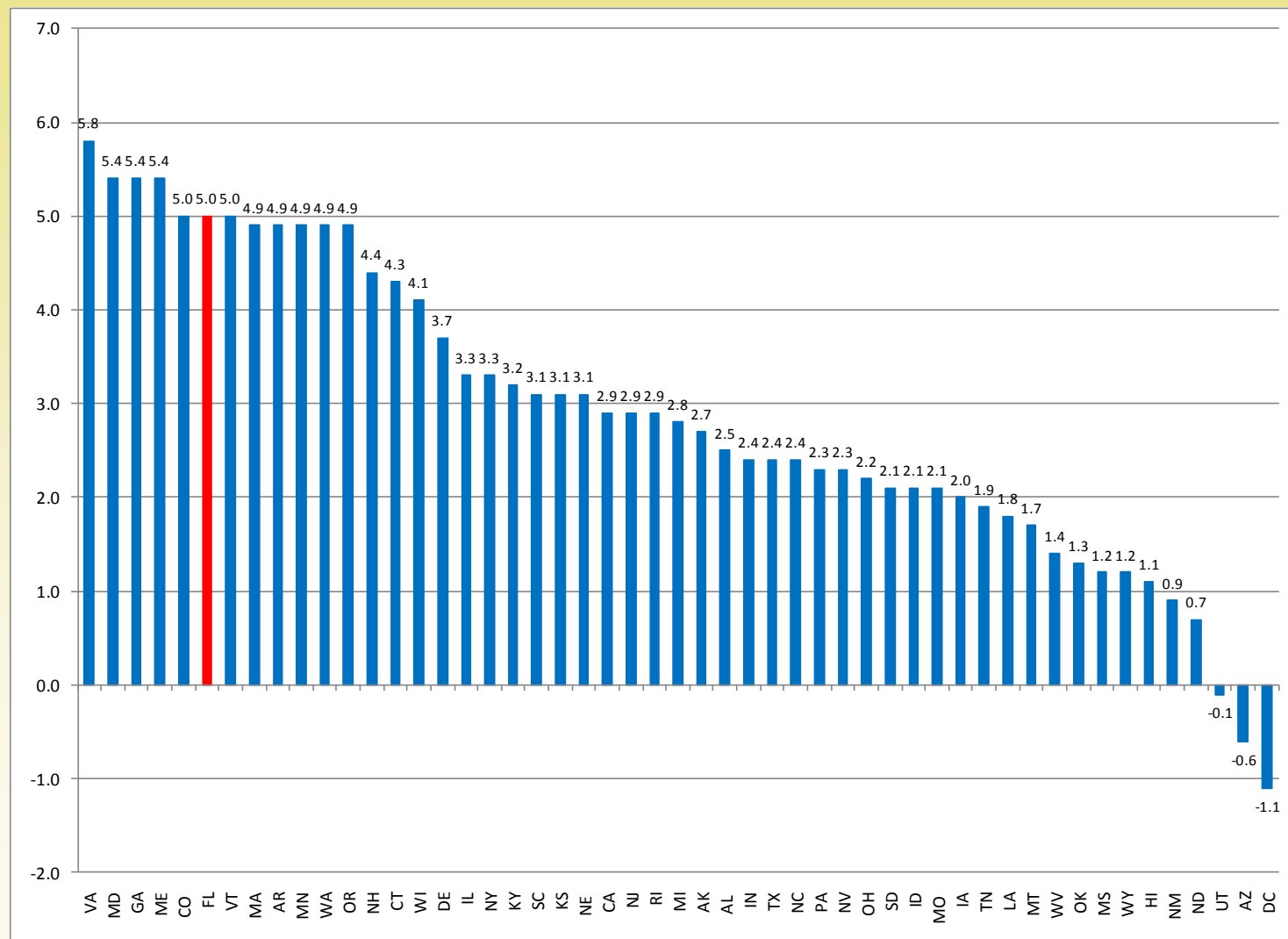
Percentage of High School Graduates Who Took an AP Exam in High School, 2004

By 2009, 40% of Florida's high school graduates took an AP exam



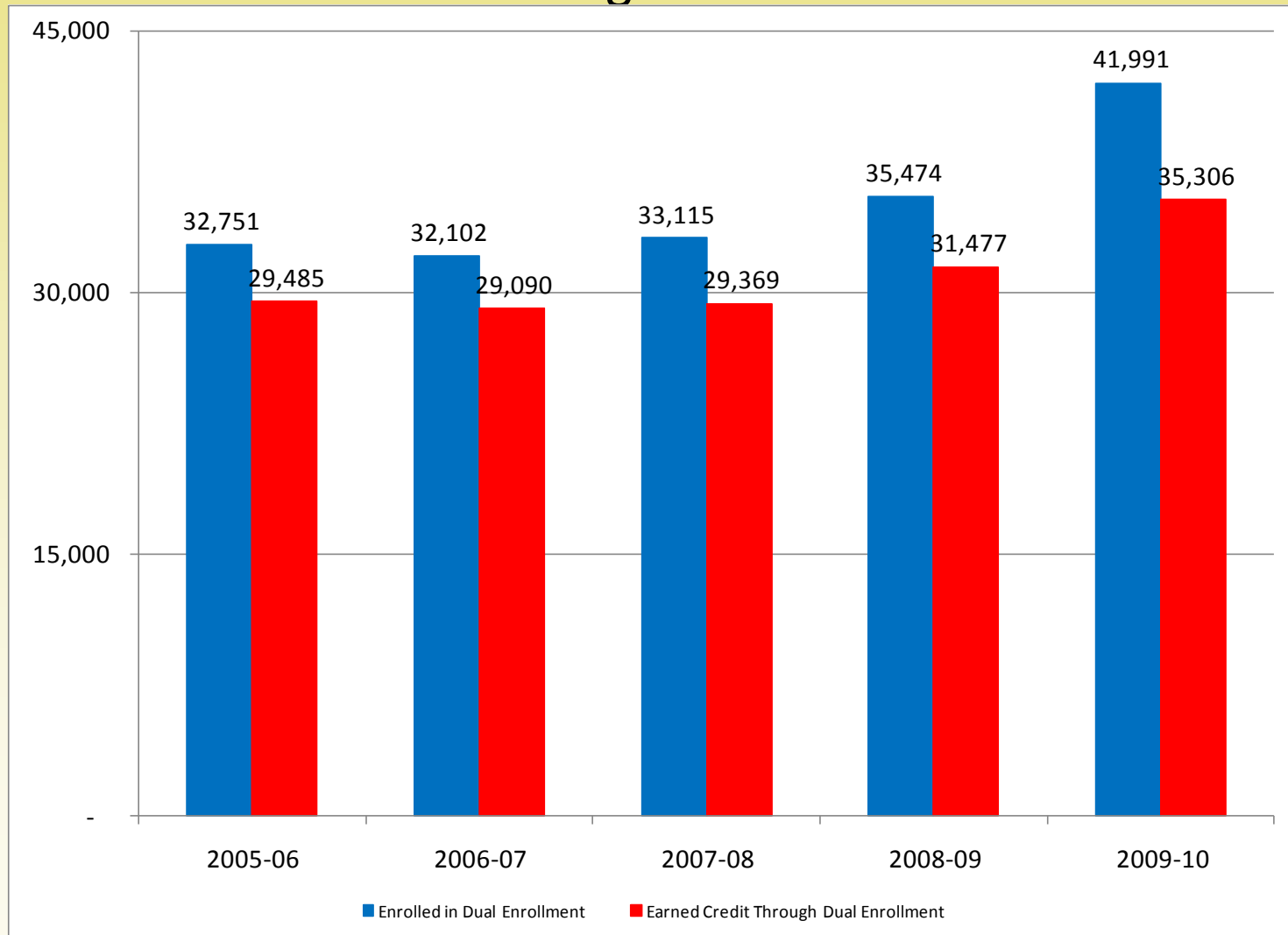
Percentage of High School Graduates Who Took an AP Exam in High School, 2009

From 2004 to 2009, the percent of Florida's high school graduates earning an AP score of 3 or higher increased by 5% (third strongest in the country)



Increase in the percent of High School Graduates Who Earned an AP score of 3, 4, or 5, 2009

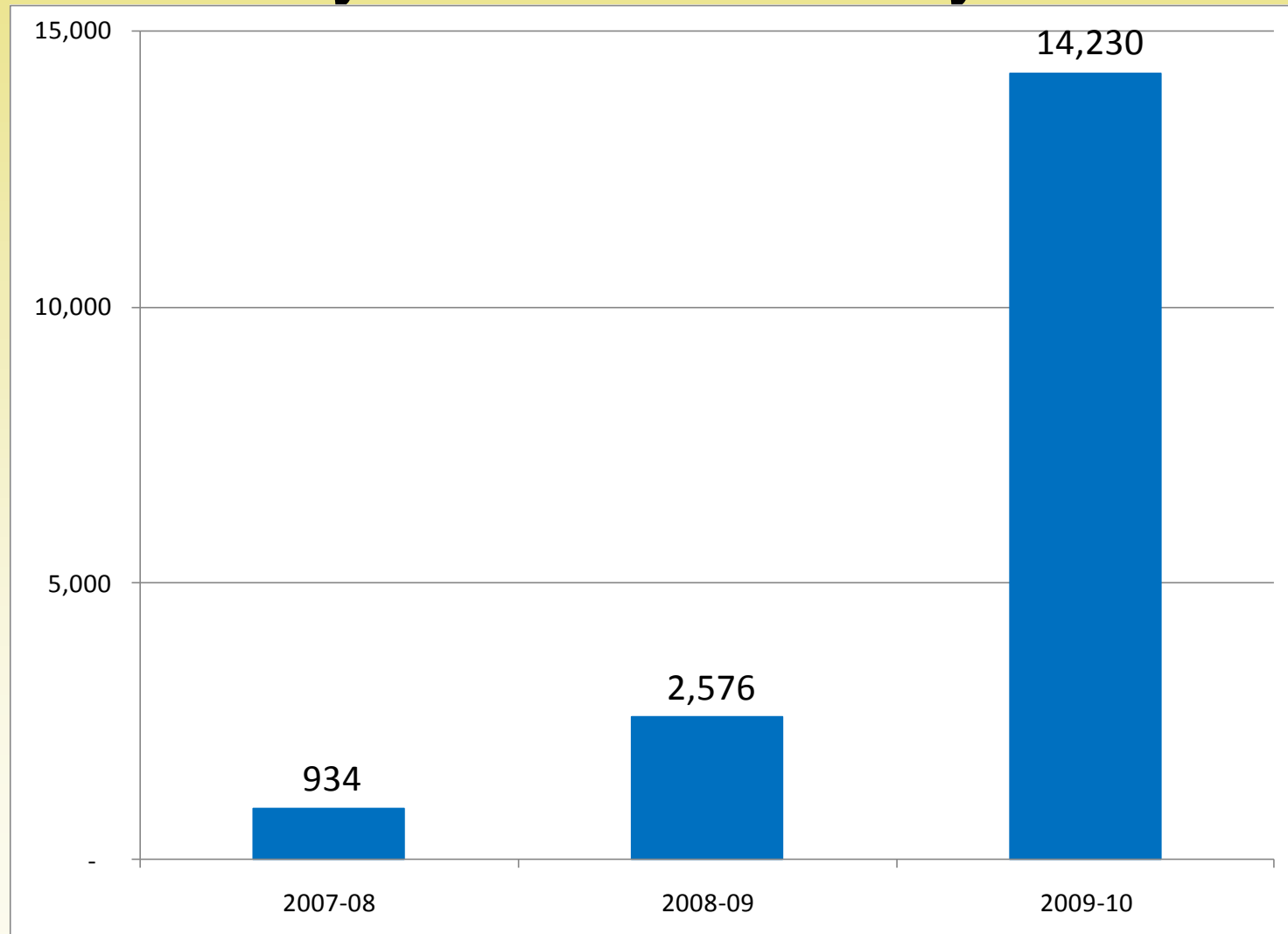
Steady Growth in Dual Enrollment participation and performance fuels Florida's College & Career Ready agenda



Number of students enrolled in Dual Enrollment and the number of students earning credit in Dual Enrollment through the Florida Colleges, 2005-06 to 2009-10



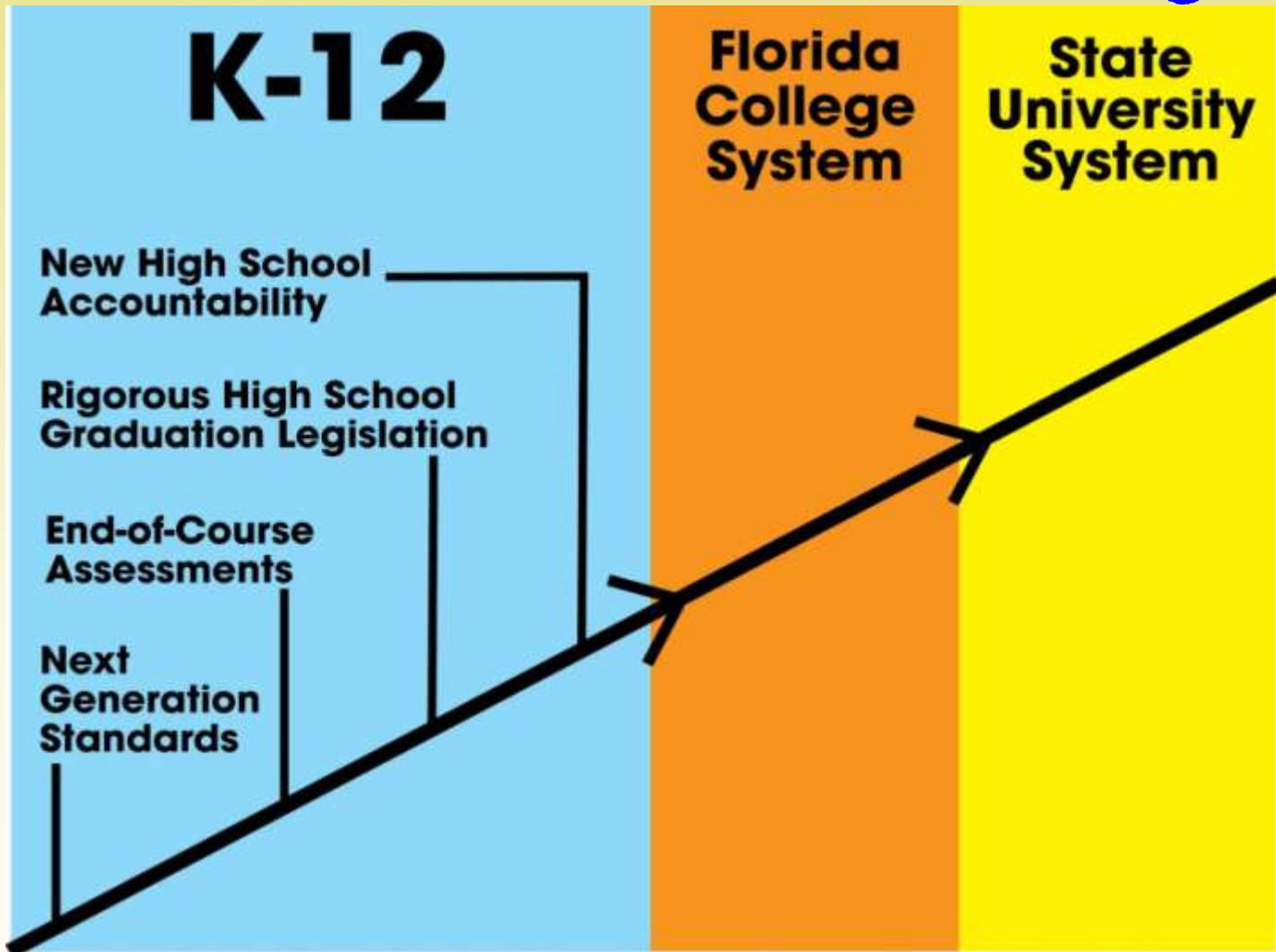
Number of Florida students earning Industry Certification skyrockets



Number of Students Earning Industry Certifications, 2007-08 to 2009-10 (preliminary data)




Florida's Race to Success - College and Career Ready



K12 School Choice Programs

Mike Kooi

Director, Division of Independent Education and
Parental Choice



Office of Independent Education & Parental Choice

325 West Gaines Street • Suite 522 • Tallahassee, FL • 32399-0400 • 850/245-0502 • www.floridaschoolchoice.org

School Choice in Florida

Michael Kooi

Executive Director

Independent Education and Parental Choice



Florida's Choice Options

K-12 School Choice Options

- **K-12 Scholarship Programs**

(McKay, Florida Tax Credit)

- **Public Charter Schools**

- **Virtual Education**

- **Home Education**

- **District School Choice Options**

(Magnet, Career Academies, Advance Placement, International Baccalaureate Program, controlled Open-Enrollment, etc.)



John M. McKay Scholarship Program

Provides scholarships to students with learning disabilities in K-12 to attend a public school other than the one they are assigned or a participating private school





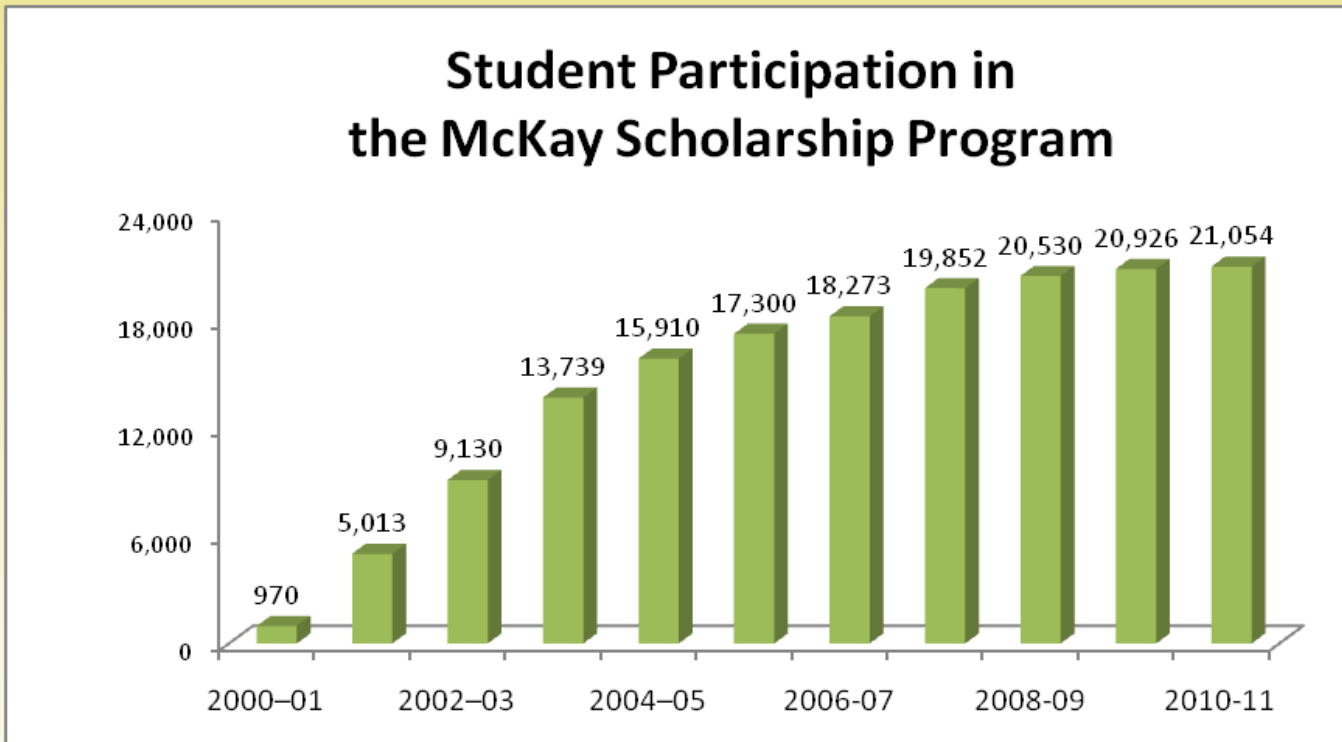
John M. McKay Scholarship Program

Who is eligible?

- Students who have a current Individual Education Plan (IEP)
- Students who were enrolled and reported for funding in a Florida public school the year before you apply
- Must apply while still enrolled in public school
- One year exception for applicants for the 11-12 school year (HB 1505)



John M. McKay Scholarship Program





John M. McKay Scholarship Program

Where do I go for more information?

Click on the following link:

<http://www.floridaschoolchoice.org/Information/McKay/>

Click on the following link for your district contact:

http://www.floridaschoolchoice.org/Information/District/district_list.asp?prgmttype=2



Florida Tax Credit Scholarship

- Provides scholarships to students from low-income families
- Scholarships can be used to move to another public school or attend an approved private school
- Scholarships to private schools are approximately \$4100 for the 2010-11 school year
- Total scholarship funding available for 2010-2011 is \$140 million





Florida Tax Credit Scholarship

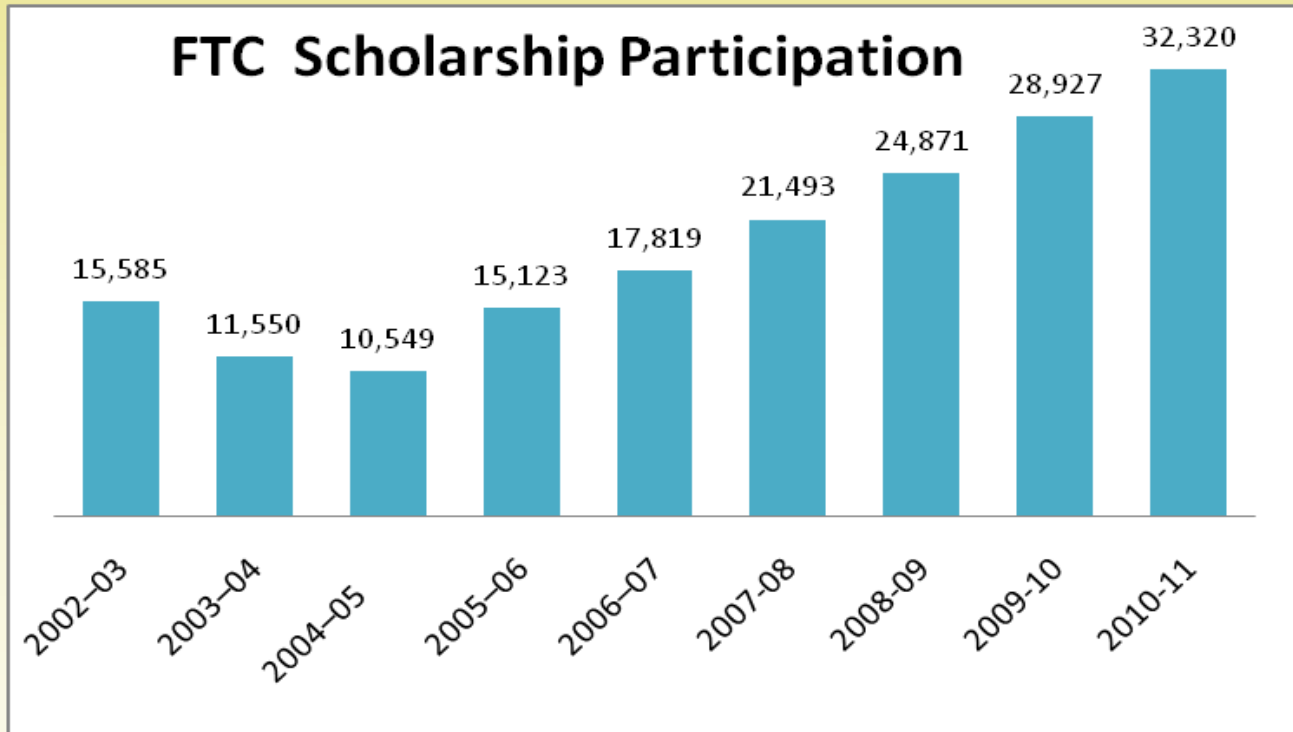
Who is eligible?

- Students who are eligible for free or reduced price lunch, and
 - students who have been reported for funding in the year prior to applying to the scholarship program,
 - students who are entering kindergarten or 1st grade or
 - students who are foster children





Florida Tax Credit Scholarship





Florida Tax Credit Scholarship

Where do I get more information?

Click on the following link:

<http://www.floridaschoolchoice.org/Information/ctc/>

Click on the this link for an SFO contact:

<http://www.floridaschoolchoice.org/Information/ctc/SFO.asp>



Public Charter Schools

Independent public schools that are exempt from many K-12 regulations and can provide:

- theme-based education
- more chances for parent involvement
- alternative curriculum





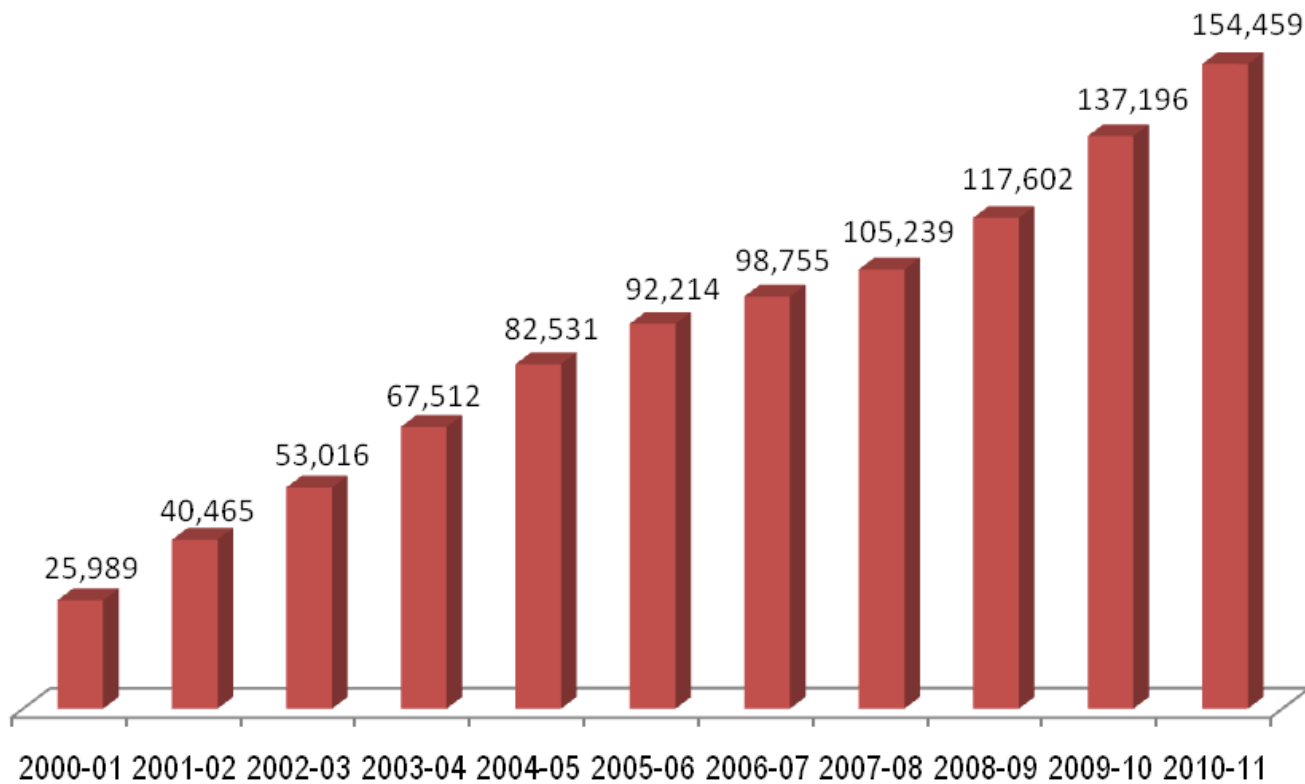
Public Charter Schools

- Must be approved by the local school board
- If approved, must sign a performance-based contract with local school board
- Must employ certified teachers
- Curriculum must align with state standards
- Students take the FCAT and school is graded



Public Charter Schools

Florida's Charter School K-12 Enrollment Is Increasing





Virtual Education

Three options for virtual education:

- The Florida Virtual School

Florida Virtual School Classic (FLVS): grades 6-12 supplemental model

Florida Virtual School Full time (FLVS FT): grades K-12 in partnership with Florida Connections Academy

- Florida Virtual School District Franchises (district specific)

- District Virtual Instruction Programs (required by law)



Florida Virtual School (FLVS)

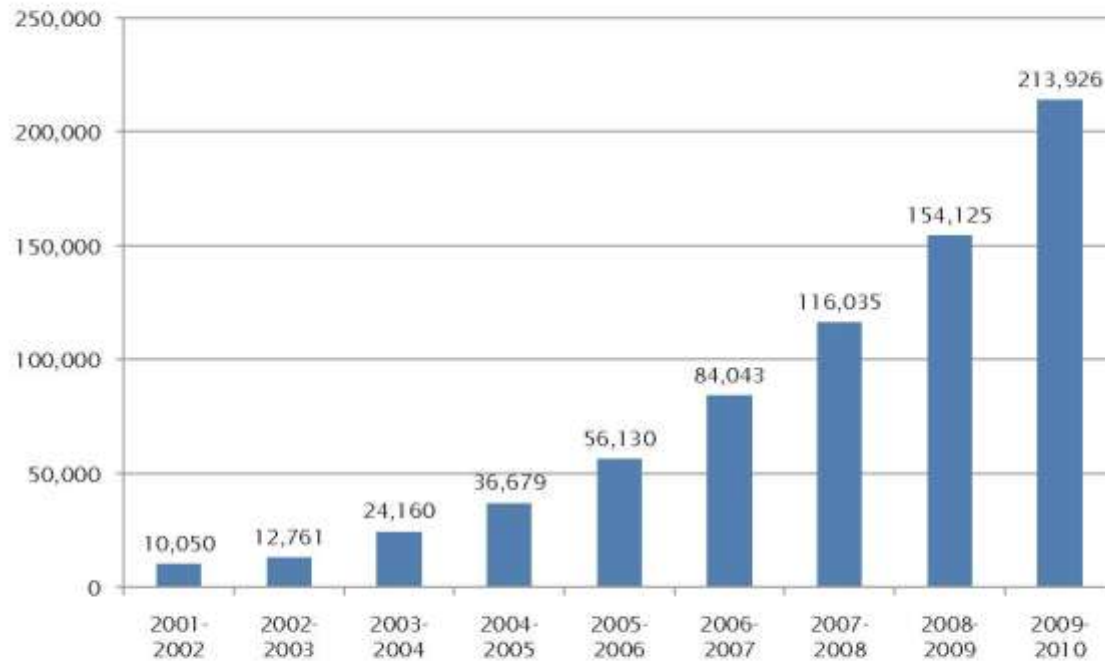
- FLVS Classic offers 100+ courses to students in grades 6-12
- Courses are free to Florida students of all grades, including: public, charter, private, and home educated students



The Florida Virtual School

FLVS Completion History

As of June 30, 2010



Completions are measured as half-credit enrollments, based on Florida Virtual School Classic (FLVS) student completions during a 12-month period.



District Virtual Instruction Programs

Law requires each school district to offer a:

- full-time K-12 virtual instruction program
- full-time or part-time virtual instruction program for students in dropout prevention, academic intervention, or Department of Juvenile Justice programs



District Virtual Instruction Programs

Where do I find more information?

Click on this link:

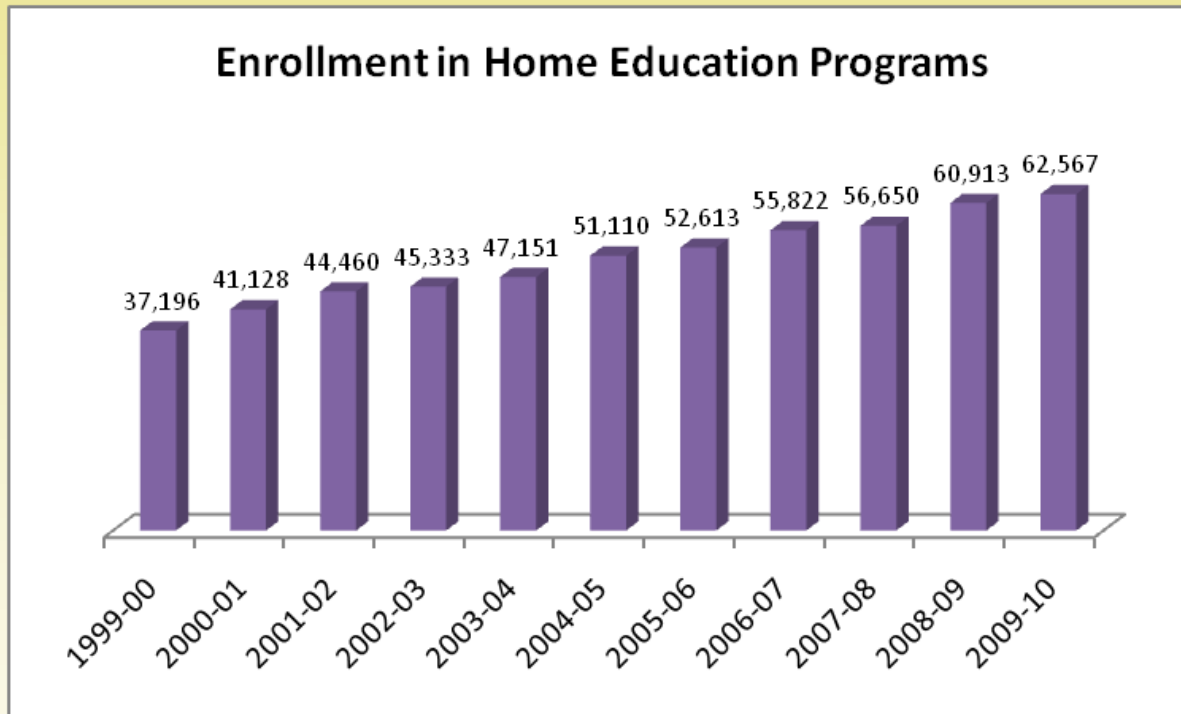
<http://www.fldoe.org/Schools/virtual-schools/default.asp>

Home Education

- A parent-directed educational choice that allows the opportunity to explore and learn at the pace of the individual student
- Parents register each child in a home education program with their local school district
- No standard curriculum or attendance requirement for students
- A portfolio of records and materials showing student work must be maintained



Home Education





Home Education

Where do I find more information?

Click on this link:

http://www.floridaschoolchoice.org/information/home_education/



District Postsecondary Workforce Education

Loretta Costin

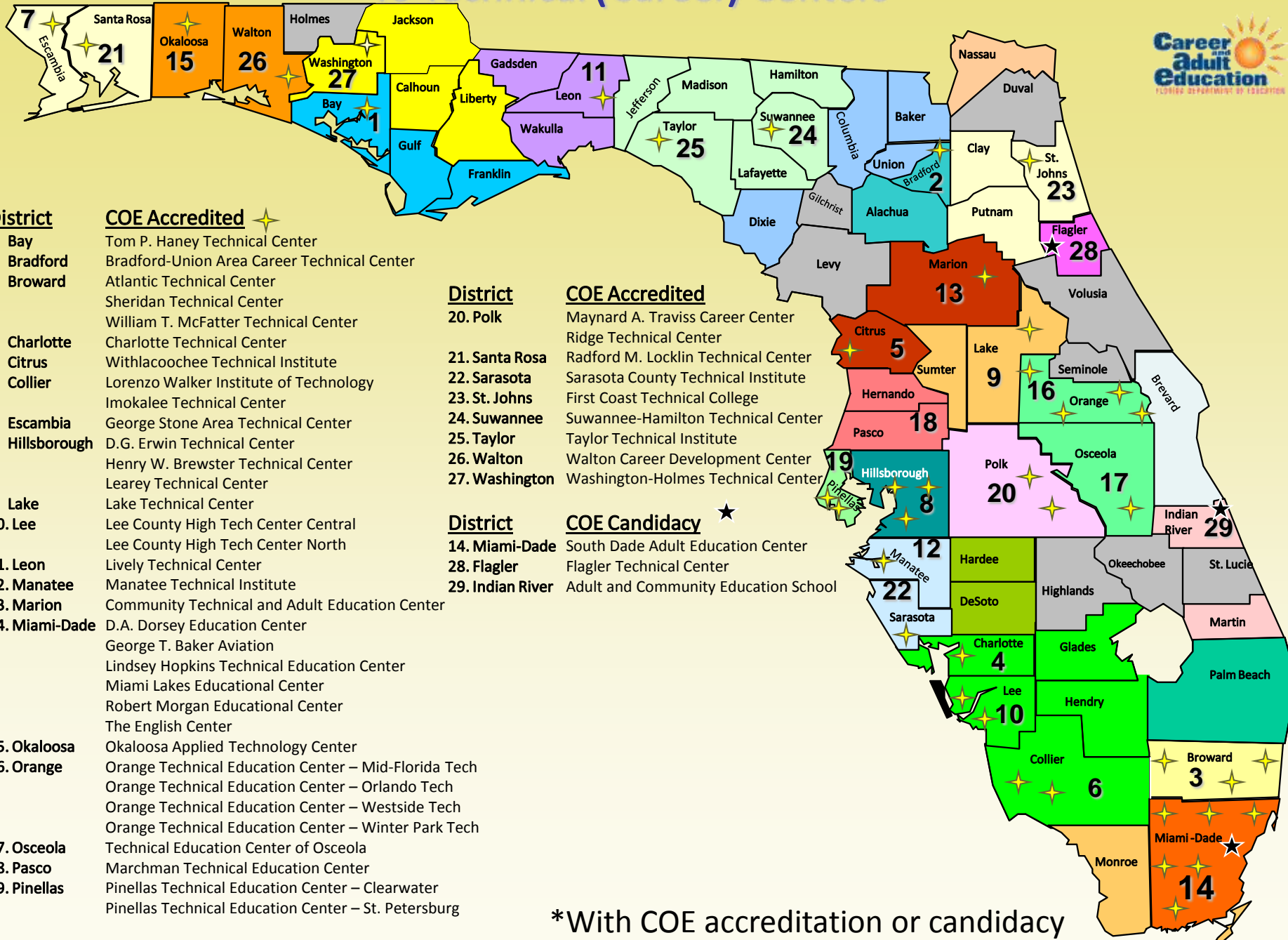
Chancellor, Career and Adult Education

What is offered by Districts and How Many Students are Enrolled?

- **Districts with workforce programs: 58**
 - 46 accredited career-technical centers
 - 205 Adult Literacy/Diploma programs instructional sites

Type of Program	Number of Districts	2009-10 Students
Career Certificate, Applied Technology Diploma	37	54,557
Literacy, High School Diploma	57	285,557
Apprenticeship	19	7,336
Continuing Workforce Education	30	32,717
TOTAL	58	380,167

46 Technical (Career) Centers*



- | <u>District</u> | <u>COE Accredited</u> ✨ |
|-----------------|---|
| 1. Bay | Tom P. Haney Technical Center |
| 2. Bradford | Bradford-Union Area Career Technical Center |
| 3. Broward | Atlantic Technical Center
Sheridan Technical Center
William T. McFatter Technical Center |
| 4. Charlotte | Charlotte Technical Center |
| 5. Citrus | Withlacoochee Technical Institute |
| 6. Collier | Lorenzo Walker Institute of Technology
Imokalee Technical Center |
| 7. Escambia | George Stone Area Technical Center |
| 8. Hillsborough | D.G. Erwin Technical Center
Henry W. Brewster Technical Center
Leary Technical Center |
| 9. Lake | Lake Technical Center |
| 10. Lee | Lee County High Tech Center Central
Lee County High Tech Center North |
| 11. Leon | Lively Technical Center |
| 12. Manatee | Manatee Technical Institute |
| 13. Marion | Community Technical and Adult Education Center |
| 14. Miami-Dade | D.A. Dorsey Education Center
George T. Baker Aviation
Lindsey Hopkins Technical Education Center
Miami Lakes Educational Center
Robert Morgan Educational Center
The English Center |
| 15. Okaloosa | Okaloosa Applied Technology Center |
| 16. Orange | Orange Technical Education Center – Mid-Florida Tech
Orange Technical Education Center – Orlando Tech
Orange Technical Education Center – Westside Tech
Orange Technical Education Center – Winter Park Tech |
| 17. Osceola | Technical Education Center of Osceola |
| 18. Pasco | Marchman Technical Education Center |
| 19. Pinellas | Pinellas Technical Education Center – Clearwater
Pinellas Technical Education Center – St. Petersburg |

- | <u>District</u> | <u>COE Accredited</u> |
|-----------------|--|
| 20. Polk | Maynard A. Traviss Career Center
Ridge Technical Center |
| 21. Santa Rosa | Radford M. Locklin Technical Center |
| 22. Sarasota | Sarasota County Technical Institute |
| 23. St. Johns | First Coast Technical College |
| 24. Suwannee | Suwannee-Hamilton Technical Center |
| 25. Taylor | Taylor Technical Institute |
| 26. Walton | Walton Career Development Center |
| 27. Washington | Washington-Holmes Technical Center |

- | <u>District</u> | <u>COE Candidacy</u> ★ |
|------------------|--------------------------------------|
| 14. Miami-Dade | South Dade Adult Education Center |
| 28. Flagler | Flagler Technical Center |
| 29. Indian River | Adult and Community Education School |

*With COE accreditation or candidacy

District Workforce Education Performances, 2009-10

Program	Type of Performance	
Career Certificates/Diplomas	Program Completers	15,729
Apprenticeship Students	Apprentices Completing 1 year of training	4,504
Adult High School (Adults)	High School Courses Completed	35,716
Adult High School (Co-Enrolled)	High School Courses Completed	121,697
GED	Diplomas	15,514
Adult Literacy – Basic Education through grade 8	Learning Gains	47,983
Adult Literacy – English for Speakers of Other Languages	Learning Gains	42,793

Community/State College Education

Dr. Judith Bilsky,
Executive Vice Chancellor, The Florida College
System

The Florida College System

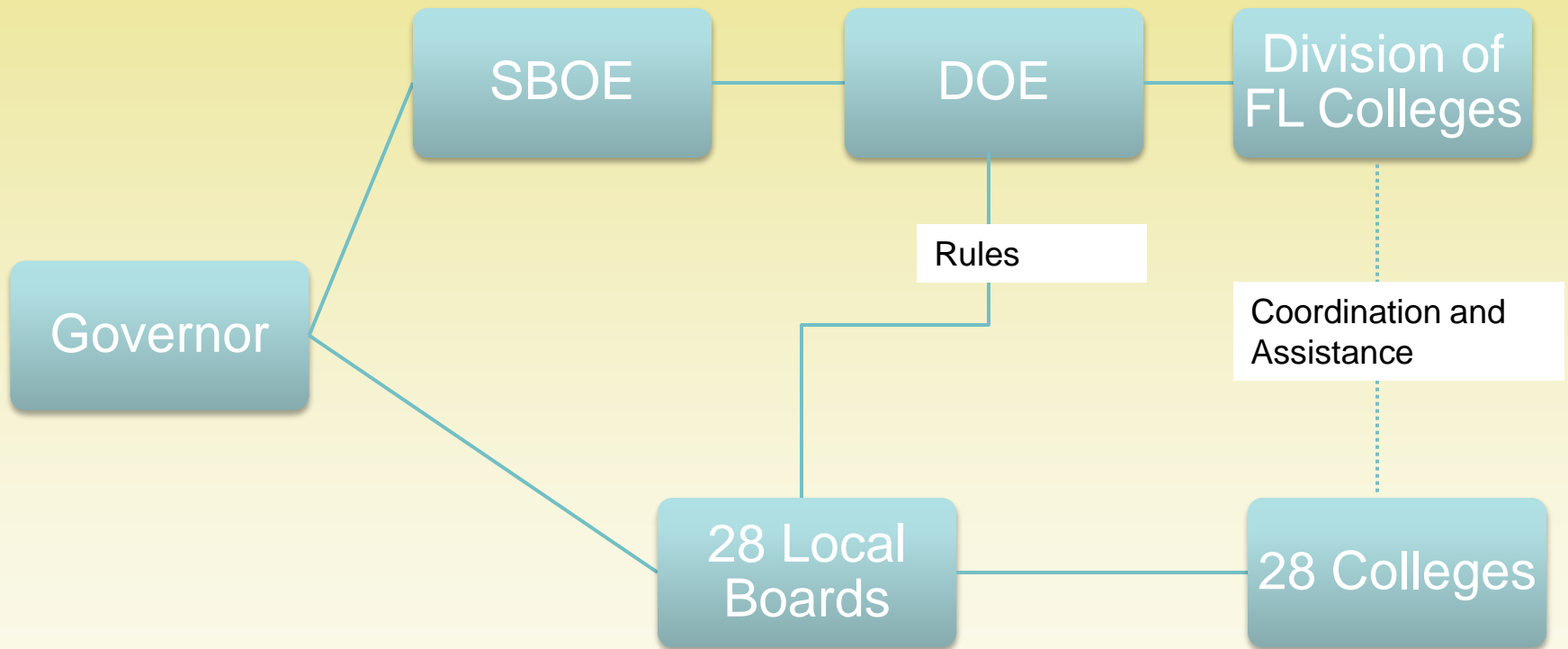
Educating to Meet the State's
Economic and Employment Needs

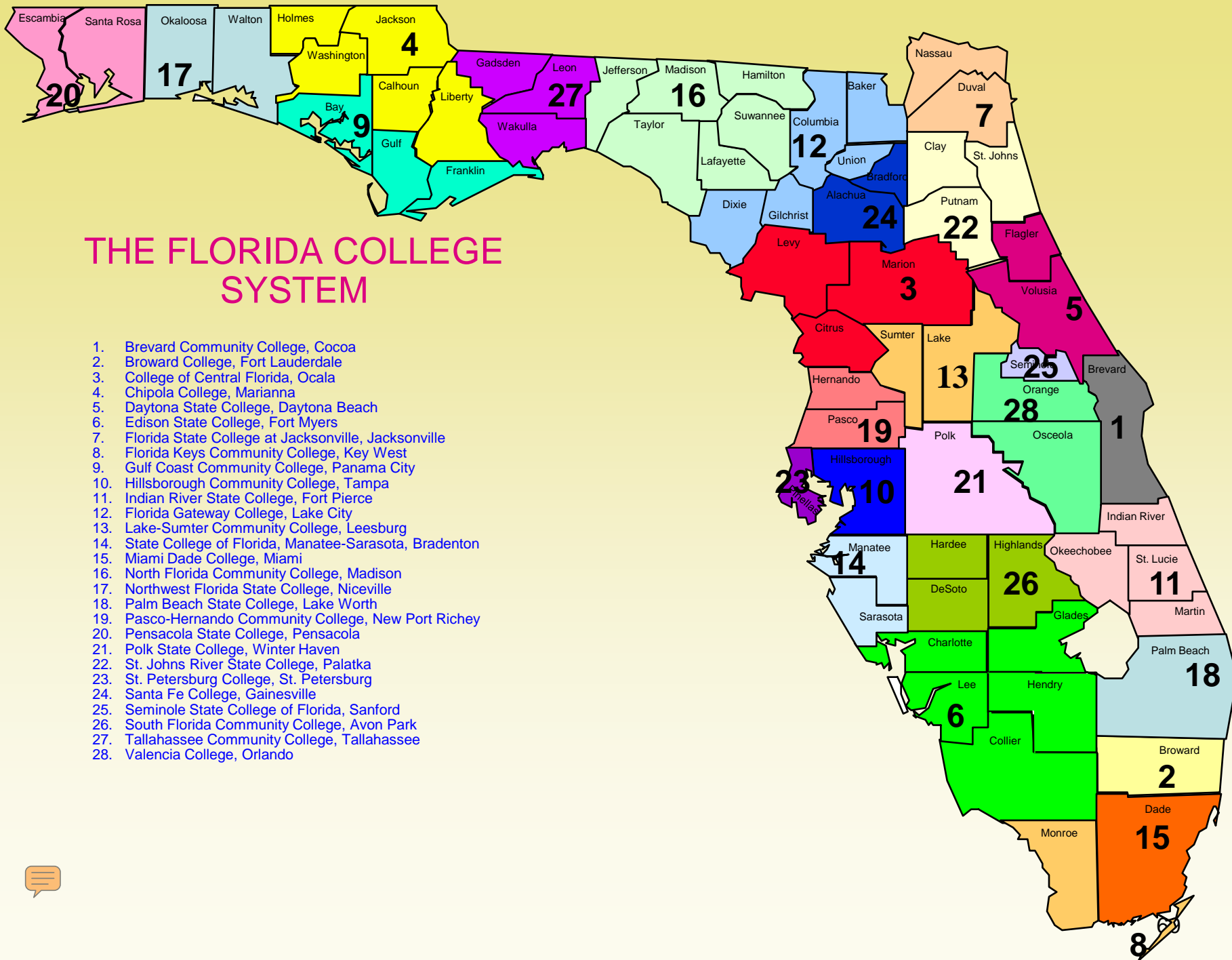
Chancellor Will Holcombe

Dr. Judith Bilsky, Executive Vice Chancellor

The Florida College System

Governance of The Florida College System





ONE System...ONE Mission

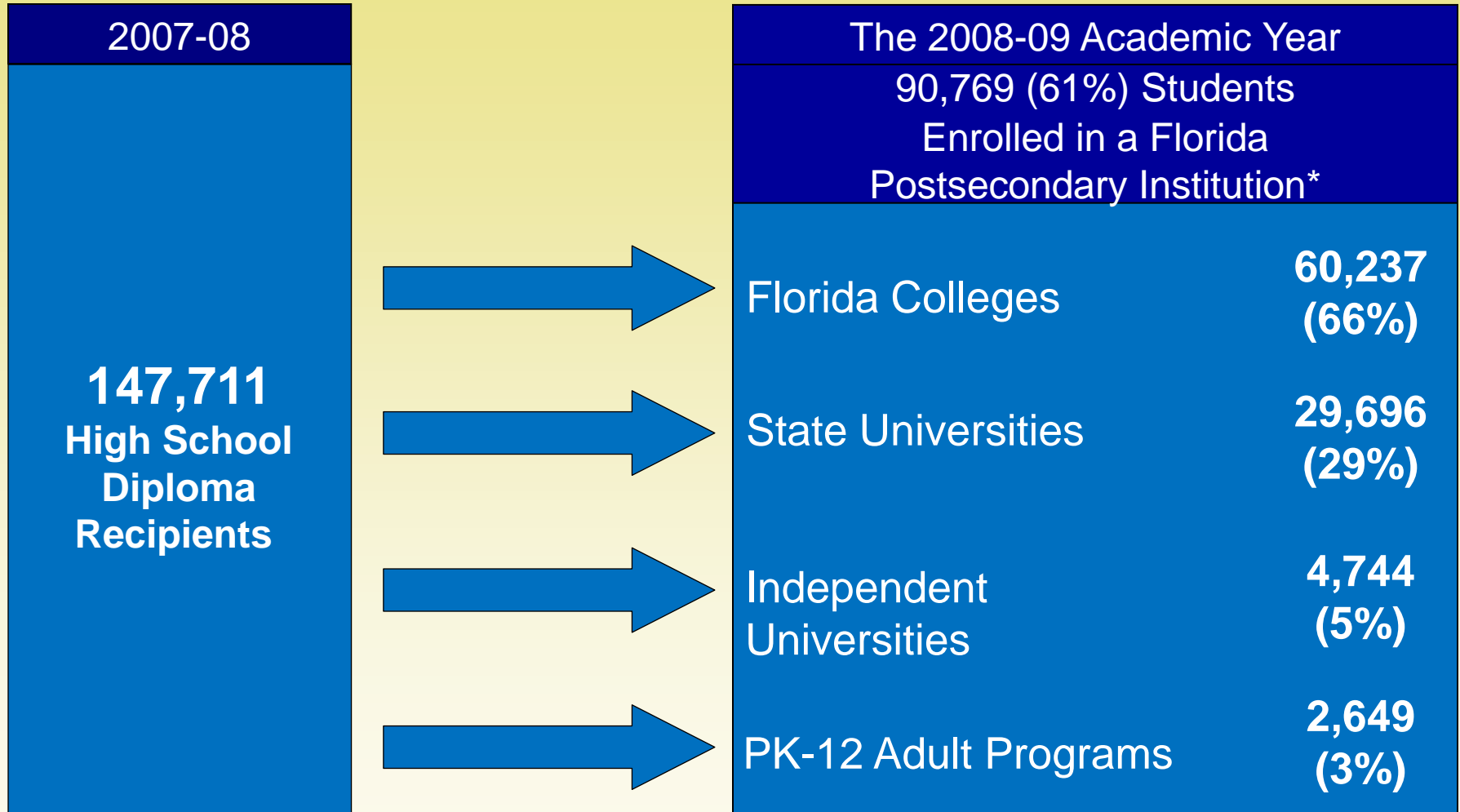
The Florida College System = Access, Outreach, Responsiveness, Quality, Affordability, University Transfer and Workforce Education from career certificates through baccalaureate level programs targeting Florida's economic needs...

- 9 “community” colleges
 - 8 “colleges”
 - 11 “state” colleges
-
- **Over 887,000 students in 2009-10**
 - 333,272 in Associate in Arts
 - 103,741 in Associate in Science/Applied Science
 - 54,429 in Vocational and College Credit Certificates
 - 152,218 in College and Vocational Prep
 - 55,575 in Adult and Secondary
 - 179,039 in Continuing Workforce Education
 - 64,338 in Recreation and Leisure and Life Long Learning
 - 13,171 in Bachelor of Science/Applied Science
 - 4,202 in Educator Preparation Institutes



What Happens After They Graduate?

Standard Diplomas to Postsecondary

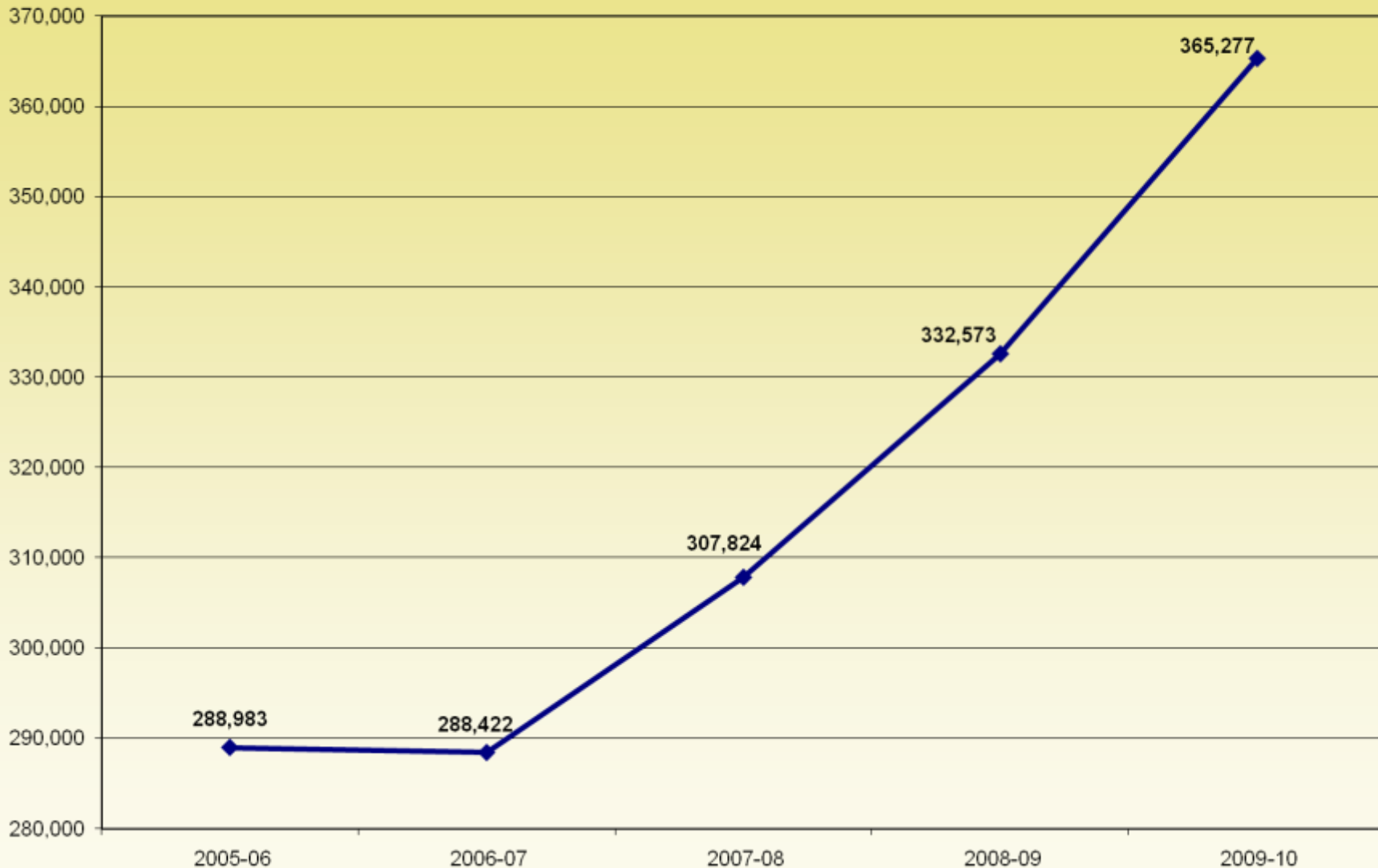


Source: PK-20 Education Data Warehouse.

* Does not include students who enrolled in postsecondary education out of state, historically 4-5% of high school graduates.

Note: percentages use the 90,769 as the denominator and will add up to more than 100% because students may enroll in more than one sector.

The Florida College System: Growth in FTE*

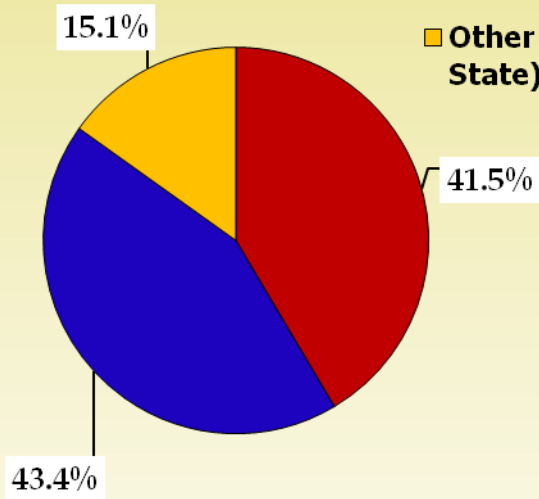


*Lower and Upper Division Full-Time Equivalent Enrollment; Funded-30; Actual Enrollment from Student Database.

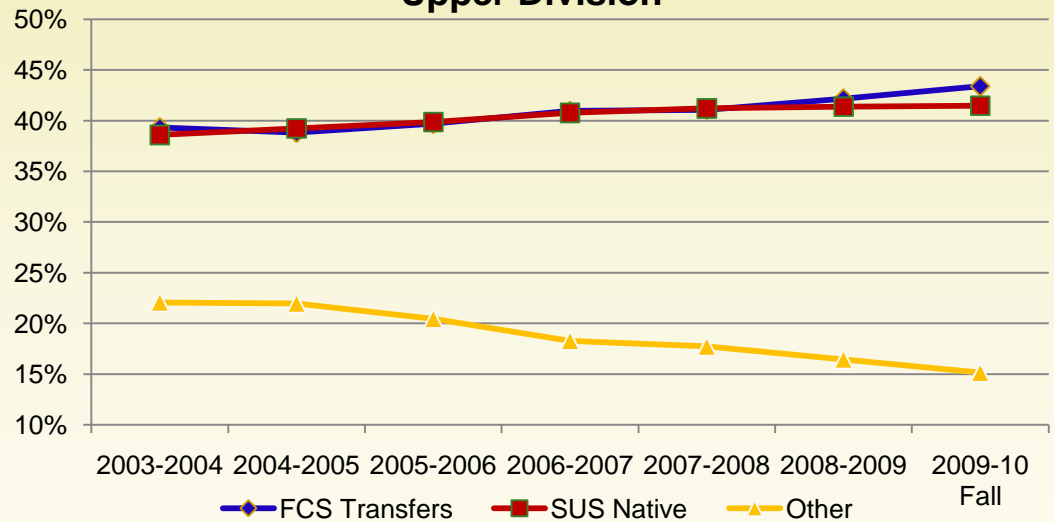
Florida College Transfers & SUS Enrollment

Percentage of Enrollment in SUS Upper Division

- FTICs (Native)
- FCS Transfers
- Other Transfers (SUS, Private, Out-of-State)



Trends in Percentage of Enrollment in SUS Upper Division

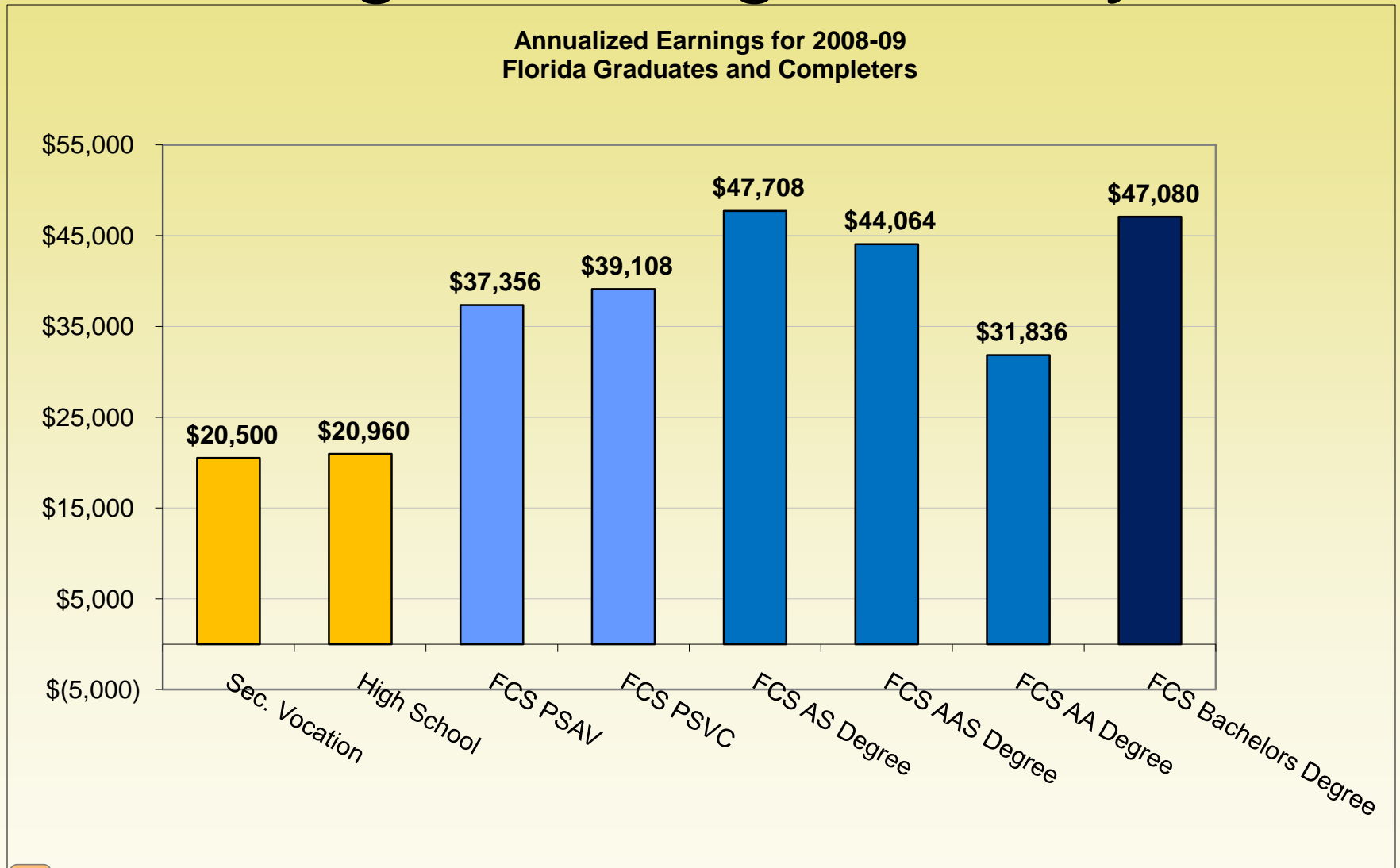


Source: Florida Board of Governors

The Florida College System is Among the Most Productive in the Nation...

- Per the Southern Regional Education Board's (SREB) 2010 Report, Florida Ranks:
 - 1st in SREB region in degrees and certificates
 - 1st in SREB region in first year persistence
 - 1st in SREB region in three year persistence
 - 1st in SREB region in graduation rates
 - 2nd nationally in associate awards

Targeted Degrees Pay!



Source: FETPIP, 2008-09 Graduates with Full-Time Employment Fall 2009

* HW/HS Threshold = 13 wks. X 40 hrs @ \$19.84 per hr. X 4 qtrs.

Complete College America

- By Executive agreement, Florida is one of 24 states that have joined the Complete College America Alliance
- The Florida College System has set a goal to *double* the number of credentials produced by 2020 to 160,00 annually
- Each of the 28 colleges has committed to programmatic innovations that will streamline student completion and entry into the workforce.

Independent Postsecondary Education

Independent For-Profit Colleges & Universities

**Sam Ferguson,
Commission for Independent Education**

Florida Department of Education

**COMMISSION FOR
INDEPENDENT EDUCATION**

MISSION

- To serve as a consumer protection agency
 - Protect the individual student
 - Promote accountability at the independent postsecondary level
- To protect the integrity of these institutions by assuring that certain standards are met
- To encourage independent institutions to offer programs that meet the needs of Florida's citizens

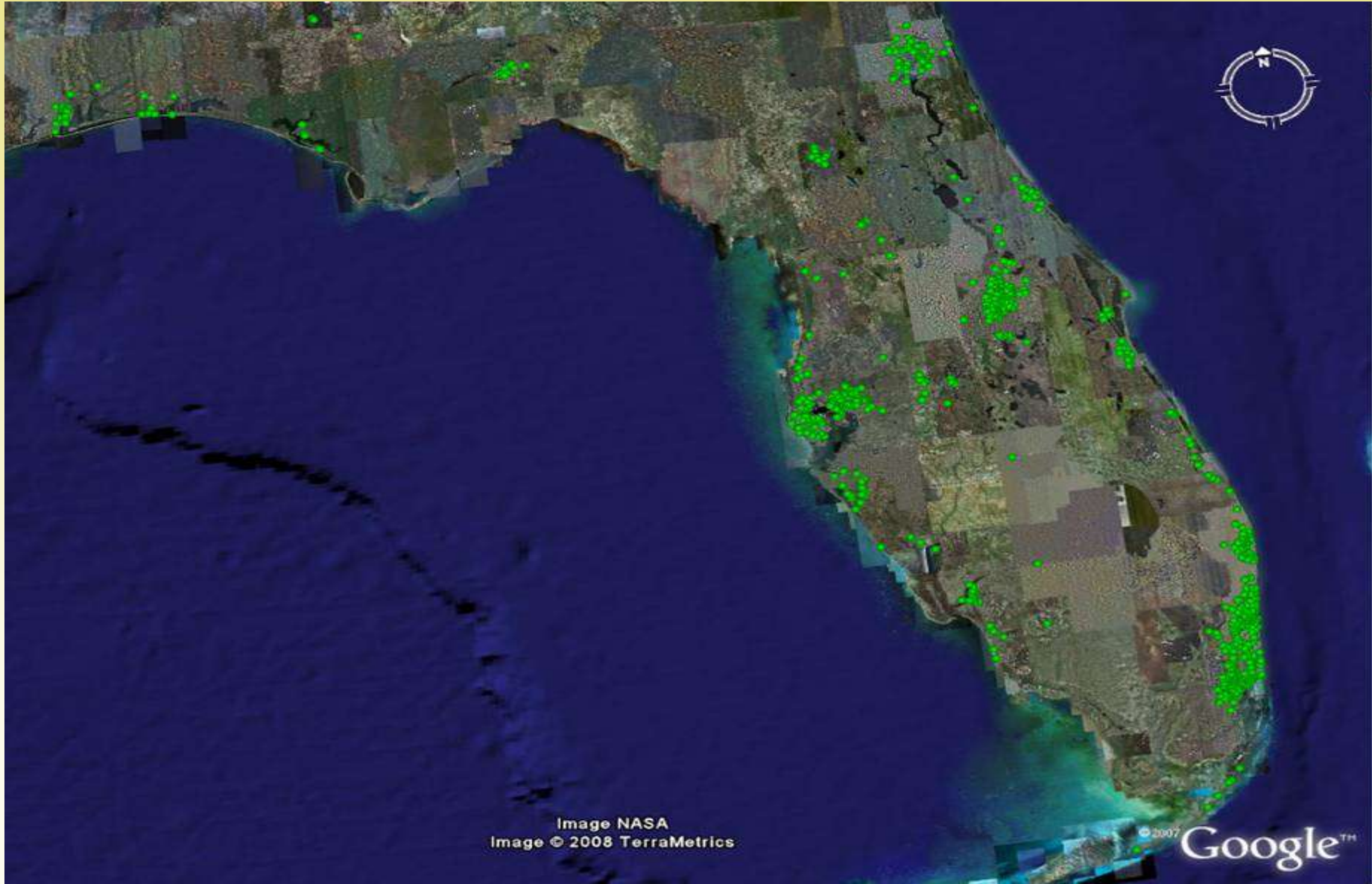
DISTINCTIONS

- CIE is fully supported by fees collected from licensed institutions (no General Revenue)
- Licensed institutions receive no state subsidy
- Independent institutions respond quickly to business and industry training needs

SOME INSTITUTIONAL FACTS

- Over 900 licensed institutions
 - 369 degree institutions (88% accredited)
 - 552 non-degree schools (26% accredited)
- Current enrollment of over 350,000 students
- Approximately 8,000 licensed programs
- Over 140 institutions participate in Workforce Development as training providers

INSTITUTION LOCATIONS



WHO ARE OUR STUDENTS?

- 51% are from an ethnic minority
- 62% of our students are over 25
- 82% are Florida Residents

IMPACTING FLORIDA'S WORKFORCE

Licensed institutions issued approximately 100,000 credentials in the 2008-2009 FY

- 66,778 Diplomas (postsecondary)
- 13,499 Associates degrees
- 9,964 Bachelors degrees
- 6,431 Masters degrees
- 1,149 Doctoral degrees
- 1,591 First Professional degrees

MEETING THE NEEDS OF EMPLOYERS

- 9,712 graduates in Business occupations
- 44,111 graduates in Health professions
- 6,491 graduates in Information
Technology occupations

Independent Postsecondary Education

Independent Not-for-Profit Colleges & Universities

Dr. Shruti Graff,
Office of Articulation

Independent Colleges & Universities

Institutions meeting the requirements of s. 1005.06(1)(c), F.S. (i.e., meeting FRAG requirements) are not under the purview of the Commission for Independent Education (CIE) and are not required to obtain licensure:

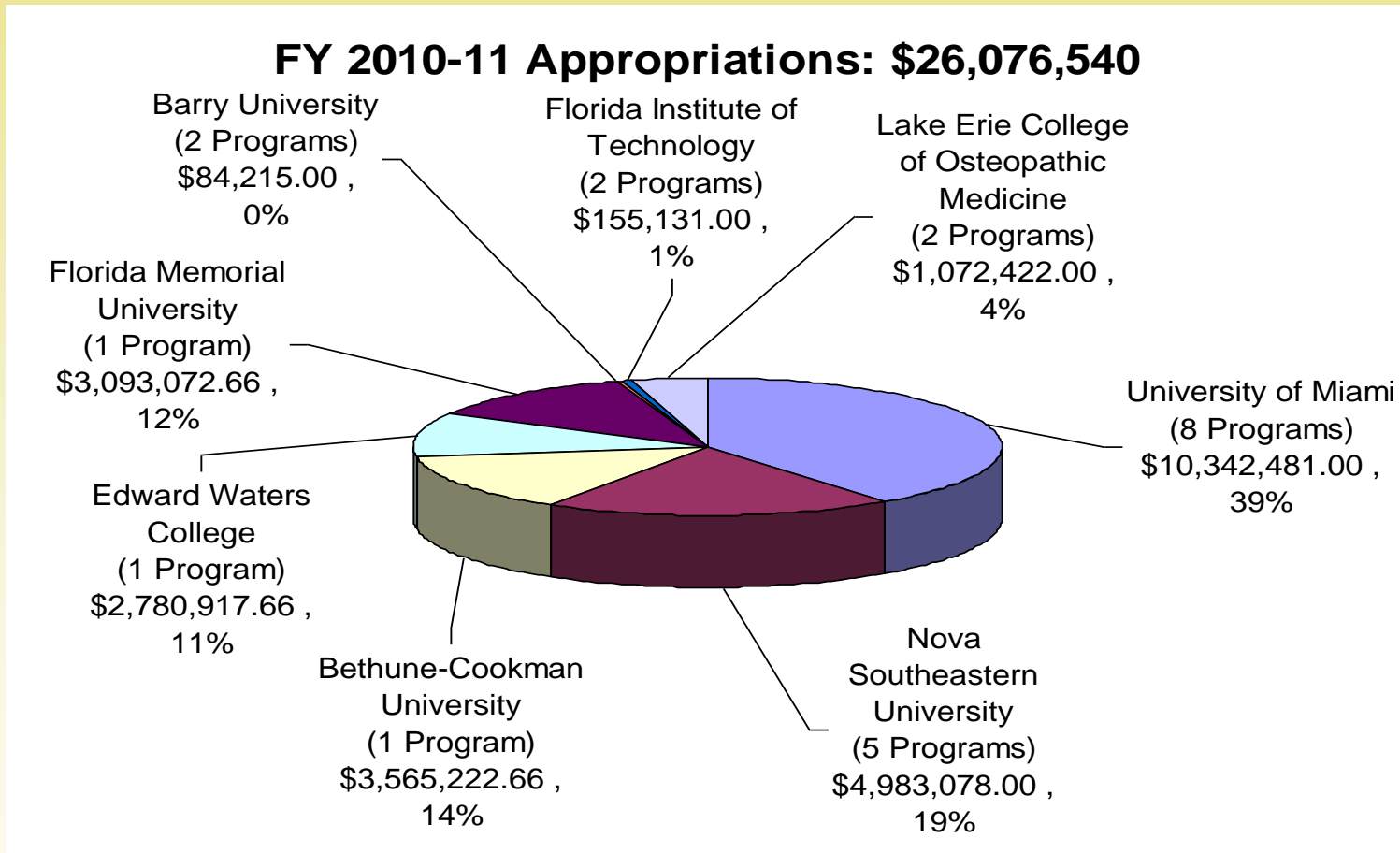
- **Florida Resident Access Grant (FRAG) eligibility (s. 1009.89, F.S.):**
 - Independent nonprofit college or university located in and chartered by the state.
 - Accredited by the Commission on Colleges of the Southern Association of Colleges and Schools.
 - Grants baccalaureate degrees.
 - Not a state university or state community college.
 - Has a secular purpose without “...excessive entanglement.”
- **Independent Colleges & Universities of Florida (ICUF):**
 - 28 not-for-profit, degree-granting colleges & universities.
 - All FRAG-eligible.
 - None under purview of CIE or required to obtain licensure.
 - Assigned to FLDOE, Office of Articulation, for administrative oversight.
 - Example institutions: Barry University, Nova Southeastern University, University of Miami, etc.



Independent Colleges & Universities: Administrative Responsibilities Performed by the Department

- The Office of Articulation performs the following responsibilities associated with the oversight of private colleges and universities in Florida:
 1. **Grants monitoring** -Administers grants totaling \$26,076,540 to 22 programs at 8 private colleges and universities in Florida. The Florida Resident Access Grant (FRAG) and Access to Better Learning and Education (ABLE) grant are administered by the Office of Student Financial Assistance.
 2. **Fair Consumer Practices** -Collects the information pursuant to section 1005.04, Florida Statutes, from the 28 not-for-profit, degree-granting colleges & universities located in and chartered by the state. The Office also prepares the Physical Plant Safety report annually pursuant to section 1013.11, Florida Statutes.
 3. **Address Student Complaints** -Refers students to existing institutional policies to resolve their concerns. In some cases, the Office follows-up with the concerned institution to ensure that the institution has published and followed its own procedures for addressing student complaints per section 1005.04(h), Florida Statutes.
 4. **Legislative Budget Requests (LBR)** –Prepares the LBRs for the 8 private colleges and universities that receive line item appropriations from the Legislature annually.
 5. **Long Range Program Planning (LRPP)** –Annually updates the LRPP for the private colleges and universities in Florida.

Overview of Grant Funding for Non-Public Colleges and Universities



Note: The FY 2010-11 appropriations do not include FRAG and ABLE grants.

Adult Rehabilitation Services

Vocational Rehabilitation

Bill Palmer,

Director, Division of Vocational Rehabilitation

MISSION of the Division of Vocational Rehabilitation

To provide services to eligible individuals with physical and/or mental impairments that will enable an individual to achieve an employment goal and/or enhance their independence.



Vocational Rehabilitation Program

- Authorized by the Federal Rehabilitation Act of 1973, as amended
- State is required to match the federal Vocational Rehabilitation grant award at a 21.3% state to a 78.7% federal ratio
- Chapter 413, Florida Statutes
- Policy follows federal Code of Federal Regulations (CFR)
- **Key Performance Measure: number placed in jobs for at least 90 days. There were 3,878 successful employment outcomes in 2009-10**

Injured Workers Program

- Bureau of Rehabilitation & Reemployment Services (BRRS)
 - Worker's Compensation Administrative Trust Fund
 - Assists Workers Injured on the Job to Return to Suitable, Gainful Employment
 - Assisted 1,236 Injured Workers return to work in FY 2009-10 with average annual earnings of \$24,756

Adult Rehabilitation Services

Division of Blind Services

Joyce Hildreth
Director, Division of Blind Services

Division of Blind Services

- Programs and Services FY 2009-10
 - Blind Babies Program
 - Funding: State general revenue
 - 923 visually-impaired babies served
 - Children's Program
 - Funding: State general revenue
 - 1,097 school age children served
 - Independent Living Adult Program
 - Funding: 90% federal and 10% general revenue
 - Higher # seniors, higher state amount (30%) spent
 - Enabled 4,773 older clients to be served

Division of Blind Services

- Programs and Services FY 2009-10
 - Braille and Talking Book Library Services
 - Funding: State general revenue
 - 31,647 clients served
 - Vocational Rehabilitation for Visually-impaired
 - Funding: 78.7% federal and 21.3% general revenue
 - 5,444 clients received services
 - 666 visually-impaired Floridians placed in jobs

Division of Blind Services

- Programs and Services FY 2009-10
 - Business Enterprise Program
 - Funding: 78.7% federal and 21.3% non-federal funding provided by revenue set aside from the earnings of the food service and vending machine managers
 - 132 vending and food service managers employed

Other State Services Financial Assistance

Linda Champion,
Deputy Commissioner, Division of Finance and
Operations

Florida's State Scholarships and Grants 2010-11

- 2010-11 BUDGET = \$686.0 Million
- 15 SCHOLARSHIP AND GRANT PROGRAMS
- 3 LARGEST PROGRAMS = 95% OF FUNDS

3 Largest Programs

- Merit-Based – Florida Bright Futures Scholarships
 - 181,802 students at \$437.3 Million
 - Initial eligibility based on college preparatory academic high school course grades and test scores
 - Renewal eligibility based on earned college credit hours and Grade Point Averages (GPA)
 - May attend most public and private universities, colleges and Career Centers in Florida
- Need-Based – Florida Student Assistance Grants
 - 155,567 students at \$129.9 Million
 - All eligibility based on student financial need at their chosen institution and maintenance of a 2.0 GPA each year funded
 - May attend most public and private universities, colleges and Career Centers in Florida

3 Largest Programs, Cont.

- Tuition Assistance – Florida Resident Access Grant
 - 34,580 students at \$83.9 Million
 - Eligibility based on resident status, full time enrollment and maintenance of a 2.0 GPA each year funded
 - May attend degree granting, independent, non-profit institutions in Florida, which are accredited by the Southern Association of Colleges and Schools

All Other Programs Combined

- 12 Additional Special Interest Programs
 - 24,069 students at \$34.9 Million
 - Eligibility based on individual program requirements
 - Renewal requirements of a 2.0 GPA required
 - Some programs recipients may only attend public institutions in Florida, others only private institutions in Florida and others may attend either public or private

Dollars Expended by 3 Largest Programs (in millions)

Academic Year	Merit Based Programs	Need Based Programs	Tuition Assistance Program
05/06	\$306	\$101	\$89
06/07	\$347	\$121	\$94
07/08	\$380	\$132	\$97
08/09	\$429	\$132	\$92
09/10	\$424	\$132	\$84

Numbers of Students Served by 3 Largest Programs

Academic Year	Merit Based Programs	Need Based Programs	Tuition Assistance Program
05/06	140,049	100,248	36,212
06/07	148,631	115,848	36,295
07/08	159,170	113,612	37,383
08/09	169,366	112,406	37,363
09/10	177,612	117,043	38,674

Average Awards for 3 Largest Programs

Academic Year	Merit Based Programs	Need Based Programs	Tuition Assistance Program
05/06	\$2,187	\$1,008	\$2,462
06/07	\$2,335	\$1,048	\$2,602
07/08	\$2,387	\$1,164	\$2,600
08/09	\$2,533	\$1,173	\$2,468
09/10	\$2,385	\$1,126	\$2,175



STATE UNIVERSITY SYSTEM *of* FLORIDA

Board of Governors

Overview of the State University System

Tim Jones, Chief Financial Officer
Dorothy J. Minear, Chief Academic Officer

www.flbog.edu

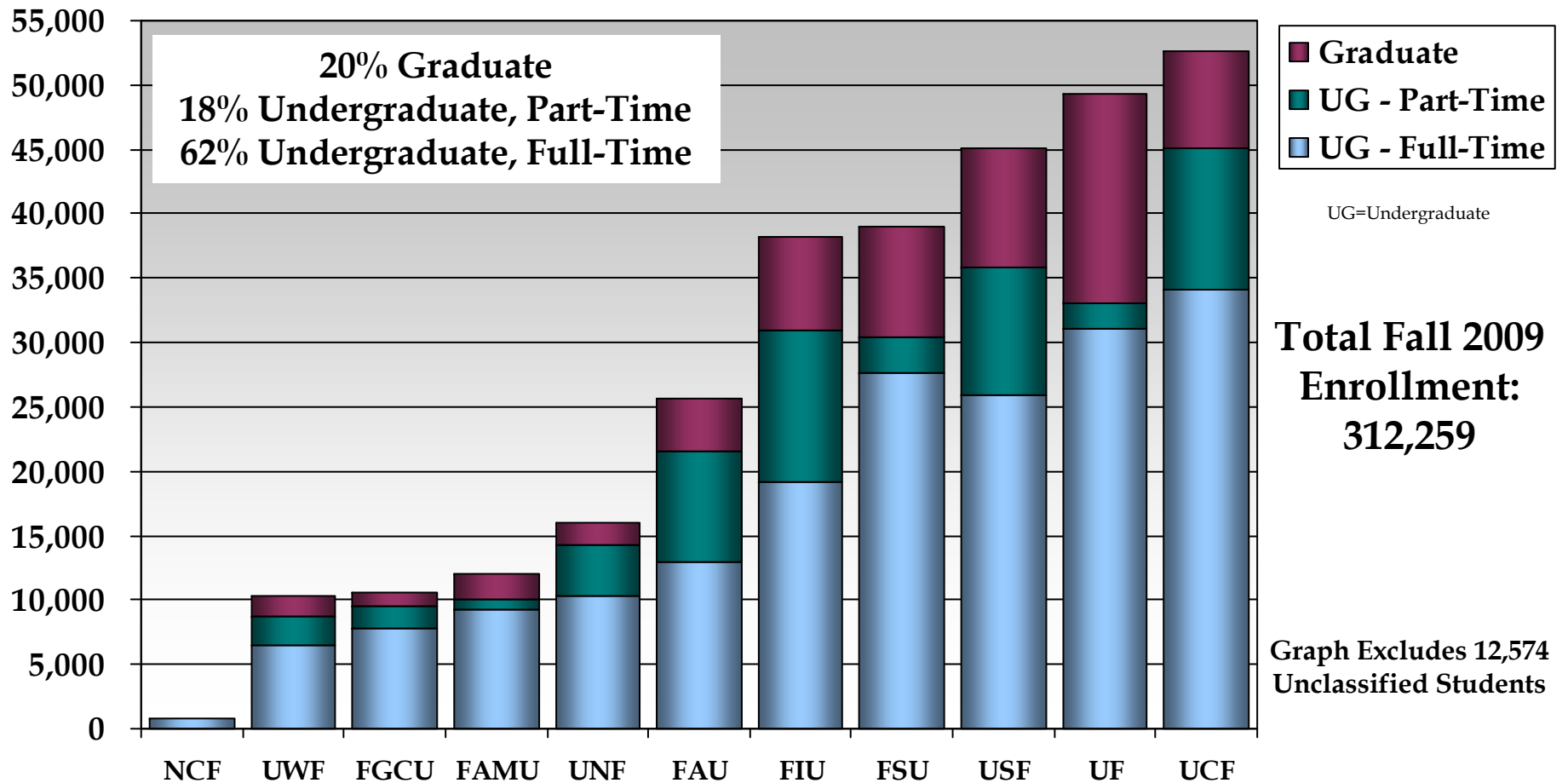
State University System of Florida

- 11 Universities.
- \$9.3 Billion Budget.
- 3,733 Facilities.
- 82+ Million Gross Sq. Ft.
- 16,000+ Faculty.
- 60,000+ Total Personnel.
- 1,750+ Degree Programs.
- 525+ Institutes and Centers
- \$1.6+ Billion in R&D Expenditures.
- 159 Licenses and Options Executed.
- \$57 Million in Licensing Income.



STATE UNIVERSITY SYSTEM of FLORIDA
Board of Governors

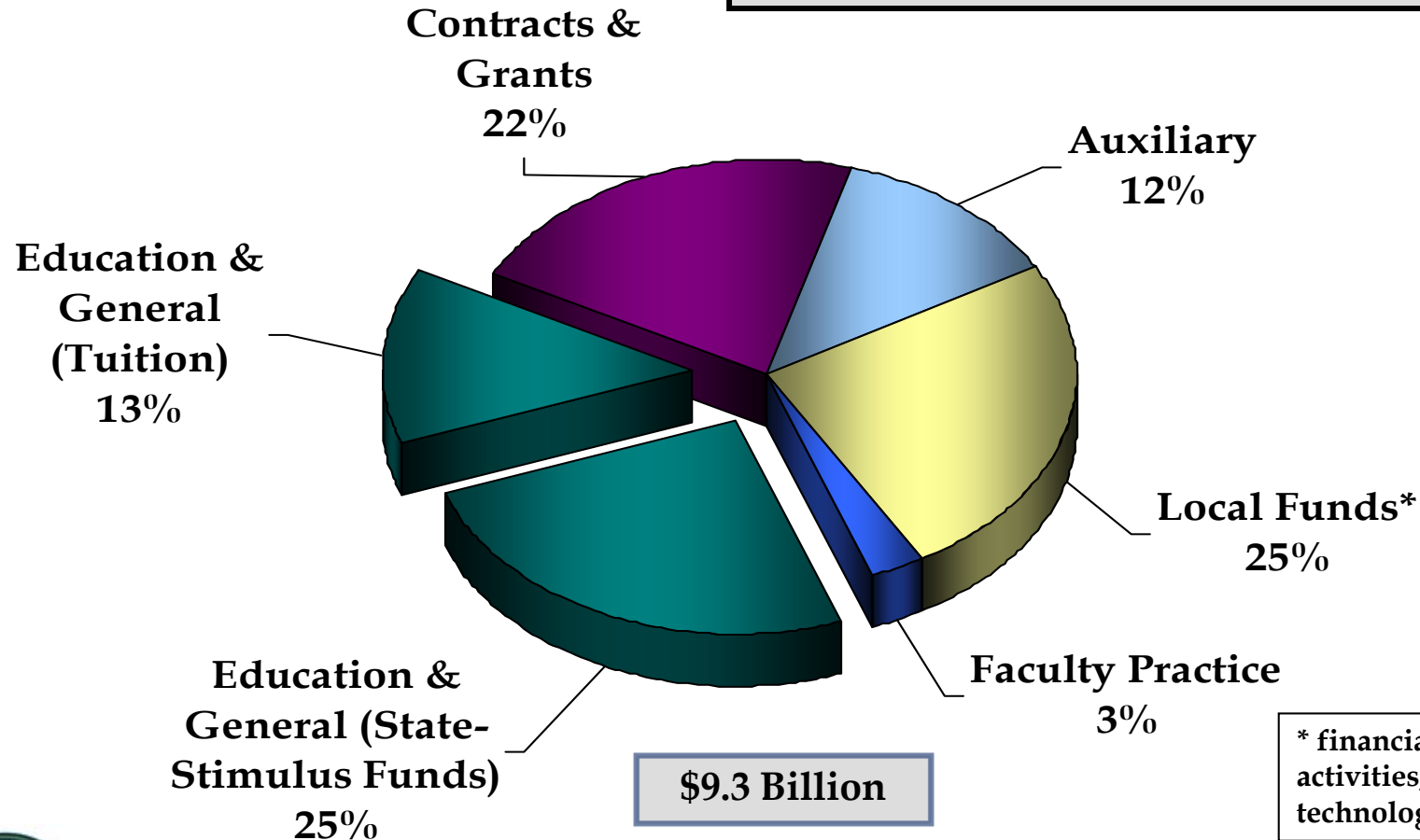
Fall 2009 Enrollments



STATE UNIVERSITY SYSTEM of FLORIDA
 Board of Governors

SUS 2010-11 Operating Budget

62% of the Funds are Restricted to Contracts & Grants, Auxiliaries, Local Funds & Faculty Practice.



* financial aid, student activities, athletics, technology, concessions



STATE UNIVERSITY SYSTEM of FLORIDA
Board of Governors

Past, Present, and Future

- **Governance Structure Clarified.**
- **Higher Education Coordinating Council Formed.**
- **SUS on the Front Lines to Change the Economy.**
- **Knowledge in Action – University Expertise Devoted to State Issues.**
- **New Florida Initiative Launched.**
- **Accountability Systems Enhanced.**



State University System of Florida

- **Constitution and the Governance Agreement.**
 - Board of Governors shall operate, regulate, control, and manage the State University System, subject to the Legislature's power to appropriate for the expenditure of funds.
- **Board of Governors – 17 members.**
 - 14 appointed by the Governor and confirmed by the Senate, Commissioner of Education, faculty member, and student.
- **University Boards of Trustees – 13 members each.**
 - 6 appointed by the Governor and 5 appointed by the Board of Governors (all 11 confirmed by the Senate), faculty member, and student.
- **Chancellor of the State University System.**
 - Selected by the Board of Governors.
- **University Presidents.**
 - Selected by the Board of Trustees; confirmed by the Board of Governors.



STATE UNIVERSITY SYSTEM of FLORIDA
Board of Governors

The New Florida Initiative

- **Alignment of Strategic Planning Efforts to Focus on:**
 - Talent Production and an Educated Citizenry.
 - Economic Growth and the Transformation of Florida's Economy.
- **2010 Legislative Appropriation: \$12M**
 - \$2 Million: State University Research Commercialization Assistance Grants.
 - \$10 Million: Scholar's Boost Program and Clustering Program.
- **Accountability for Results**



Comprehensive System of Strategic Planning, Budgeting, and Accountability

INCREASING ALIGNMENT

Targeted State Needs
State University System Strategic Plan
University Strategic Plans
Multi-Year University Work Plans
Annual Legislative Budget Requests
Annual Accountability Reports

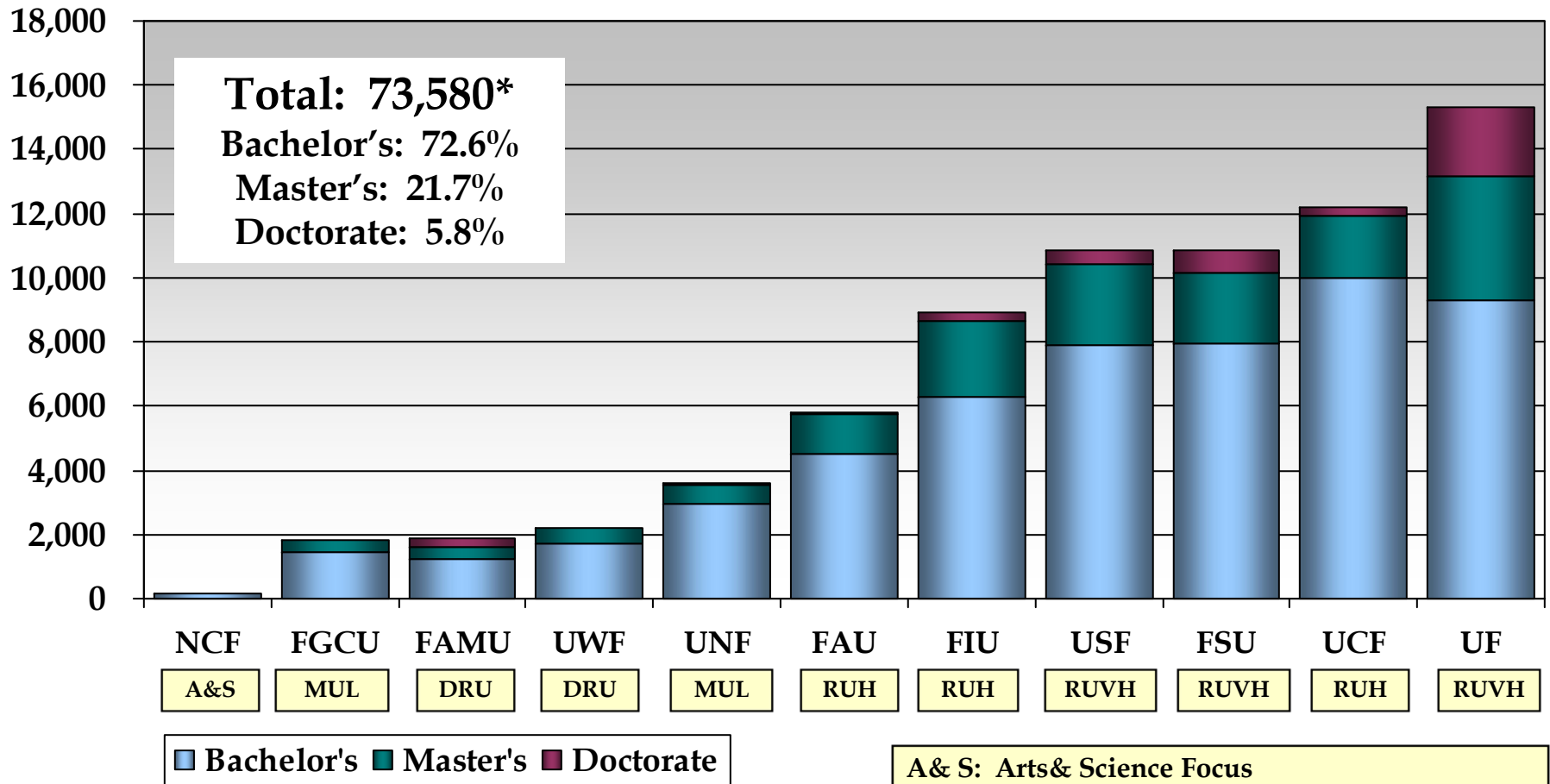


STATE UNIVERSITY SYSTEM of FLORIDA
Board of Governors

www.flbog.edu

Degrees Awarded: 2009-10

(With Carnegie Classifications)



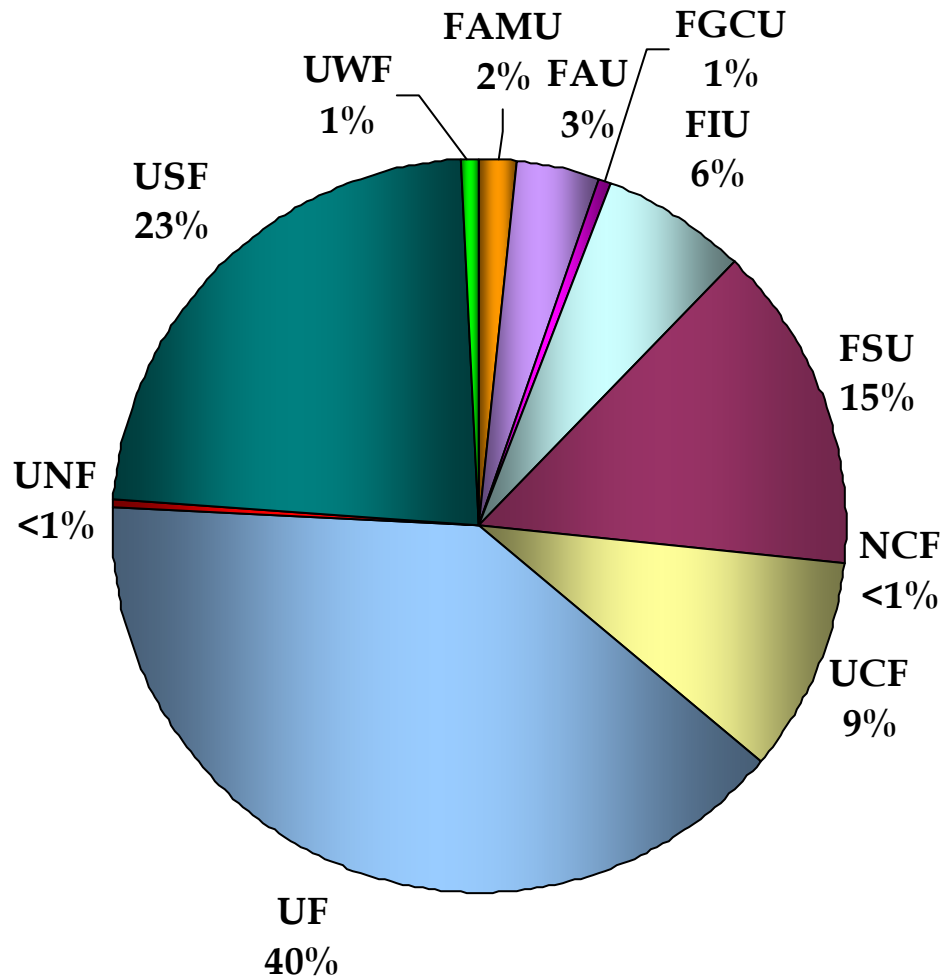
* State University System Interactive Web Tool, 12/07/2010

A& S: Arts & Science Focus
MUL: Master's University - Larger
DRU: Doctoral Research University
RUH/VH: Research University - High/Very High



STATE UNIVERSITY SYSTEM of FLORIDA
 Board of Governors

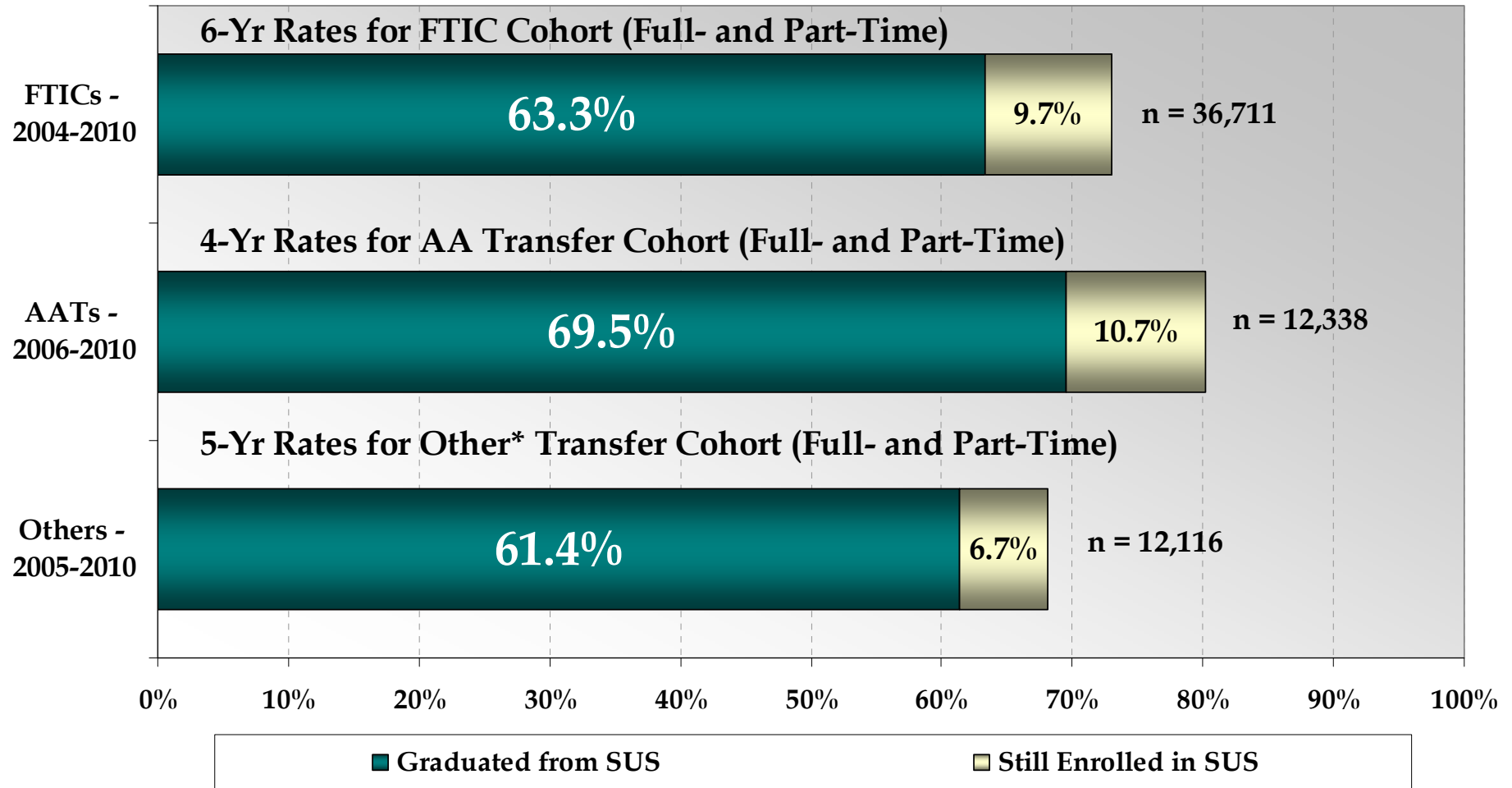
Research & Development



University	R&D Expenditures, Fiscal Year 2008-09 (Dollars in Thousands)
FAMU	\$27,018,000
FAU	\$56,127,000
FGCU	\$10,905,000
FIU	\$101,322,000
FSU	\$237,794,000
NCF	\$71,000
UCF	\$148,803,000
UF	\$644,241,000
UNF	\$6,141,000
USF	\$371,037,000
UWF	\$13,288,000
SUS Total	\$1,616,747,000



Undergraduate Retention and Graduation Rates



Proposed Substantive Issues 2011

- **University Concurrency Trust Fund**
 - Reestablish funding source to pay for infrastructure improvements related to university construction.
- **Undergraduate Summer Term Attendance**
 - Repeal section 1007.27(10), F.S., so that universities can more efficiently utilize facilities during the summer term.
- **House Bill 7237 Clean-Up**
 - Allow the Board of Governors to promulgate regulations instead of rules in certain instances.





STATE UNIVERSITY SYSTEM *of* FLORIDA
Board of Governors

Chair Ava L. Parker

Richard A. Beard, III

Ann W. Duncan

Charles B. Edwards

Gallop Franklin, II

Patricia Frost

Morteza "Mori" Hosseini

J. Stanley Marshall

Frank T. Martin

Vice Chair Dean Colson

Tico Perez

John Rood

Eric J. Smith

Gus A. Stavros

John W. Temple

Norman D. Tripp

Richard A. Yost