



Transportation & Highway Safety Subcommittee

MEETING PACKET

**Tuesday, February 12, 2013
1:30 PM – 3:30 PM
306 HOB**



The Florida House of Representatives
Transportation & Highway Safety Subcommittee

Will Weatherford
Speaker

Daniel Davis
Chair

Meeting Agenda
Tuesday, February 12, 2013
306 House Office Building
1:30 PM – 3:30 PM

- I. Call to Order**
- II. Roll Call**
- III. Welcome and Opening Remarks**
- IV. Discussion of Driver Distraction Issues**
- V. Adjournment**

**Discussion of Driver
Distraction Issues**

DRIVER DISTRACTION

TRANSPORTATION & HIGHWAY SAFETY SUBCOMMITTEE
FLORIDA HOUSE OF REPRESENTATIVES

Rep. Daniel Davis, Chair
Rep Lake Ray, Vice-Chair

INTRODUCTION


Driver Distraction

Crash Statistics

Solutions

DRIVER DISTRACTION

Any activity that could divert a person's attention away from the primary task of driving



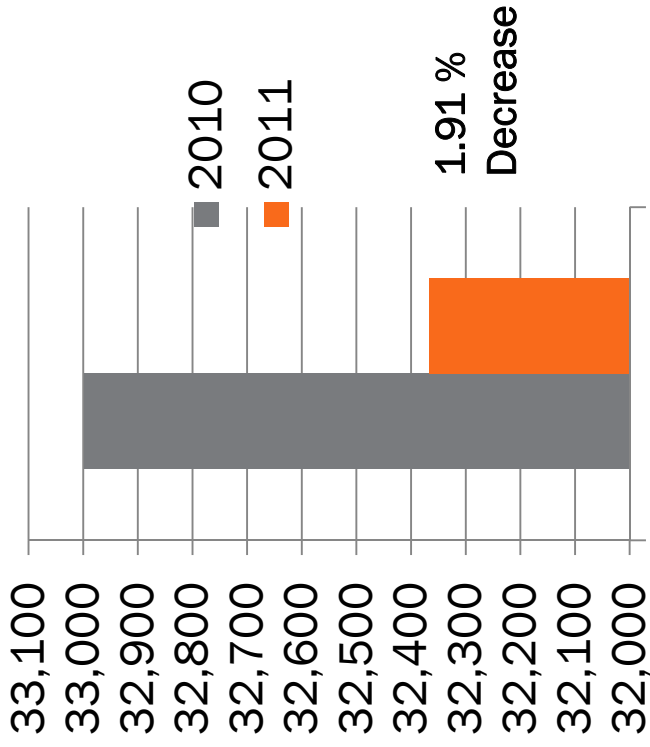
- Texting;
- Using a cell phone or smartphone;
- Eating or drinking;
- Talking to passengers;
- Grooming;
- Reading, including maps;
- Using a navigation system;
- Watching a video;
- Adjusting a radio, CD player, or MP3 player

DANGERS OF DRIVER DISTRACTION

- Drivers spend more than half their time focused on things other than driving.
- 18 percent of injury crashes in 2010 were reported as distraction affected crashes.
- 11 percent of all drivers under the age of 20 involved in fatal crashes were reported as distracted at the time of the crash. This age group has the largest proportion of drivers who were distracted.
- Across all ages almost three-quarters of respondents (72%) identify 2 seconds or less as the maximum duration for which they can take their eyes off the road before driving becomes significantly more dangerous. One-third of young drivers 18 to 24 identified a longer duration (3 to 4 seconds, 5 to 10 seconds or more).

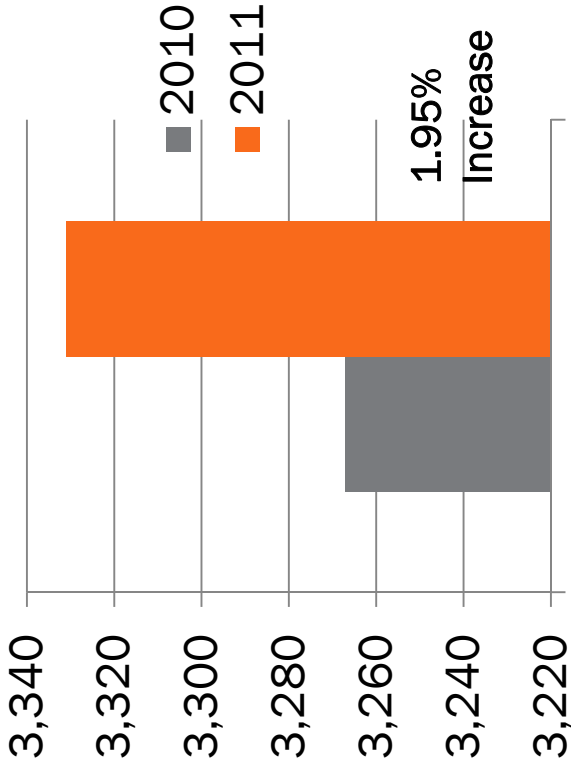
NATIONAL CRASH STATISTICS

Decreased from 32,999 to 32,367




Total Fatalities

Increased to 3,331 from 3,267



Driver Distraction Fatalities



FLORIDA CRASH REPORT

Crash Report Person

Person Type: **DRIVER** Person Type Detail

First Name: Middle Name: Last Name: Suffix: Copy Vehicle Owner Info Copy Other Person Address

Address: City: State: Zip Code: Phone Number: Scan DL

Date of Birth: Age: Race: Ethnicity: Sex: Height: Vehicle Description: NO VEHICLE LINKED

Link to Vehicle: V# Injury / Fatality: Driver & Alcohol: Driver & Occupants: Driver License Number: Expires: State: Jurisdiction: Type: Commercial Motor Vehicle Endorsements: Recommend Driver ReExam

Driver Distracted By: Driver Vision Obstruction


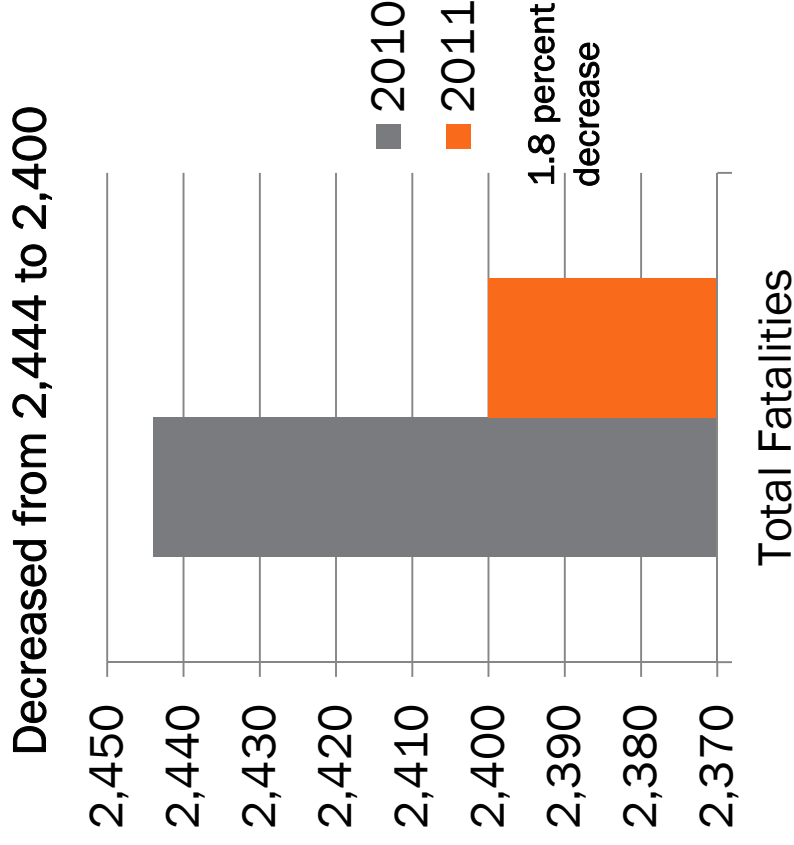
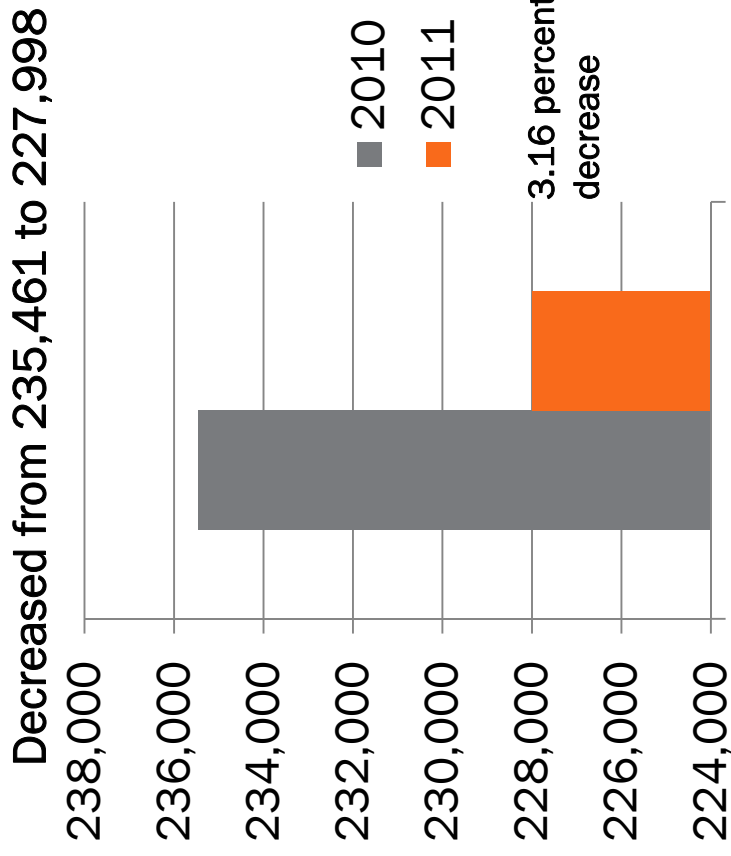
Driver Actions at Time of Crash 2 (based on judgement of investigating officer)

Driver Actions at Time of Crash 4 (based on judgement of investigating officer)

NOT DISTRACTED
ELECTRONIC COMMUNICATION DEVICES (CELL PHONE ETC.)
OTHER ELECTRONIC DEVICE (NAVIGATION DEVICE, DVD PLAYER, ETC.)
OTHER INSIDE THE VEHICLE (EXPLAIN IN NARRATIVE)
EXTERNAL DISTRACTION (OUTSIDE THE VEHICLE, EXPLAIN IN NARRATIVE)
TEXTING
INATTENTIVE
UNKNOWN

Close

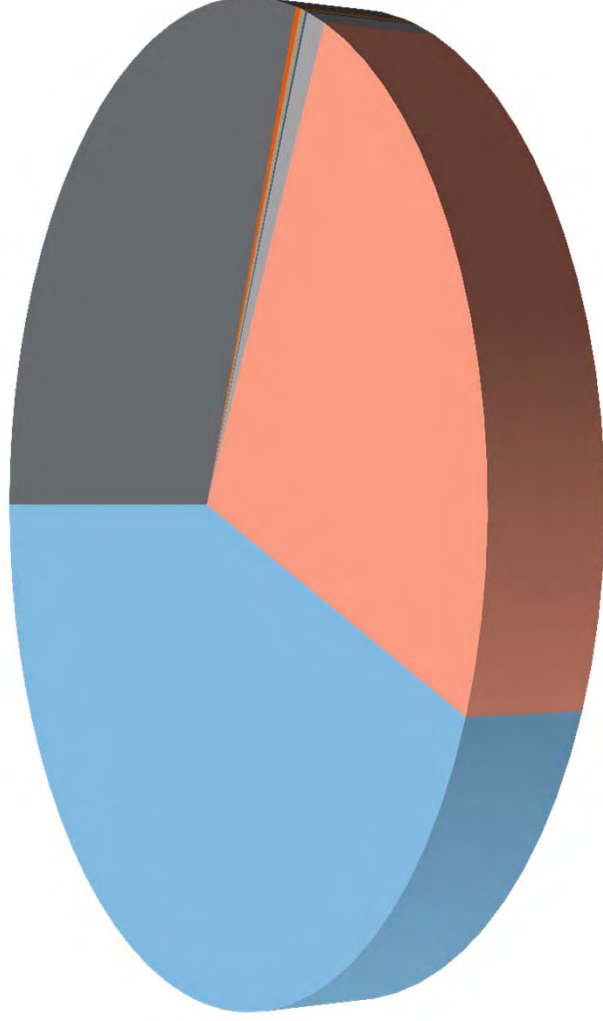
FLORIDA CRASH STATISTICS



2011 FLORIDA CRASH STATISTICS

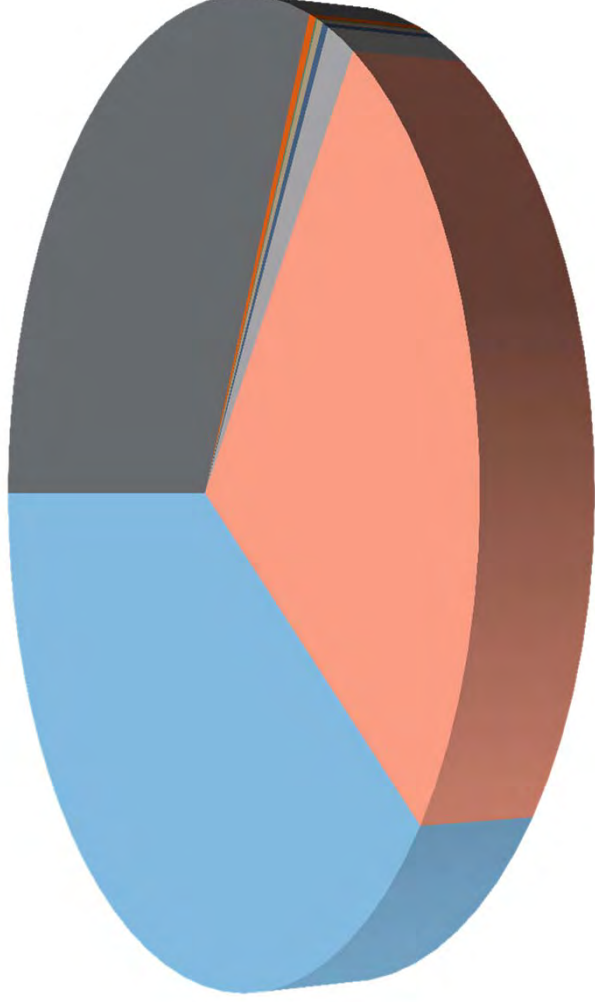
2,214 Fatal Crashes

- 702 Not Distracted (30.86%)
- 7 Elec. Comm. Device (0.31%)
- 0 Texting (0.0%)
- 0 Other Elec. Device (0.0%)
- 7 Other In-vehicle Distraction (0.31%)
- 3 External Distraction (0.13%)
- 25 Inattention (1.1%)
- 525 Unknown (23.08%)
- 1006 Unspecified (44.22%)



2012 FLORIDA CRASH STATISTICS

2,175 Fatal Crashes



- 729 Not Distracted (33.51%)
- 10 Elec. Comm. Device (0.45%)
- 1 Texting (0.05%)
- 1 Other Elec. Device (0.05%)
- 8 Other In Vehicle (0.36%)
- 8 External Distraction (0.36%)
- 39 Inattentive (1.79%)
- 570 Unknown (26.20%)
- 914 Unspecified (42.02%)

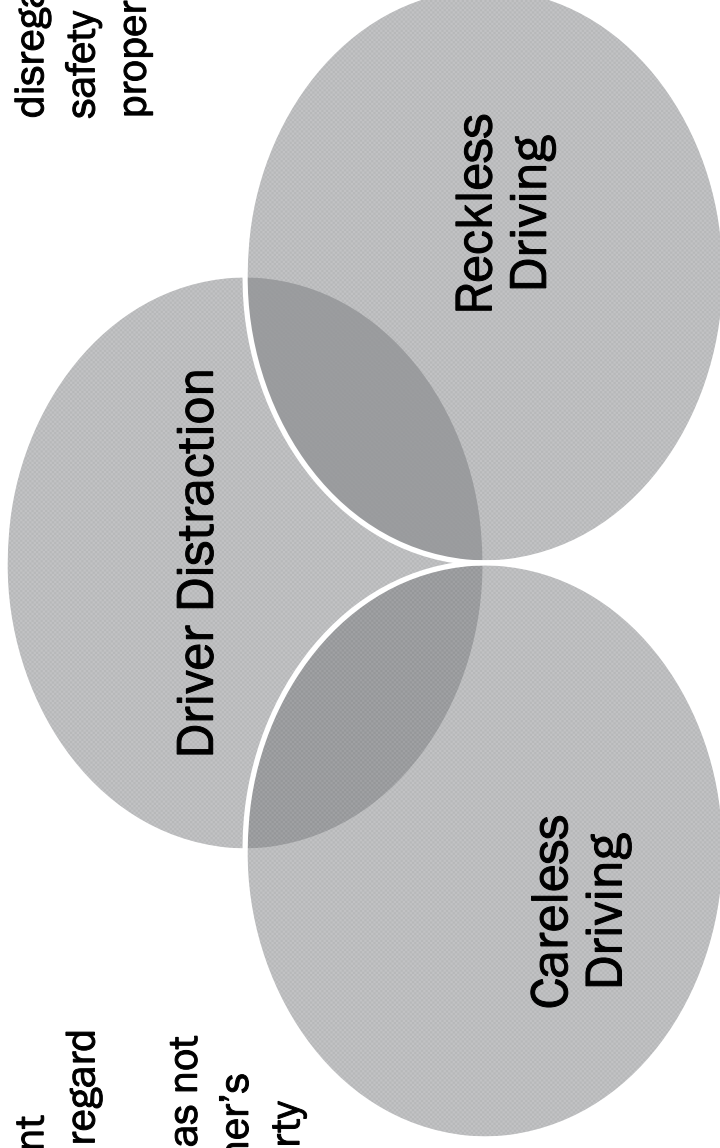
FLORIDA LAW

Careless Driving

- Failure to drive in a careful and prudent manner and have regard to all attendant circumstances so as not to endanger another's life, limb, or property

Reckless Driving

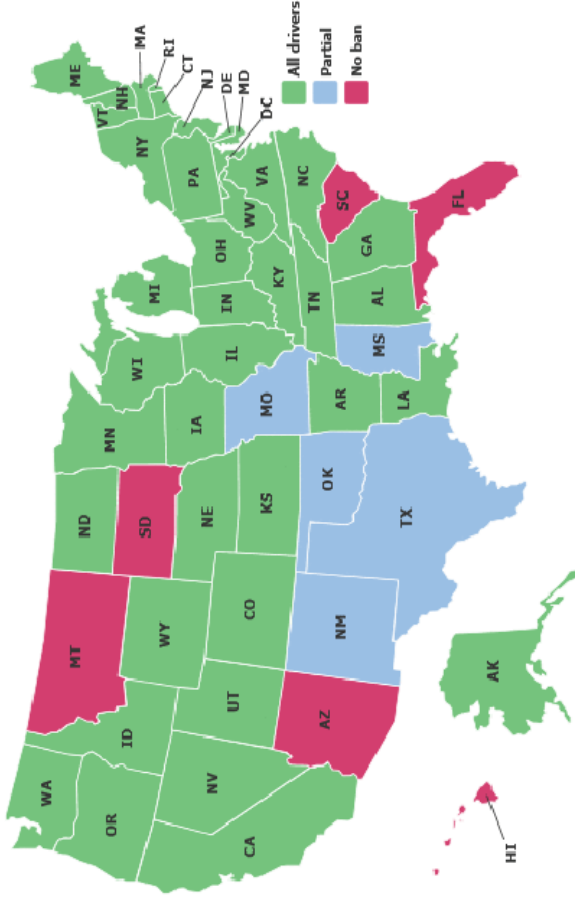
- Willful or wanton disregard for the safety of persons or property



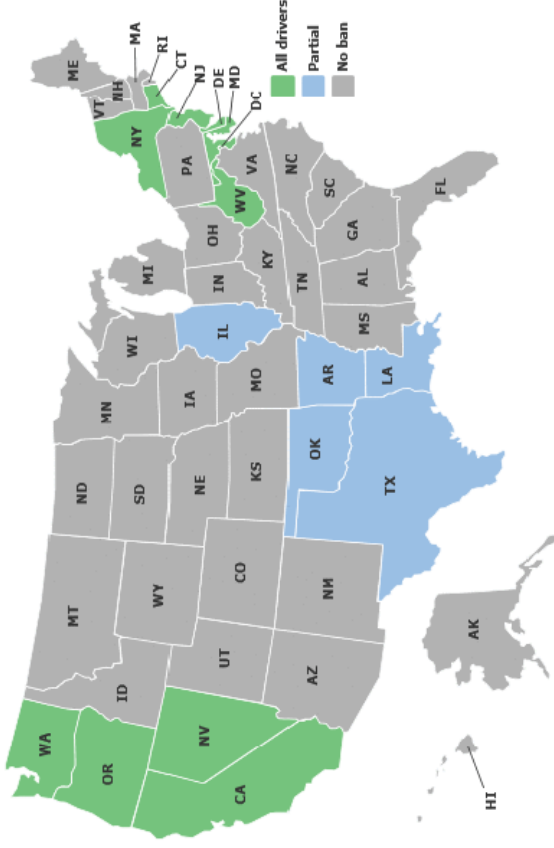
DRIVER DISTRACTION LAWS

50 STATE SURVEY

39 States and the District of Columbia prohibit texting-while-driving for all drivers



10 States and the District of Columbia prohibit hand-held cell phone use for all drivers



PUBLIC TESTIMONY

Law
Enforcement

Industry
Groups

Advocacy
Groups

Private Sector

General
Public

REFERENCES

Slide 3:

-NHTSA's definition of 'driver distraction' and the list of associated activities may be found at <http://www.distraction.gov/content/get-the-facts/facts-and-statistics.html>

Slide 4:

-The dangers of driver distraction may be found on NHTSA's Distraction.Gov website at <http://www.distraction.gov/content/get-the-facts/facts-and-statistics.html>

Slide 5:

-National Traffic Fatality statistics may be found on NHTSA's website at <http://www.nhtsa.gov/About+NHTSA/Press+Releases/2012/New+NHTSA+Analysis+Shows+2011+Traffic+Fatalities+Declined+by+Nearly+Two+Percent>

-Information on NHTSA's revised data collection method may be found on the American Association of State Highway and Transportation Officials' website at <http://www.aashtojournal.org/Pages/120911deaths.aspx>

REFERENCES

Slides 6-10:

-Florida traffic fatality information for 2010 and 2011 may be found on the DHSMV website at <http://www.flhsmv.gov/html/safety.html>

Slide 11:

-The maps on texting and hand-held bans across the nation may be found on the Insurance Institute for Highway Safety website at <http://www.iihs.org/laws/cellphonelaws.aspx>

