

Education Committee

Tuesday, February 14, 2017

3:30 PM

Reed Hall (102 HOB)

Meeting Packet

Richard Corcoran
Speaker

Michael Bileca
Chair

Committee Meeting Notice

HOUSE OF REPRESENTATIVES

Education Committee

Start Date and Time: Tuesday, February 14, 2017 03:30 pm
End Date and Time: Tuesday, February 14, 2017 05:30 pm
Location: Reed Hall (102 HOB)
Duration: 2.00 hrs

Workshop on Turnaround Strategies for Low-Performing Schools

NOTICE FINALIZED on 02/07/2017 4:17PM by Jones.Missy



Turning Around Low Performing Schools

**House Education Committee
February 14, 2017**

Melissa Ramsey, Executive Director of School Improvement



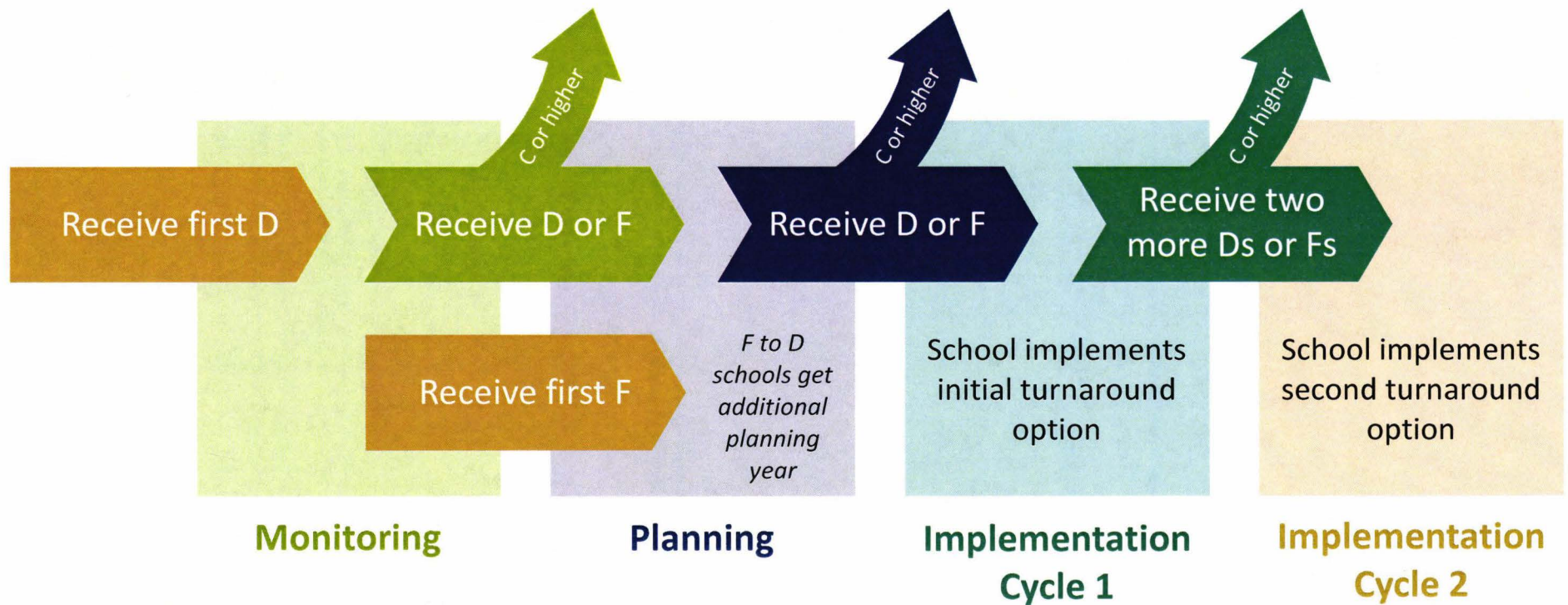
FLORIDA DEPARTMENT OF
EDUCATION
fldoe.org

www.FLDOE.org

What is differentiated accountability (DA)?

- Section 1008.33, Florida Statutes, requires differentiated and escalating interventions and supports to non-charter schools receiving school grades of D or F
- Rule 6A-1.099811, Florida Administrative Code, establishes strategies, responsibilities, timelines and deliverables for implementation of DA
- Field teams embedded throughout the state serve as district and inter-agency liaisons to support improved outcomes for all students through strategic problem solving and capacity building in the areas of:
 - Accountable and Shared Leadership
 - Standards-based Instruction and Learning
 - Positive Culture and Environment

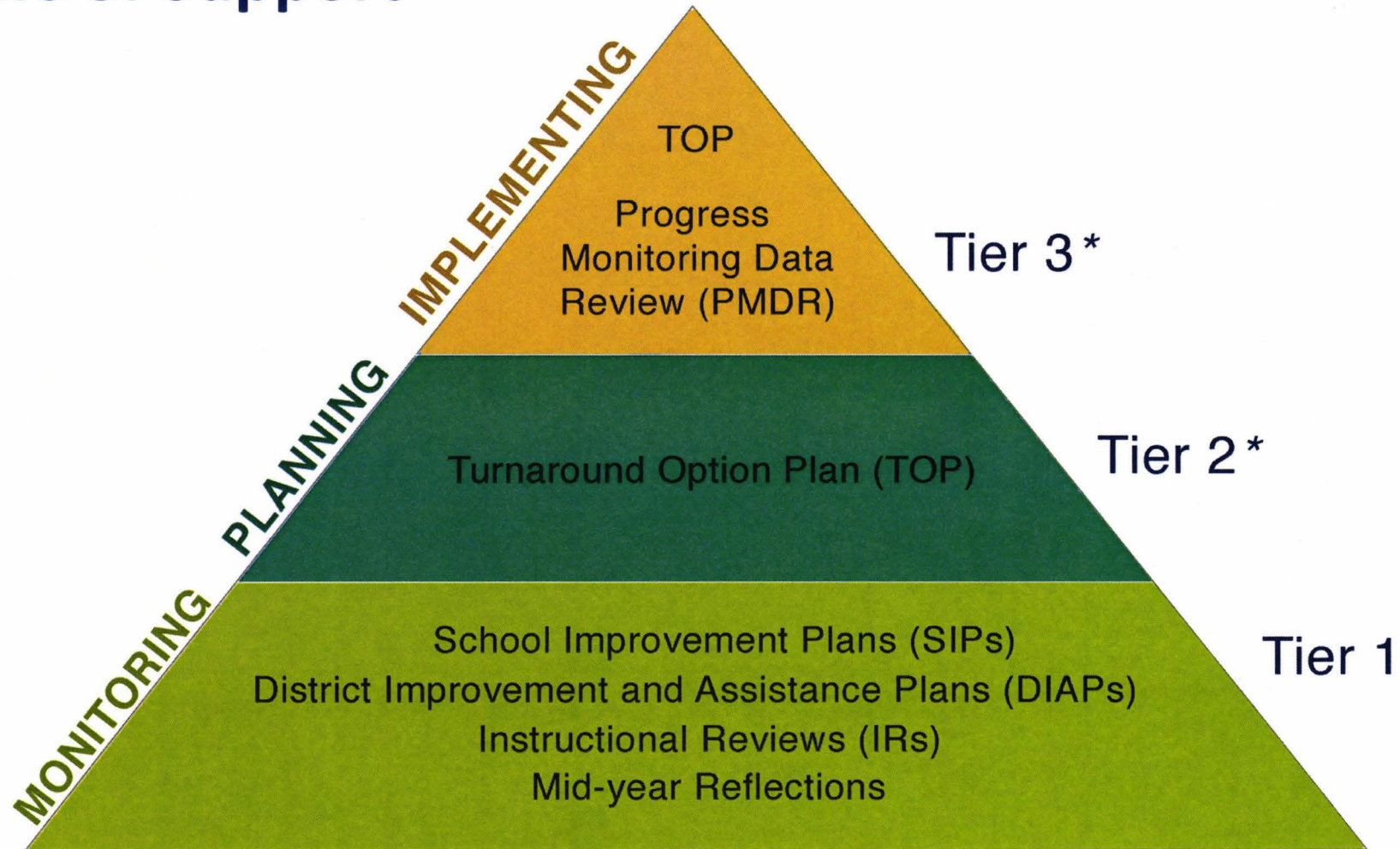
Flowchart of DA Entry and Exit



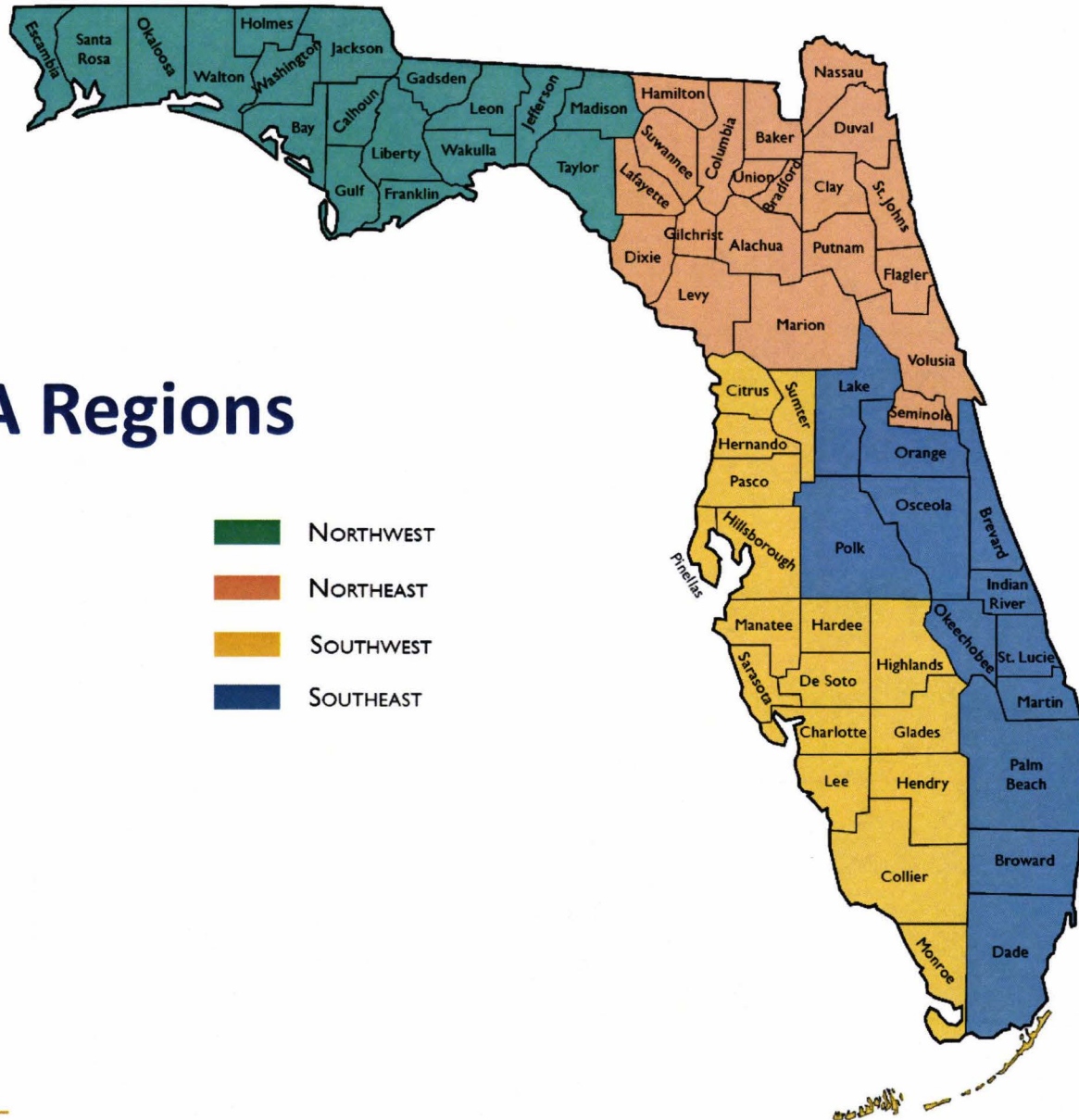
Comparison of DA Results 2014 and 2016

Status	Count Based on 2014 Grade (pre-FSA)	Count Based on 2016 Grade (post-FSA)	% Change
New to DA List	235	187	-20%
Remained on DA List	234	227	-3%
Exited DA List (includes Former F / Monitoring Only)	159	261	+64%





Tiers of Support



** Tier 1 requirements apply to schools in Tier 2 and 3.*



DA Regions

-  NORTHWEST
-  NORTHEAST
-  SOUTHWEST
-  SOUTHEAST

Regional Counts of 2016-17 Differentiated Accountability (DA) Schools

DA Category	NE	NW	SE	SW	All
Single D	41	18	73	55	187
Former F/Monitoring Only	11	6	29	21	67
Planning for potential turnaround (single F or two grades below C)	18	13	47	20	98
Implementing TOP (Year 1, 2, or 3) (double F or three grades below C)	23	8	49	35	115
All DA Schools	93	45	198	131	467

What is a turnaround option plan (TOP)?

- A TOP is a district plan for a school with two consecutive grades of F or any combination of three consecutive grades below C designed to “turn around” the performance of the school based on increasing student learning and performance
- Before implementation, a TOP requires:
 - Stakeholder engagement and data analysis to identify school needs (during the planning year)
 - Review by the regional executive director (RED)
 - State Board approval

Turnaround Options

- District-managed Turnaround (DMT)
- Closure
- Charter
- External operator
- Hybrid

State Board Options for Turnaround Plans

The State Board may:

- **Approve** the new plan as proposed
- **Conditionally approve** the new plan with contingencies/conditions, such as modification or reporting (i.e., approve the new plan with directed changes)
- **Defer** its decision and require more information be provided (for example, clarification of the differences between the old and new plan) before deciding whether to approve the plan
- **Deny** the new plan

Criteria For Approval Of All Plans

- The Board must find that the plans “create the conditions to improve the school’s grade during the two-year implementation period” and
- Plans must meet the applicable requirements set forth in Turnaround Option Plans (TOPs)
 - District may request to modify a TOP requirement where the modification will not impede school improvement

In every case, the ultimate question before the Board is whether the proposed plan has a reasonable chance of success

Next Steps if Plan is Denied by State Board

- With the Commissioner's recommendations, the State Board may deny a plan indicating the reasons and areas of deficiency
- The district must then submit a new plan
 - The new plan may be for a new option or a revision of the plan for an existing option, depending upon the deficiency

How long does a district implement a TOP?

- Year one - May exit if improved to a C
- Year two - If the school grade has not improved to a C, a new option is required by law
 - *Exception: the State Board may grant additional time to implement if the district is able to demonstrate that the school is likely to improve to a C if it continues implementation for one more year*
 - Once a new option is selected and State Board approved, the district has two years to implement

2016-17 TOP Implementers

- **Cycle 1:** 74 schools – majority implementing district-managed turnaround (DMT)
 - Year 1: 69 schools
 - Year 2: 3 schools
 - Year 3: 2 schools (received waiver to implement 3rd year)
- **Cycle 2:** 42 schools – majority implementing a hybrid model
 - All are currently in Year 1 of a two-year plan
 - 2016-17 is the first cohort of Cycle 2
 - Must improve to a C by 2018 or select third option

Cycle 1 and Cycle 2 Turnaround Options

Year in Status	Count of TOP <u>Cycle 1</u> Schools	Closure	DMT	Hybrid DMT/EO
Year 1	68	1	65	2
Year 2	3	0	3	0
Year 3	2	0	2	0
Grand Total	73	1	70	2

Year in Status	Count of TOP <u>Cycle 2</u> Schools	Closure	DMT	Hybrid DMT/EO	Hybrid DMT/EO/Closure
Year 1	42	2	0	37	2

Cycle 2 Turnaround Plans

- Turnaround plans for 42 schools in Cycle 2 went before the State Board for consideration in July, August and September of 2016
- Out of 67 districts, just 14 have one or more schools in Cycle 2
- This represents less than 1% of Florida's schools

In sum, almost all of school districts have demonstrated the capacity to successfully operate schools – less than one percent of schools require additional assistance and management to reach their goals.



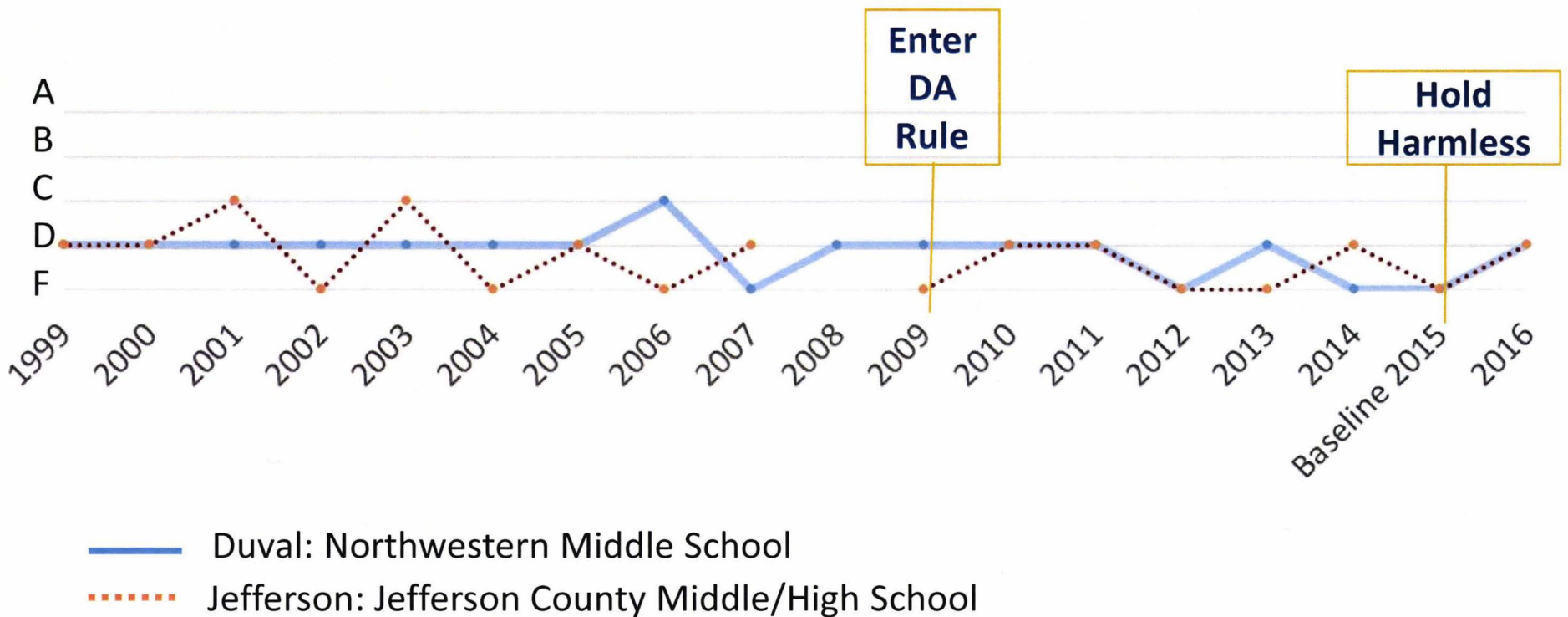
Additional Data



Persistently Low-Performing DA Schools in 2016-17

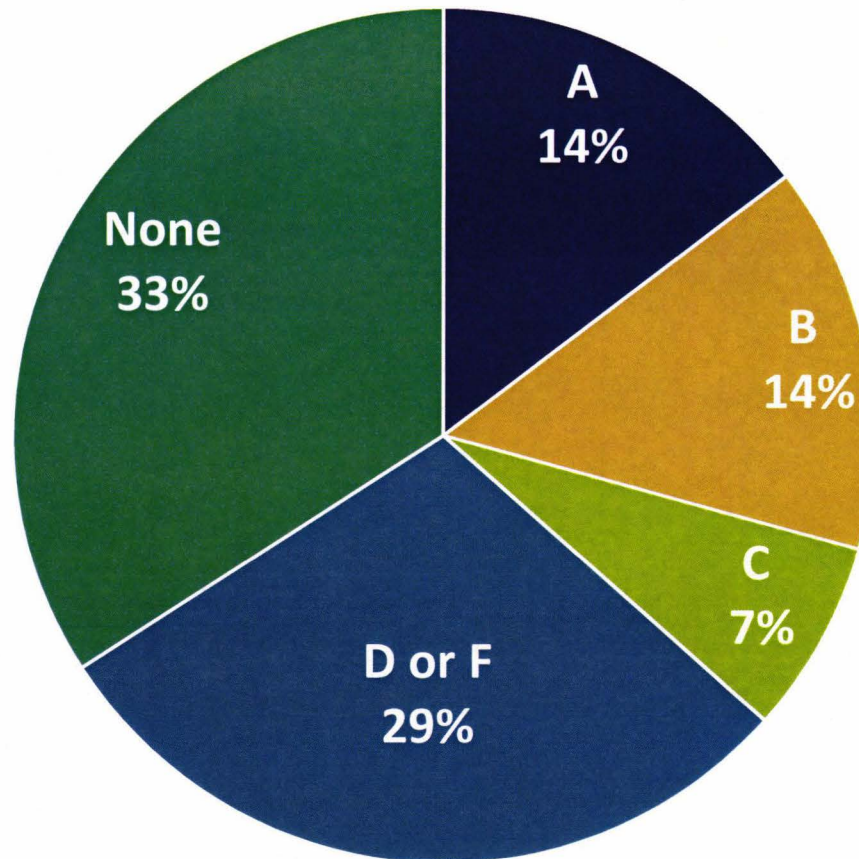
Number of Years with DA	Number of Persistently Low-Performing DA Schools	Percent of ALL Non-Charter Graded Schools (n=2799)
5 years	40	1.43%
6 years	13	.46%
7 years	5	.18%
8 years	2	.07%
9 years	1	.04%
10 years	1	.04%

Persistently Low-Performing DA Schools



Q: Are there higher performing charter schools within 5 miles of the Cycle 2 schools?

School grades
of charters
within 5 miles
of a Cycle 2 school



Q: What is the total number of students participating in the Opportunity Scholarship Program (OSP)?

- **A total of 1,605 students from 192 public schools, remained enrolled in the public option of the OSP during the 2015-16 school year.**



www.FLDOE.org

